

DATA SHEETS

INDEX OF DATA SHEET

ITEM	SUBJECT	PAGE NO.
1	CD Ratio Bank Wise and District Wise	99-102
2	Priority Sector Lending, Agri Credit, DRI Scheme & Weaker Section	103
3	Sector wise outstanding	104
4	Annual Credit Plan Bank Wise and District Wise	105-108
5	Section wise Annual Credit Plan Bank wise and District Wise	109-110
6	Lending to Minority Communities	111
7	NPA & WRITE OFF	112
8	Certificate Cases Bank Wise and District Wise	113-114
9	MSE Advance ACP Achievement	115
10	Micro Enterprises (Manufacturing + Service Advances)	116-117
11	Small Enterprises (Manufacturing + Service Advances)	118-119
12	Medium Enterprises (Manufacturing + Service Advances)	120-121
13	PSB Loans in 59minutes.com	122
14	Advances Granted Under CGTMSE Coverage	123
15	Small Road Transport Operator	124
16	Kisan Credit Card Bank wise and District Wise	125-126
17	KCC Outstanding and NPA	127
18	Agriculture Loan Outstanding to Small, Marginal & Other Farmers	128
19	ATM in KCC	129
20	Dairy	130
21	Poultry	131
22	Fishery	132
23	Self Help Group (SHG)	133-136
24	DAY-NULM	137-146
25	Education Loan	147
26	Education Loan Outstanding and NPA	148
27	Pradhan Mantri Mudra Yojna	149-152
28	Pradhan Mantri Jan Dhan Yojna	153
29	Stand up India	154
30	PMEGP	155-156

INDEX OF DATA SHEET

ITEM	SUBJECT	PAGE NO.
31	Pradhan Mantri Social Security Schemes Status	157
32	Banking Outlets	158
33	Banking Facility Bank Wise and District Wise	159-162
34	Banking Correspondents	163-164
35	Mobile Banking & Internet Banking	165
36	MOBILE / AADHAAR Seeding	166
37	Farm Credit	167
38	Agriculture Infrastructure	168
39	Ancillary Activities	169
40	Farm Mechanisation	170
41	Storage Facility	171
42	Food and Agro Processing	172
43	Agri Term Loan	173
44	Joint Liability Group (JLG)	174
45	Social Infrastructure	175
46	Renewable Energy	176
47	Housing Loan	177
48	Housing Loan Outstanding and NPA	178
49	CLSS	179
50	RSETI	180
51	Financial Literacy Initiatives	181-208
52	Lead Bank Report I, II, III	209-223

STATE LEVEL BANKERS' COMMITTEE BIHAR, PATNA					
(CONVENOR- STATE BANK OF INDIA) FY : 2019-20					
REPORT ON BANKWISE DEPOSITS , ADVANCES & C:D RATIO As On : 31.12.2019					
(Rs. In Lakh)					
SL. NO	BANK NAME	NO. OF BRANCHES	DEPOSITS	ADVANCES (INCL O/S BIHAR)	C:D RATIO (%)
	LEAD BANKS				
1	STATE BANK OF INDIA	961	11120228	3462109	31.13
2	CENTRAL BANK OF INDIA	439	2539422	657757	25.90
3	PUNJAB NATIONAL BANK	575	4297595	1261464	29.35
4	CANARA BANK	247	1994820	978139	49.03
5	UCO BANK	229	995505	565845	56.84
6	BANK OF BARODA	324	1420390	617371	43.46
7	UNION BANK OF INDIA	159	923909	262038	28.36
	OTHER BANKS				
8	BANK OF INDIA	345	2202571	598787	27.19
9	ALLAHABAD BANK	238	1436698	537154	37.39
10	ANDHRA BANK	46	119084	62871	52.80
11	BANK OF MAHARASHTRA	13	48659	24998	51.37
12	CORPORATION BANK	43	160132	65280	40.77
13	INDIAN BANK	66	276144	82848	30.00
14	INDIAN OVERSEAS BANK	59	327983	130394	39.76
15	ORIENTAL BANK OF COM	52	203769	98110	48.15
16	PUNJAB AND SIND BANK	16	41883	18177	43.40
17	SYNDICATE BANK	74	221324	67933	30.69
18	UNITED BANK OF INDIA	92	320726	156295	48.73
	Total Public Sector Bank	3978	28650842	9647570	33.67
	PRIVATE BANKS				
19	IDBI	70	494553	186709	37.75
20	ICICI BANK	107	916766	604361	65.92
21	FEDERAL BANK	8	45338	10225	22.55
22	JAMMU KASHMIR BANK	0	0	0	0.00
23	SOUTH INDIAN BANK	1	26230	1693	6.45
24	AXIS BANK	131	713256	361017	50.62
25	HDFC BANK	109	884073	767913	86.86
26	INDUSIND BANK	36	108482	509120	469.31
27	KARNATAKA BANK	1	2613	705	26.98
28	KOTAK MAHINDRA	22	120495	38651	32.08
29	YES BANK	3	102160	11320	11.08
30	BANDHAN BANK	463	212112	432498	203.90
31	DEVELOPMENT CREDIT BANK	0	0	0	0.00
32	RBL BANK	2	0	0	0.00
	Total Private Sector Bank	953	3626078	2924212	80.64
	Total COMM. BANKS	4931	32276920	12571782	38.95
	CO-OPERATIVE BANKS				
33	STATE CO-OP. BANK	286	404724	191878	47.41
	Total Cooperative Bank	286	404724	191878	47.41
	REGIONAL RURAL BANKS				
34	DAKSHIN BIHAR GRAMIN BANK	1078	1965093	970170	49.37
35	UTTAR BIHAR GRAMIN BANK	1032	1622895	839122	51.71
	Total Region Rural Bank	2110	3587988	1809292	50.43
	SMALL FINANCE BANK				
36	JANA SFB	18	26909	25165	93.52
37	UTKARSH SFB	126	35497	251797	709.35
38	UJJIVAN SFB	37	16286	79380	487.41
	Total Small Financial Bank	181	78692	356342	452.83
	TOTAL FOR BIHAR	7508	36348324	14929294	41.07

STATE LEVEL BANKERS' COMMITTEE BIHAR, PATNA						
(CONVENOR- STATE BANK OF INDIA) FY : 2019-20						
DEPOSIT, ADVANCES AND CD RATIO - DISTRICT WISE AS ON : 31.12.2019						
(Rs. In Lakh)						
SL. NO	DISTRICT NAME	NO. OF BRANCHES	DEPOSITS	ADVANCES	C:D RATIO	NAME OF DISTRICT
1	Araria	148	417837	234294	56.07%	Araria
2	Arwal	59	155774	48054	30.85%	Arwal
3	Aurangabad	180	692330	308646	44.58%	Aurangabad
4	Banka	113	321498	162142	50.43%	Banka
5	Begusarai	221	851858	458440	53.82%	Begusarai
6	Bhagalpur	274	1310197	489016	37.32%	Bhagalpur
7	Bhojpur	229	1037571	298419	28.76%	Bhojpur
8	Buxar	153	543177	215945	39.76%	Buxar
9	Darbhanga	244	1100383	359240	32.65%	Darbhanga
10	East Champaran	274	924723	458271	49.56%	East Champaran
11	Gaya	304	1493480	578649	38.75%	Gaya
12	Gopalganj	180	721187	237556	32.94%	Gopalganj
13	Jamui	115	366770	169953	46.34%	Jamui
14	Jehanabad	94	315447	98892	31.35%	Jehanabad
15	Kaimur	118	322470	185575	57.55%	Kaimur
16	Katihar	177	569289	276657	48.60%	Katihar
17	Khagaria	115	304435	171997	56.50%	Khagaria
18	Kishanganj	105	294470	171825	58.35%	Kishanganj
19	Lakhisarai	77	285714	105607	36.96%	Lakhisarai
20	Madhepura	110	314733	145840	46.34%	Madhepura
21	Madhubani	271	864477	266170	30.79%	Madhubani
22	Munger	130	644532	189425	29.39%	Munger
23	Muzaffarpur	376	1698141	813802	47.92%	Muzaffarpur
24	Nalanda	246	935964	304292	32.51%	Nalanda
25	Nawada	135	475182	185948	39.13%	Nawada
26	Patna	919	11457735	3936802	34.36%	Patna
27	Purnea	214	614548	436258	70.99%	Purnea
28	Rohtas	226	855325	380429	44.48%	Rohtas
29	Saharsa	97	379908	183073	48.19%	Saharsa
30	Samastipur	282	967706	437571	45.22%	Samastipur
31	Saran	254	1248874	330062	26.43%	Saran
32	Sheikhpura	62	167720	69378	41.37%	Sheikhpura
33	Sheohar	45	89755	51718	57.62%	Sheohar
34	Sitamarhi	166	586059	212035	36.18%	Sitamarhi
35	Siwan	236	1129590	378179	33.48%	Siwan
36	Supaul	120	362427	157261	43.39%	Supaul
37	Vaishali	237	933311	481761	51.62%	Vaishali
38	West Champaran	202	593727	320775	54.03%	West Champaran
TOTAL FOR BIHAR		7508	36348324	14309957	39.37%	
ADVANCES GRANTED TO UNITS FUNCTIONAL IN BIHAR BY BRANCHES OPERATING OUTSIDE THE STATE						
1	STATE BANK OF INDIA			572620		
2	PUNJAB NATIONAL BANK			41308		
3	ALLAHABAD BANK			2998		
4	BANK OF MAHARASHTRA			0		
5	CORPORATION BANK			0		
6	INDIAN OVERSEAS BANK			2411		
7	IDBI			0		
8	FEDERAL BANK			0		
9	AXIS BANK			0		
10	TOTAL ADVANCE GRANTED FROM OUTSIDE STATE			619337		
TOTAL FOR BIHAR		7508	36348324	14929294	41.07%	TOTAL FOR BIHAR

STATE LEVEL BANKERS' COMMITTEE BIHAR, PATNA
 (CONVENOR- STATE BANK OF INDIA)
 BANKWISE DEPOSIT, CREDIT, C/D RATIO AND MARKET SHARE

FY :2019-20

SL. NO	BANK NAME	31.12.2017					31.12.2018					31.12.2019				
		DEPOSITS	ADVANCES	C:D Rat	M.SHARE (DEPOSIT)	M.SHARE (ADVANCES)	DEPOSITS	ADVANCES	C:D Rat	M.SHARE (DEPOSIT)	M.SHARE (ADVANCES)	DEPOSITS	ADVANCES	C:D Rat	M.SHARE (DEPOSIT)	M.SHARE (ADVANCES)
1	LEAD BANKS	9257345	2986162	32.26%	30.87%	23.90%	10192261	3219550	31.59%	31.64%	24.31%	11120228	3462109	31.13%	30.59%	23.19%
2	STATE BANK OF INDIA	1932117	667917	34.57%	6.44%	5.34%	2139884	668704	31.25%	6.64%	5.05%	2539422	657756	25.90%	6.99%	4.41%
3	CENTRAL BANK OF INDIA	2370830	1109674	46.81%	7.91%	8.88%	3738015	1229573	32.89%	11.61%	9.28%	4297555	1261464	29.35%	11.82%	8.45%
4	PUNJAB NATIONAL BANK	303785	387916	42.92%	3.01%	3.10%	954098	536930	56.28%	2.96%	4.05%	1994820	978139	49.03%	5.49%	6.55%
5	CANARA BANK	846718	341984	40.39%	2.82%	2.74%	1024940	414455	40.44%	3.18%	3.13%	1420390	565845	56.84%	2.74%	3.79%
6	UCO BANK	694841	312615	44.99%	2.32%	2.50%	787124	276324	35.11%	2.44%	2.09%	923909	617371	43.46%	3.91%	4.14%
7	BANK OF BARODA	2301587	927349	40.29%	7.67%	7.42%	1858747	654033	35.19%	5.77%	4.94%	2202571	598787	27.19%	6.06%	4.01%
8	ALLAHABAD BANK	1405573	551092	39.21%	4.69%	4.41%	1377737	564508	40.97%	4.28%	4.26%	1436698	537154	37.39%	3.95%	3.60%
9	ANDHRA BANK	120808	43854	36.30%	0.40%	0.35%	126957	44303	34.90%	0.39%	0.33%	119084	62871	52.80%	0.33%	0.42%
10	BANK OF MAHARASHTRA	31975	19624	61.37%	0.11%	0.16%	41849	27839	66.52%	0.13%	0.21%	48659	24998	51.37%	0.13%	0.17%
11	CORPORATION BANK	137025	97831	71.40%	0.46%	0.78%	148928	88041	59.12%	0.46%	0.66%	160132	65280	40.77%	0.44%	0.48%
12	e-DENA BANK	76114	31403	41.26%	0.25%	0.25%	94027	28670	30.49%	0.29%	0.22%	0	0	---	0.00%	0.00%
13	INDIAN BANK	228335	94185	41.25%	0.76%	0.75%	240115	74166	30.89%	0.75%	0.56%	276144	82848	30.00%	0.76%	0.55%
14	INDIAN OVERSEAS BANK	236495	114987	48.62%	0.79%	0.92%	308043	121799	39.54%	0.96%	0.92%	327983	130394	39.76%	0.90%	0.87%
15	ORIENTAL BANK OF COM	166643	69554	41.74%	0.56%	0.56%	179481	78229	43.59%	0.56%	0.59%	203769	98110	48.15%	0.56%	0.68%
16	PUNJAB AND SIND BANK	116023	12461	10.74%	0.39%	0.10%	54998	15425	28.05%	0.17%	0.12%	41883	18177	43.40%	0.12%	0.12%
17	SYNDICATE BANK	282940	139453	49.29%	0.94%	1.12%	294308	140888	47.87%	0.91%	1.06%	221324	67933	30.69%	0.61%	0.46%
18	UNITED BANK OF INDIA	77993	42217	54.13%	0.26%	0.34%	107381	69948	65.14%	0.33%	0.53%	320726	156295	48.73%	0.88%	1.05%
19	e-VIJAYA BANK	24378734	9260177	37.98%	81.29%	74.10%	25452008	9098655	35.75%	79.02%	68.70%	28650842	9647570	33.67%	78.82%	64.62%
20	PUBLIC BANKS TOTAL	433031	171983	39.72%	1.44%	1.38%	403926	197525	48.90%	1.25%	1.49%	494553	186709	37.75%	1.36%	1.25%
21	IDBI	595652	277923	46.66%	1.99%	2.22%	965935	367805	38.08%	3.00%	2.78%	916766	604361	65.92%	2.52%	4.05%
22	ICICI BANK	32836	14771	44.98%	0.11%	0.12%	40007	16630	41.57%	0.12%	0.13%	45338	10225	22.55%	0.12%	0.07%
23	FEDERAL BANK	7888	8300	105.22%	0.03%	0.07%	0	0	---	0.00%	0.00%	0	0	---	0.00%	0.00%
24	JAMMU KASHMIR BANK	20009	1433	7.16%	0.07%	0.01%	22310	1434	6.43%	0.04%	0.01%	26230	1693	6.45%	0.07%	0.01%
25	SOUTH INDIAN BANK	466899	227663	48.76%	1.56%	1.82%	655889	291777	44.49%	2.20%	2.07%	713256	361017	50.62%	1.96%	2.42%
26	AXIS BANK	578158	408486	70.65%	1.93%	3.27%	805113	573240	71.20%	2.50%	4.33%	884073	767913	86.86%	2.43%	5.14%
27	HDFC BANK	70550	109439	155.17%	0.24%	0.88%	74692	179549	240.39%	0.23%	1.36%	108482	509120	469.31%	0.30%	3.41%
28	INDUSIND BANK	2281	456	19.99%	0.01%	0.00%	2294	522	22.76%	0.01%	0.00%	2613	705	26.98%	0.01%	0.00%
29	KARNATAKA BANK	42029	25143	59.82%	0.14%	0.20%	0	0	---	0.00%	0.00%	120495	38651	32.08%	0.33%	0.26%
30	KOTAK MAHINDRA	33196	5627	16.95%	0.11%	0.05%	0	0	---	0.00%	0.00%	102160	11320	11.08%	0.28%	0.08%
31	YES BANK	123643	252630	204.32%	0.41%	2.02%	181486	334897	184.53%	0.56%	2.53%	212112	432498	203.90%	0.58%	2.90%
32	BANDHAN BANK	2406152	1503854	62.50%	8.02%	12.03%	3151652	1963379	62.30%	9.78%	14.82%	3626078	2924212	80.64%	9.98%	19.59%
33	DEVELOPMENT CREDIT BANK	26784886	10764031	40.19%	89.31%	86.13%	28603660	11062034	38.67%	88.80%	83.52%	32276920	12571782	38.95%	88.80%	84.21%
	PRIVATE BANKS TOTAL	249955	199743	79.91%	0.83%	1.60%	388826	269031	69.19%	1.21%	2.03%	404724	191878	47.41%	1.11%	1.29%
34	STATE CO-OP. BANK	249955	199743	79.91%	0.83%	1.60%	388826	269031	69.19%	1.21%	2.03%	404724	191878	47.41%	1.11%	1.29%
	CO-OPERATIVE BANKS	1050332	477067	45.42%	3.50%	3.82%	1157942	546059	47.16%	3.59%	4.12%	1965093	970170	49.37%	5.41%	6.50%
35	e-MBGB/DBGB	513707	332114	64.65%	1.71%	2.66%	569034	365408	64.22%	1.77%	2.76%	0	0	---	0.00%	0.00%
36	e-BIHAR GRAMIN BANK	1391836	723784	52.00%	4.64%	5.79%	1461415	788240	53.94%	4.54%	5.95%	1622895	839122	51.71%	4.46%	5.62%
37	UTTAR BIHAR GRAMIN BANK	2955875	1532965	51.86%	9.86%	12.27%	3188391	1699707	53.31%	9.90%	12.83%	3587988	1809292	50.43%	9.87%	12.12%
	TOTAL OF R.R.Bs	0	0	---	0.00%	0.00%	0	0	---	0.00%	0.00%	0	0	---	0.00%	0.00%
	SMALL FINANCE BANK	0	0	---	0.00%	0.00%	0	0	---	0.00%	0.00%	0	0	---	0.00%	0.00%
38	JANA SFB	0	0	---	0.00%	0.00%	0	0	---	0.00%	0.00%	0	0	---	0.00%	0.00%
39	UTKARSH SFB	0	0	---	0.00%	0.00%	23455	163659	697.76%	0.07%	1.24%	35497	251797	709.35%	0.10%	1.69%
40	UJJVAN SFB	0	0	---	0.00%	0.00%	5561	50376	905.88%	0.02%	0.38%	16286	79380	487.41%	0.04%	0.53%
	TOTAL SMALL FINANCE BANK	0	0	---	0.00%	0.00%	29016	214035	737.64%	0.09%	1.62%	78692	356342	452.83%	0.22%	2.39%
	TOTAL FOR BIHAR	29990716	12496739	41.67%	100.00%	100.00%	32209893	13244807	41.12%	100.00%	100.00%	36348324	14929294	41.07%	100.00%	100.00%

STATE LEVEL BANKERS' COMMITTEE BIHAR, PATNA

(CONVENOR- STATE BANK OF INDIA) FY : 2019-20

OUTSTANDING AS ON 31.12.2019

													Rs. in Lakhs
SL. NO.	BANK NAME	TOTAL ADVANCES	PRIO SEC. ADV	% OF P S ADV	DRI ADVANCES	% OF DRI ADV	WEAKER SECTION ADV	% OF WEAK SEC ADV	HOUSING LOAN	% OF H/L	EDUCATION LOAN	% OF E/L	TOTAL AGRI ADV
LEAD BANKS													
1	STATE BANK OF INDIA	2889489	1291851	44.71	0	0.00	5155	0.18	546623	18.92	86101	2.98	453920
2	CENTRAL BANK OF INDIA	657757	530572	80.66	555	0.08	281498	42.80	40309	6.13	27545	4.19	301053
3	PUNJAB NATIONAL BANK	1220156	805931	66.05	2	0.00	326863	26.79	88255	7.23	60893	4.99	442514
4	CANARA BANK	978139	398914	40.78	43968	4.50	51459	5.26	219129	22.40	20838	2.13	197292
5	UCO BANK	565845	501554	88.64	2270	0.40	119616	21.14	51948	9.18	13386	2.37	301200
6	BANK OF BARODA	617371	496612	80.44	41	0.01	154425	25.01	90841	14.71	12737	2.06	170390
7	UNION BANK OF INDIA	262038	197669	75.44	0	0.00	91473	34.91	30299	11.56	10287	3.93	87246
OTHER BANKS													
8	BANK OF INDIA	598787	422424	70.55	0	0.00	128473	21.46	88844	14.84	19086	3.19	149250
9	ALLAHABAD BANK	534156	475677	89.05	0	0.00	0	0.00	64990	12.17	56605	10.60	201880
10	ANDHRA BANK	62871	56353	89.63	2	0.00	2491	3.96	9740	15.49	267	0.42	3451
11	BANK OF MAHARASHTRA	24998	21939	87.76	12	0.05	487	1.95	6865	27.46	1491	5.96	1722
12	CORPORATION BANK	65280	53523	81.99	8	0.01	5	0.01	19840	30.39	1488	2.28	11520
13	INDIAN BANK	82848	59215	71.47	751	0.91	7273	8.78	21250	25.65	1939	2.34	11958
14	INDIAN OVERSEAS BANK	127983	118367	92.49	18	0.01	1988	1.55	23660	18.49	2126	1.66	11042
15	ORIENTAL BANK OF COM	98110	65320	66.58	3	0.00	29176	29.74	22516	22.95	2939	3.00	9765
16	PUNJAB AND SIND BANK	18177	13718	75.47	0	0.00	0	0.00	5100	28.06	1013	5.57	602
17	SYNDICATE BANK	67933	59219	87.17	29	0.04	11555	17.01	9548	14.06	2916	4.29	11369
18	UNITED BANK OF INDIA	156295	104753	67.02	0	0.00	0	0.00	31761	20.32	3642	2.33	31199
Total Public Sector Bank		9028233	5673611	62.84	47659	0.53	1211937	13.42	1371518	15.19	325299	3.60	2397373
PRIVATE BANKS													
19	IDBI	186709	172012	92.13	2	0.00	65667	35.17	32116	17.20	2099	1.12	53111
20	ICICI BANK	604361	248885	41.18	0	0.00	55917	9.25	63036	10.43	3020	0.50	66598
21	FEDERAL BANK	10225	4651	45.49	0	0.00	0	0.00	1090	10.66	57	0.56	1352
22	JAMMU KASHMIR BANK	0	0	0.00	0	0.00	0	0.00	0	0.00	0	0.00	0
23	SOUTH INDIAN BANK	1693	730	43.12	0	0.00	0	0.00	88	5.20	22	1.30	0
24	AXIS BANK	361017	191058	52.92	0	0.00	54452	15.08	9877	2.74	1454	0.40	40006
25	HDFC BANK	767913	311196	40.52	0	0.00	109965	14.32	9025	1.18	1140	0.15	139685
26	INDUSIND BANK	509120	107606	21.14	23780	4.67	0	0.00	0	0.00	0	0.00	30905
27	KARNATAKA BANK	705	379	53.76	0	0.00	0	0.00	0	0.00	0	0.00	0
28	KOTAK MAHINDRA	38651	35321	91.38	0	0.00	28656	74.14	0	0.00	0	0.00	27951
29	YES BANK	11320	5729	50.61	0	0.00	2946	26.02	0	0.00	0	0.00	2823
30	BANDHAN BANK	432498	425742	98.44	0	0.00	0	0.00	2054	0.47	0	0.00	248688
31	DEVELOPMENT CREDIT BANK	0	0	0.00	0	0.00	0	0.00	0	0.00	0	0.00	0
32	RBL BANK	0	0	0.00	0	0.00	0	0.00	0	0.00	0	0.00	0
Total Private Sector Bank		2924212	1503309	51.41	23782	0.81	317603	10.86	117286	4.01	7792	0.27	611119
Total COMM. BANKS		11952445	7176920	60.05	71441	0.60	1529540	12.80	1488804	12.46	333091	2.79	3008492
CO-OPERATIVE BANKS													
33	STATE CO-OP. BANK	191878	62256	32.45	0	0.00	0	0.00	191	0.10	0	0.00	62256
Total Cooperative Bank		191878	62256	32.45	0	0.00	0	0.00	191	0.10	0	0.00	62256
REGIONAL RURAL BANKS													
34	DAKSHIN BIHAR GRAMIN BANK	970170	944767	97.38	0	0.00	652689	67.28	31381	3.23	20265	2.09	784015
35	UTTAR BIHAR GRAMIN BANK	839122	807444	96.22	202	0.02	650154	77.48	6850	0.82	13692	1.63	595111
Total Region Rural Bank		1809292	1752211	96.85	202	0.01	1302843	72.01	38231	2.11	33957	1.88	1379126
SMALL FINANCE BANK													
36	JANA SFB	25165	24742	98.32	0	0.00	20665	82.12	400	1.59	0	0.00	3545
37	UTKARSH SFB	251797	250472	99.47	0	0.00	243709	96.79	1331	0.53	0	0.00	157544
38	UJJIVAN SFB	79380	72585	91.44	0	0.00	17263	21.75	3241	4.08	0	0.00	50646
Total Small Financial Bank		356342	347799	97.60	0	0.00	281637	79.04	4972	1.40	0	0.00	211735
TOTAL FOR BIHAR		14309957	9339186	65.26	71643	0.5	3114020	21.76	1532198	10.71	367048	2.56	4661609

STATE LEVEL BANKERS' COMMITTEE BIHAR, PATNA

(CONVENOR- STATE BANK OF INDIA)

FY : 2019-20

OUTSTANDING AS ON 31.12.2019

SL. NO.	BANK NAME	TOTAL ADVANCES	PRIO SEC. ADV	% OF P S ADV	AGL ADV	% OF AGL ADV	MSME	% OF MSME ADV	OPS ADV	% OF OPS ADV	NPS ADV	% OF NPS ADV	Rs. in Lakhs
	LEAD BANKS												
1	STATE BANK OF INDIA	2889489	1291851	44.71	453920	15.71	526955	18.24	310976	10.76	1597638	55.29	
2	CENTRAL BANK OF INDIA	657757	530572	80.66	301053	45.77	160705	24.43	68814	10.46	127185	19.34	
3	PUNJAB NATIONAL BANK	1220156	805931	66.05	442514	36.27	262090	21.48	101327	8.30	414225	33.95	
4	CANARA BANK	978139	398914	40.78	197292	20.17	123830	12.66	77792	7.95	579225	59.22	
5	UCO BANK	565845	501554	88.64	301200	53.23	142046	25.10	58308	10.30	64291	11.36	
6	BANK OF BARODA	617371	496612	80.44	170390	27.60	226479	36.68	99743	16.16	120759	19.56	
7	UNION BANK OF INDIA	262038	197669	75.44	87246	33.30	78772	30.06	31651	12.08	64369	24.56	
	OTHER BANKS												
8	BANK OF INDIA	598787	422424	70.55	149250	24.93	201933	33.72	71241	11.90	176363	29.45	
9	ALLAHABAD BANK	534156	475677	89.05	201880	37.79	182625	34.19	91172	17.07	58479	10.95	
10	ANDHRA BANK	62871	56353	89.63	3451	5.49	35334	56.20	17568	27.94	6518	10.37	
11	BANK OF MAHARASHTRA	24998	21939	87.76	1722	6.89	12149	48.60	8068	32.27	3059	12.24	
12	CORPORATION BANK	65280	53523	81.99	11520	17.65	28685	43.94	13318	20.40	11757	18.01	
13	INDIAN BANK	82848	59215	71.47	11958	14.43	33402	40.32	13855	16.72	23633	28.53	
14	INDIAN OVERSEAS BANK	127983	118367	92.49	11042	8.63	67069	52.40	40256	31.45	9616	7.51	
15	ORIENTAL BANK OF COM	98110	65320	66.58	9765	9.95	42995	43.82	12560	12.80	32790	33.42	
16	PUNJAB AND SIND BANK	18177	13718	75.47	602	3.31	9439	51.93	3677	20.23	4459	24.53	
17	SYNDICATE BANK	67933	59219	87.17	11369	16.74	39126	57.59	8724	12.84	8714	12.83	
18	UNITED BANK OF INDIA	156295	104753	67.02	31199	19.96	49780	31.85	23774	15.21	51542	32.98	
	Total Public Sector Bank	9028233	5673611	62.84	2397373	26.55	2223414	24.63	1052824	11.66	3354622	37.16	
	PRIVATE BANKS												
19	IDBI	186709	172012	92.13	53111	28.45	92029	49.29	26872	14.39	14697	7.87	
20	ICICI BANK	604361	248885	41.18	66598	11.02	169952	28.12	12335	2.04	355476	58.82	
21	FEDERAL BANK	10225	4651	45.49	1352	13.22	2905	28.41	394	3.85	5574	54.51	
22	JAMMU KASHMIR BANK	0	0	0.00	0	0.00	0	0.00	0	0.00	0	0.00	
23	SOUTH INDIAN BANK	1693	730	43.12	0	0.00	707	41.76	23	1.36	963	56.88	
24	AXIS BANK	361017	191058	52.92	40006	11.08	108845	30.15	42207	11.69	169959	47.08	
25	HDFC BANK	767913	311196	40.52	139685	18.19	164534	21.43	6977	0.91	456717	59.48	
26	INDUSIND BANK	509120	107060	21.14	30905	6.07	76701	15.07	0	0.00	401514	78.86	
27	KARNATAKA BANK	705	379	53.76	0	0.00	0	0.00	379	53.76	326	46.24	
28	KOTAK MAHINDRA	38651	35321	91.38	27951	72.32	6932	17.93	438	1.13	3330	8.62	
29	YES BANK	11320	5729	50.61	2823	24.94	2906	25.67	0	0.00	5591	49.39	
30	BANDHAN BANK	432498	425742	98.44	248688	57.50	175000	40.46	2054	0.47	6756	1.56	
31	DEVELOPMENT CREDIT BANK	0	0	0.00	0	0.00	0	0.00	0	0.00	0	0.00	
32	RBL BANK	0	0	0.00	0	0.00	0	0.00	0	0.00	0	0.00	
	Total Private Sector Bank	2924212	1503309	51.41	611119	20.90	800511	27.38	91679	3.14	1420903	48.59	
	Total COMM. BANKS	11952445	7176920	60.05	3008492	25.17	3023925	25.30	1144503	9.58	4775525	39.95	
	CO-OPERATIVE BANKS												
33	STATE CO-OP. BANK	191878	62256	32.45	62256	32.45	0	0.00	0	0.00	129622	67.55	
	Total Cooperative Bank	191878	62256	32.45	62256	32.45	0	0.00	0	0.00	129622	67.55	
	REGIONAL RURAL BANKS												
34	DAKSHIN BIHAR GRAMIN BANK	970170	944767	97.38	784015	80.81	105766	10.90	54986	5.67	25403	2.62	
35	UTTAR BIHAR GRAMIN BANK	839122	807444	96.22	595111	70.92	192928	22.99	19405	2.31	31678	3.78	
	Total Region Rural Bank	1809292	1752211	96.85	1379126	76.22	298694	16.51	74391	4.11	57081	3.15	
	SMALL FINANCE BANK												
36	JANA SFB	25165	24742	98.32	3545	14.09	537	2.13	20660	82.10	423	1.68	
37	UTKARSH SFB	251797	250472	99.47	157544	62.57	91665	36.40	1263	0.50	1325	0.53	
38	UJJIVAN SFB	79380	72585	91.44	50646	63.80	5340	6.73	16599	20.91	6795	8.56	
	Total Small Financial Bank	356342	347799	97.60	211735	59.42	97542	27.37	38522	10.81	8543	2.40	
	TOTAL FOR BIHAR	14309957	9339186	65.26	4661609	32.58	3420161	23.9	1257416	8.79	4970771	34.74	

STATE LEVEL BANKERS' COMMITTEE BIHAR, PATNA
(CONVENOR- STATE BANK OF INDIA) FY : 2019-20
DISTRICTWISE PERFORMANCE UNDER ANNUAL CREDIT PLAN AS ON 31.12.2019

SL	DISTRICT NAME	AGRICULTURE						MSME						O P S						TPS						N P S						GRAND TOTAL		
		TARGET		ACHIE		%ACH		TARGET		ACHIE		%ACH		TARGET		ACHIE		%ACH		TARGET		ACHIE		%ACH		TARGET		ACHIE		%ACH		ACHIE	TARGET	%ACH
		TARGET	ACHIE	%ACH	TARGET	ACHIE	%ACH	TARGET	ACHIE	%ACH	TARGET	ACHIE	%ACH	TARGET	ACHIE	%ACH	TARGET	ACHIE	%ACH	TARGET	ACHIE	%ACH	TARGET	ACHIE	%ACH	TARGET	ACHIE	%ACH	TARGET	ACHIE	%ACH			
1	Araria	156603	85924	54.87	47674	36102	75.73	21565	8146	37.77	225842	130172	57.64	39037	84583	39037	46.15	310425	169209	54.51														
2	Arwal	56186	15680	27.91	13227	6221	47.03	7431	3156	42.47	76844	25057	32.61	11751	32116	11751	36.59	108960	36808	33.78														
3	Aurangabad	157477	59296	37.65	45278	44452	98.18	24781	7345	29.64	227536	111093	48.82	93002	93002	119282	128.26	320538	230375	71.87														
4	Banka	114689	34244	29.86	29620	13539	45.71	15152	4712	31.10	159461	52495	32.92	74639	74639	18434	24.7	234100	70929	30.30														
5	Begusarai	193459	101508	52.47	86176	48561	56.35	41357	36099	87.29	320992	186168	58.00	154979	65843	65843	42.49	475971	252011	52.95														
6	Bhagalpur	210832	76689	36.37	109083	59686	54.72	52840	19564	37.02	372755	155939	41.83	206647	75076	75076	36.33	579402	231015	39.87														
7	Bhojpur	177062	61158	34.54	67446	43208	64.06	33707	13720	40.70	278215	118086	42.44	114944	73257	73257	63.73	393159	191343	48.67														
8	Buxar	133539	58408	43.74	42387	23701	55.92	22012	11788	53.55	197938	98897	47.44	79794	98922	89922	61.31	277732	142819	51.42														
9	Darbhanga	173180	91358	52.75	76969	48025	62.40	40460	21187	52.37	290609	160570	55.25	150131	93426	93426	62.23	440740	253996	57.63														
10	East Champaran	226414	146952	64.90	88571	52226	58.97	44265	26245	59.29	359250	225423	62.75	164040	46598	46598	28.41	523290	272021	51.98														
11	Gaya	218902	86049	39.31	96694	76808	79.43	49520	15048	30.39	365116	177905	48.73	200478	67760	67760	33.8	565594	245665	43.43														
12	Gopalganj	181162	77288	42.66	44395	19231	43.32	19868	4681	23.56	245425	101200	41.23	99666	28666	28666	28.76	345091	129866	37.63														
13	Jamui	111679	55920	50.07	25934	16185	62.41	13546	5441	40.17	151159	77546	51.30	53446	38321	38321	71.7	204605	115867	56.63														
14	Jehanabad	69153	22723	32.86	29758	13961	46.92	14783	5337	36.10	113694	42021	36.96	61272	17640	17640	28.79	174966	59661	34.10														
15	Kaimur	114438	77546	67.76	32941	26959	81.84	15709	5177	32.96	163088	109682	67.25	68561	23123	23123	33.73	231649	132805	57.33														
16	Katihar	138445	67246	48.57	50221	31265	62.25	23859	7904	33.13	212525	106415	50.07	118609	42531	42531	35.86	331134	148946	44.98														
17	Khagaria	113210	54564	48.20	36112	23428	64.88	17918	16720	93.31	167240	93708	56.63	62511	49848	49848	79.74	229751	144560	62.92														
18	Kishanganj	88688	70468	79.46	34153	19466	57.00	13752	3774	27.44	136593	93708	68.60	53122	22212	22212	41.81	189715	115920	61.10														
19	Lakhisarai	74252	34661	46.68	21663	11381	52.54	10812	4214	38.98	106727	50256	47.09	38082	23587	23587	61.94	144809	73843	50.99														
20	Madhepura	107574	45817	42.59	39331	21756	55.32	18347	6671	36.36	165252	74244	44.93	73125	18625	18625	25.47	238377	92869	38.96														
21	Madhubani	269111	121701	45.22	75287	38221	50.77	41913	10411	24.84	386311	170333	44.09	158068	38158	38158	24.14	544379	208491	38.30														
22	Munger	90700	42312	46.65	42542	26111	61.38	22596	7107	31.45	155838	75530	48.47	74671	51907	51907	69.51	230509	127437	55.29														
23	Muzaffarpur	269622	160763	59.63	132285	106399	80.43	65338	28706	43.93	467245	295868	63.32	266561	222758	222758	83.57	733806	518626	70.68														
24	Nalanda	212606	71408	33.59	66980	40504	60.47	35010	9214	26.32	314596	121126	38.50	121477	42108	42108	34.66	436073	163234	37.43														
25	Nawada	127797	41245	32.27	32581	30157	92.56	19207	4756	24.76	179585	76158	42.41	60576	25840	25840	42.66	240161	101998	42.47														
26	Patna	394591	166308	42.15	490894	475123	96.79	227234	94871	41.75	1112719	736302	66.17	830777	998162	998162	120.15	1943496	1734464	89.24														
27	Purnea	152907	102054	66.74	75529	50991	67.51	34739	14909	42.92	263175	167954	63.82	136912	59390	59390	43.38	400087	227344	56.82														
28	Rohtas	175145	106483	60.80	66467	75877	114.16	32397	12913	39.86	274009	195273	71.27	120063	40464	40464	33.7	394072	235737	59.82														
29	Saharsa	67852	43597	64.25	29947	23439	78.27	16681	7283	43.66	114480	74319	64.92	74066	30872	30872	41.68	188546	105191	55.79														
30	Samastipur	270661	125363	46.32	85703	47228	55.11	44655	11122	24.91	401019	183713	45.81	175453	57722	57722	32.9	576472	241435	41.88														
31	Saran	216635	108252	49.97	74212	46470	62.62	31836	12249	38.48	322683	166971	51.74	143083	48058	48058	33.59	465766	215029	46.17														
32	Sheikhpura	62569	25349	40.51	18264	11464	62.77	9418	2739	29.08	90251	39552	43.82	32395	13071	13071	40.35	122646	52623	42.91														
33	Sheohar	49378	18417	37.30	14023	6261	44.65	7208	2751	38.17	70609	27429	38.85	286429	8242	8242	31.19	97038	35671	36.76														
34	Sitamarhi	164592	74047	44.99	49131	31988	65.11	26721	10894	40.77	240444	116929	48.63	96433	48233	48233	48.41	340087	165162	48.56														
35	Situa	190147	94530	49.71	61486	43328	70.47	29734	7505	25.24	281367	145363	51.66	120076	39673	39673	33.04	401443	185036	46.09														
36	Supal	114117	47864	41.94	41994	18237	43.43	19509	7444	38.16	175620	73545	41.88	86524	30872	30872	35.68	262144	104417	39.83														
37	Vaishali	193262	100831	52.17	65960	43326	65.69	33227	11150	33.56	292449	155307	53.11	146871	49163	49163	33.47	439320	204470	46.54														
38	West Champaran	161364	102332	63.42	59082	34495	58.38	30526	8694	28.48	250972	145521	57.98	112975	31414	31414	27.81	363947	176935	48.62														
	TOTAL FOR BIHAR	6000000	2876355	47.94	2500000	1785780	71.43	1229633	491647	39.98	9729633	5153782	52.97	4770367	2760046	2760046	57.86	14500000	7913828	54.58														

STATE LEVEL BANKERS' COMMITTEE BIHAR, PATNA
(CONVENOR- STATE BANK OF INDIA) FY: 2019-20
PRIORITY SECTOR LENDING

BANK WISE PERFORMANCE : ANNUAL CREDIT PLAN AS ON 31.12.2019

Sl	BANK NAME	AGRICULTURE			MSME			EXPORT CREDIT			EDUCATION			HOUSING			SOCIAL			RENEWABLE ENERGY			OTHERS			TOTAL		
		TARGET	ACHIE	%ACH	TARGET	ACHIE	%ACH	TARGET	ACHIE	%ACH	TARGET	ACHIE	%ACH	TARGET	ACHIE	%ACH	TARGET	ACHIE	%ACH	TARGET	ACHIE	%ACH	TARGET	ACHIE	%ACH	TARGET	ACHIE	%ACH
	LEAD BANKS																											
1	STATE BANK OF INDIA	702917	224369	31.92	416166	177045	42.54	0	0	0.00	46894	14432	30.78	35175	56658	161.07	39856	229	0.57	7036	10	0.14	105507	90589	85.86	1353551	563332	41.62
2	CENTRAL BANK OF INDIA	257064	41171	16.02	182769	106374	58.20	0	0	0.00	22700	2145	9.45	17034	11340	66.57	19298	0	0.00	3409	0	0.00	51076	46	0.09	553250	161076	29.11
3	PUNJAB NATIONAL BANK	454860	130877	28.77	270990	315430	116.40	0	0	0.00	32391	4417	13.64	24297	7676	31.59	27534	1	0.00	4862	1	0.02	72886	892	1.22	87820	459294	51.73
4	CANARA BANK	212688	86347	40.60	92549	73718	79.65	0	0	0.00	11137	5156	46.30	8355	15243	182.44	9457	132	1.40	1672	0	0.00	25053	285	1.14	360911	180881	50.12
5	UCO BANK	238764	48124	20.16	78805	20301	25.76	0	0	0.00	9034	2150	23.80	6786	5720	84.29	7689	0	0.00	1365	0	0.00	20313	2852	14.04	362756	79147	21.82
6	BANK OF BARODA	309036	155141	50.20	146631	106485	72.62	0	0	0.00	16019	1541	9.62	12022	12363	102.84	13620	0	0.00	2404	0	0.00	36066	46072	127.74	535798	321602	60.02
7	UNION BANK OF INDIA	76674	11070	14.44	47049	44113	93.76	0	0	0.00	7893	744	9.43	5916	1506	25.46	6708	0	0.00	1189	0	0.00	17767	14	0.08	163196	57447	35.20
	OTHER BANKS																											
8	BANK OF INDIA	175846	52093	29.62	88460	93431	105.62	0	0	0.00	17317	1394	8.05	12997	6549	50.39	14720	0	0.00	2602	0	0.00	38947	224	0.58	350889	153691	43.80
9	ALLAHABAD BANK	289703	151966	52.46	105312	63202	60.01	0	0	0.00	11946	6245	52.28	8954	2795	31.22	10160	0	0.00	1795	4	0.22	26868	21904	81.52	454738	246116	54.12
10	ANDHRA BANK	3325	1130	33.98	19772	9823	49.68	0	0	0.00	2227	57	2.56	1675	1730	103.28	1904	75	3.94	343	1	0.29	5025	3747	74.57	16563	48.33	
11	BANK OF MAHARASHTRA	375	211	56.27	4701	1284	27.31	0	0	0.00	717	95	13.25	535	788	147.29	612	0	0.00	105	0	0.00	1624	562	34.61	8669	2940	33.91
12	CORPORATION BANK	5334	1600	30.00	2557	1458	57.02	0	0	0.00	2230	24	1.08	1682	3781	224.79	1900	0	0.00	330	0	0.00	5009	82	1.64	19042	6945	36.47
13	INDIAN BANK	32031	16562	51.71	21120	11696	55.38	0	0	0.00	2998	374	12.47	2256	2806	124.38	2553	52	2.04	445	4	0.90	6798	5675	83.48	68201	37169	54.50
14	INDIAN OVERSEAS BANK	39739	10979	27.63	30132	9579	31.79	0	0	0.00	3346	287	8.58	2511	4007	159.58	2846	0	0.00	500	0	0.00	7571	534	7.05	86645	25386	29.30
15	ORIENTAL BANK OF COM	1519	1317	86.70	16634	6533	39.27	0	0	0.00	2582	139	5.38	1936	3123	161.31	2195	0	0.00	96	0	0.00	1426	2056	144.18	14077	14684	104.31
16	PUNJAB AND SIND BANK	668	602	90.12	10228	9439	92.29	0	0	0.00	638	15	2.35	479	2572	536.95	542	0	0.00	456	0	0.00	6823	6035	88.45	53488	27873	52.11
17	SYNDICATE BANK	20190	8115	40.19	18143	13188	72.69	0	0	0.00	3030	72	2.38	2277	463	20.33	2569	0	0.00	660	0	0.00	9906	6948	70.14	97860	37736	38.56
18	UNITED BANK OF INDIA	46716	18460	39.52	29103	10651	36.60	0	0	0.00	4411	313	7.10	3310	1364	41.21	3754	0	0.00	660	0	0.00	444506	188918	42.50	5436356	2403395	44.21
	Total Public Sector Bank	2867449	960134	33.48	1581121	1073750	67.91	0	0	0.00	197510	39600	20.05	148197	1E+05	94.80	167917	489	0.29	29656	20	0.07	444506	188918	42.50	5436356	2403395	44.21
	PRIVATE BANKS																											
19	IDBI	43925	25299	57.60	35181	27988	79.55	0	0	0.00	3382	285	8.43	2547	6684	262.43	2874	0	0.00	517	0	0.00	7599	41	0.54	96025	60297	62.79
20	ICICI BANK	46786	29532	63.12	113232	124828	110.24	0	0	0.00	4288	1077	25.12	3214	1493	46.45	3629	0	0.00	637	0	0.00	9629	1	0.01	181415	156931	86.50
21	FEDERAL BANK	1661	911	54.85	3853	3637	94.39	0	0	0.00	425	6	1.41	320	111	34.69	361	0	0.00	64	0	0.00	958	9	0.94	7642	4674	61.16
22	JAMMU KASHMIR BANK	0	0	0.00	814	0	0.00	0	0	0.00	74	0	0.00	56	0	0.00	63	0	0.00	11	0	0.00	166	0	0.00	1184	0	0.00
23	SOUTH INDIAN BANK	0	10	0.00	864	707	81.83	0	0	0.00	74	21	28.38	56	19	33.93	63	0	0.00	11	0	0.00	166	1	0.60	1234	758	61.43
24	AXIS BANK	25865	9642	37.28	26438	21458	81.16	0	0	0.00	3748	751	20.04	2822	723	25.62	3184	0	0.00	563	0	0.00	8447	39127	463.21	71067	71701	100.89
25	HDFC BANK	123304	63090	51.17	180890	83996	46.43	0	0	0.00	4305	69	1.60	3226	467	14.48	3657	0	0.00	640	0	0.00	9719	0	0.00	325741	147622	45.32
26	INDUSIND BANK	33187	20596	62.06	113345	71189	62.81	0	0	0.00	986	0	0.00	743	0	0.00	839	0	0.00	146	0	0.00	2214	0	0.00	151460	91785	60.60
27	KARNATAKA BANK	0	0	0.00	268	66	24.63	0	0	0.00	74	0	0.00	56	40	71.43	63	0	0.00	11	0	0.00	166	5	3.01	638	111	17.40
28	KOTAK MAHINDRA	0	5634	0.00	3910	2578	65.93	0	0	0.00	495	0	0.00	369	0	0.00	419	0	0.00	76	0	0.00	1109	27	2.43	6378	8239	129.18
29	YES BANK	0	1365	0.00	604	6348	###	0	0	0.00	148	0	0.00	111	0	0.00	126	0	0.00	22	0	0.00	335	0	0.00	1346	7713	573.03
30	BANDHAN BANK	451896	307816	68.12	245996	205513	83.54	0	0	0.00	597	0	0.00	451	131	29.05	513	0	0.00	89	0	0.00	1355	1348	99.48	700897	514808	73.45
31	DEVELOPMENT CREDIT BANK	0	0	0.00	715	0	0.00	0	0	0.00	0	0	0.00	0	0	0.00	0	0	0.00	0	0	0.00	0	0	0.00	715	0	0.00
32	RBL BANK	0	0	0.00	0	0	0.00	0	0	0.00	0	0	0.00	0	0	0.00	0	0	0.00	0	0	0.00	0	0	0.00	0	0	0.00
	Total Private Sector Bank	726624	463895	63.84	726110	548308	75.51	0	0	0.00	18596	2209	11.88	13971	9668	69.20	15791	0	0.00	2787	0	0.00	41863	40559	96.89	1545742	1064639	68.88
	Total COMMI. BANKS	3594073	1424029	39.62	2307231	1622058	70.30	0	0	0.00	216106	41809	19.35	162168	2E+05	92.59	183708	489	0.27	32443	20	0.06	486369	229477	47.18	6982098	3468034	49.67
	CO-OPERATIVE BANKS																											
33	STATE CO-OP. BANK	237438	128965	54.32	0	0	0.00	0	0	0.00	0	0	0.00	0	0	0.00	0	0	0.00	0	0	0.00	0	378	0.00	237438	129343	54.47
	Total Cooperative Bank	237438	128965	54.32	0	0	0.00	0	0	0.00	0	0	0.00	0	0	0.00	0	0	0.00	0	0	0.00	0	378	0.00	237438	129343	54.47
	REGIONAL RURAL BANKS																											
34	DAKSHIN BIHAR GRAMIN BANK	936072	468207	50.02	66084	41947	63.48	0	0	0.00	17622	123	0.70	13215	4174	31.59	14975	0	0.00	2646	0	0.00	33622	30405	90.43	1084236	544856	50.25
35	UTTAR BIHAR GRAMIN BANK	992047	687776	69.33	65759	44602	67.83	0	0	0.00	8727	567	6.50	6546	220	3.36	7419	6	0.08	1309	0	0.00	25648	7533	29.37	1107455	740704	66.8

STATE LEVEL BANKERS' COMMITTEE BIHAR, PATNA
(CONVENOR- STATE BANK OF INDIA) FY: 2019-20

NON PRIORITY SECTOR LENDING

BANK WISE PERFORMANCE : ANNUAL CREDIT PLAN AS ON 31.12.2019

Sl	BANK NAME	AGRICULTURE		MSME		EDUCATION		HOUSING		PERSONAL LOAN		OTHERS		TOTAL								
		TARGET	ACHIE	%ACH	TARGET	ACHIE	%ACH	TARGET	ACHIE	%ACH	TARGET	ACHIE	%ACH	TARGET	ACHIE	%ACH						
		Rs. In Lakh																				
	LEAD BANKS																					
1	STATE BANK OF INDIA	0	10791	0.00	0	0.00	17645	4888	27.70	26460	69282	261.84	220598	351311	159.25	617670	180669	29.25	882373	616941	69.92	
2	CENTRAL BANK OF INDIA	0	0	0.00	0	0.00	10958	0	0.00	16426	0	0.00	136918	18974	13.86	383355	130487	34.04	547657	149461	27.29	
3	PUNJAB NATIONAL BANK	0	142500	0.00	0	0.00	11587	0	0.00	17380	3632	20.90	144849	73119	50.48	405568	342075	84.34	579384	561326	96.88	
4	CANARA BANK	0	0	0.00	0	0.00	3236	1339	41.38	4856	12562	258.69	40472	464	1.15	113305	168265	148.51	161869	182630	112.83	
5	UCO BANK	0	0	0.00	0	0.00	4132	406	9.83	3845	61.97	5173	22656	43.80	144808	3645	2.52	206868	30552	14.77		
6	BANK OF BARODA	0	0	0.00	0	0.00	4095	705	17.22	6140	2095	34.12	51170	2422	4.73	143235	113185	79.02	204640	118407	57.86	
7	UNION BANK OF INDIA	0	0	0.00	0	0.00	3584	545	15.21	5372	7434	138.38	44721	16299	36.45	125182	37929	30.30	178859	62207	34.78	
	OTHER BANKS																					
8	BANK OF INDIA	0	0	0.00	0	0.00	9506	0	0.00	14252	7016	49.23	118779	4075	3.43	332553	92267	27.75	475090	103358	21.76	
9	ALLAHABAD BANK	0	0	0.00	0	0.00	2747	1324	48.20	4121	9486	230.19	34318	14066	40.99	96058	54427	56.66	137244	79303	57.78	
10	ANDHRA BANK	0	0	0.00	0	0.00	725	136	18.76	1091	660	60.49	9028	123	1.36	25271	5528	21.87	36115	6447	17.85	
11	BANK OF MAHARASHTRA	0	10	0.00	0	0.00	285	30	10.53	417	793	190.17	3510	0	0.00	9819	1848	18.82	14031	2681	19.11	
12	CORPORATION BANK	0	0	0.00	0	0.00	1292	0	0.00	1632	84.21	16196	5858	36.17	45319	4204	9.28	64745	11694	18.06		
13	INDIAN BANK	0	0	0.00	0	0.00	1316	155	11.78	1974	2088	105.78	16385	450	2.75	45880	35763	77.95	65555	38456	58.66	
14	INDIAN OVERSEAS BANK	0	0	0.00	0	0.00	822	986	119.95	1217	4501	369.84	10183	610	5.99	28502	6177	21.67	40724	12274	30.14	
15	ORIENTAL BANK OF COM	0	0	0.00	0	0.00	1390	0	0.00	2080	2245	107.93	17360	617	3.55	48577	5694	11.72	69407	8556	12.33	
16	PUNJAB AND SIND BANK	0	150	0.00	0	0.00	130	74	56.92	206	1500	728.16	1680	4	0.24	4712	70	1.49	6728	1798	26.72	
17	SYNDICATE BANK	0	139	0.00	0	0.00	1344	70	5.21	2028	0	0.00	16893	220	1.30	47295	16730	35.37	67560	17159	25.40	
18	UNITED BANK OF INDIA	0	4431	0.00	0	0.00	2495	154	6.17	3747	0	0.00	31246	7440	23.81	87462	13553	15.50	124950	25578	20.47	
	Total Public Sector Bank	0	158021	0.00	0	0.00	77289	10812	13.99	115910	128771	111.10	966029	518708	53.69	2704571	1212516	44.83	3863799	2028828	52.51	
	PRIVATE BANKS																					
19	IDBI	0	0	0.00	0	0.00	699	11	1.57	1049	5645	538.13	8729	3470	39.75	24384	3547	14.55	34861	12673	36.35	
20	ICICI BANK	0	0	0.00	0	0.00	2343	101	4.31	3513	19065	542.70	29210	0	0.00	81781	227481	278.16	116847	246647	211.09	
21	FEDERAL BANK	0	0	0.00	0	0.00	147	0	0.00	219	44	20.09	1832	307	16.76	5130	4261	83.06	7328	4612	62.94	
22	JAMMU KASHMIR BANK	0	0	0.00	0	0.00	27	0	0.00	41	0	0.00	338	0	0.00	945	0	0.00	1351	0	0.00	
23	SOUTH INDIAN BANK	0	10	0.00	0	0.00	20	22	110.00	30	101	336.67	248	0	0.00	694	825	118.88	992	958	96.57	
24	AXIS BANK	0	0	0.00	0	0.00	2248	0	0.00	3373	0	0.00	28169	0	0.00	78847	42777	54.25	112637	42777	37.98	
25	HDFC BANK	0	0	0.00	0	0.00	8332	52	0.62	12485	0	0.00	104107	70017	67.25	291487	215536	73.94	416411	285605	68.59	
26	INDUSIND BANK	0	0	0.00	0	0.00	1899	0	0.00	2848	0	0.00	23721	0	0.00	66394	66924	100.80	94862	66924	70.55	
27	KARNATAKA BANK	0	0	0.00	0	0.00	22	0	0.00	33	0	0.00	273	0	0.00	764	10	1.31	1092	10	0.92	
28	KOTAK MAHINDRA	0	0	0.00	0	0.00	370	0	0.00	559	0	0.00	4642	0	0.00	12996	635	4.89	18567	635	3.42	
29	YES BANK	0	0	0.00	0	0.00	77	0	0.00	115	0	0.00	960	1478	153.96	2686	7382	274.83	3838	8860	230.85	
30	BANDHAN BANK	0	0	0.00	0	0.00	169	0	0.00	258	0	0.00	2132	0	0.00	5947	2148	36.12	8506	2148	25.25	
31	DEVELOPMENT CREDIT BANK	0	0	0.00	0	0.00	0	0	0.00	0	0	0.00	0	0	0.00	0	0	0.00	0	0	0.00	
32	RBL BANK	0	0	0.00	0	0.00	0	0	0.00	0	0	0.00	0	0	0.00	0	0	0.00	0	0	0.00	
	Total Private Sector Bank	0	10	0.00	0	0.00	16353	186	1.14	24523	24855	101.35	204361	75272	36.83	572055	571526	99.91	817292	671849	82.20	
	Total COMM. BANKS	0	158031	0.00	0	0.00	93642	10998	11.74	140433	153626	109.39	1170390	593980	50.75	3276626	1784042	54.45	4681091	2700677	57.69	
	CO-OPERATIVE BANKS																					
33	STATE CO-OP. BANK	0	0	0.00	0	0.00	0	0	0.00	0	191	0.00	0	403	0.00	9997	45	0.45	9997	639	6.39	
	Total Cooperative Bank	0	0	0.00	0	0.00	0	0	0.00	0	191	0.00	0	403	0.00	9997	45	0.45	9997	639	6.39	
	REGIONAL RURAL BANKS																					
34	DAKSHIN BIHAR GRAMIN BANK	0	0	0.00	0	0.00	0	0	0.00	1159	0	0.00	9667	9780	101.17	27837	12419	44.61	38663	22199	57.42	
35	UTTAR BIHAR GRAMIN BANK	0	0	0.00	0	0.00	0	0	0.00	542	125	23.06	4515	2148	47.57	12996	29026	223.35	18053	31299	173.37	
	Total Region Rural Bank	0	0	0.00	0	0.00	0	0	0.00	1701	125	7.35	14182	11928	84.11	40833	41445	101.50	56716	53498	94.33	
	SMALL FINANCE BANK																					
36	JANA SFB	0	0	0.00	0	0.00	0	0	0.00	0	0	0.00	0	0	0.00	0	0	0.00	0	0	0.00	
37	UTKARSH SFB	0	0	0.00	0	0.00	0	0	0.00	0	38	0.00	0	0	0.00	4332	393	9.07	4332	431	9.95	
38	UJIVAN SFB	0	1	0.00	0	0.00	0	0	0.00	0	502	0.00	0	112	0.00	18231	3781	20.77	18231	4402	24.15	
	Total Small Financial Bank	0	1	0.00	0	0.00	0	0	0.00	0	540	0.00	0	112	0.00	22563	4579	20.29	22563	5232	23.19	
	TOTAL FOR BIHAR	0	158032	0.00	0	0.00	93642	10998	11.74	142134	154482	108.69	1184572	606423	51.19	3350019	1830111	54.63	4770367	2760046	57.86	

STATE LEVEL BANKERS' COMMITTEE BIHAR, PATNA

(CONVENOR- STATE BANK OF INDIA) FY : 2019-20

BANK WISE ACHIEVEMENT UNDER ANNUAL CREDIT PLAN AS ON : 31.12.2019

(Rs. In Lakh)

SL	BANK NAME	WEAKER SECTION	WOMEN	SC	ST	OBC	MINORITY	EXSER	HANDICAP
	LEAD BANKS								
1	STATE BANK OF INDIA	233709	139675	55986	10830	270200	107533	21576	1433
2	CENTRAL BANK OF INDIA	11804	8779	962	169	8074	2646	34	71
3	PUNJAB NATIONAL BANK	38330	33023	1677	220	13754	6629	30	296
4	CANARA BANK	9030	1923	1236	396	1612	1481	542	477
5	UCO BANK	12978	15185	30465	614	20505	5964	238	219
6	BANK OF BARODA	17153	2720	1957	586	11052	1414	150	152
7	UNION BANK OF INDIA	37689	8876	3293	296	25399	11846	0	0
	OTHER BANKS								
8	BANK OF INDIA	45237	15243	3402	443	37288	11357	0	42
9	ALLAHABAD BANK	17984	1950	4597	1533	11852	1221	385	64
10	ANDHRA BANK	831	782	212	14	116	49	12	0
11	BANK OF MAHARASHTRA	17	63	9	17	133	60	0	0
12	CORPORATION BANK	3329	4465	939	0	0	0	0	0
13	INDIAN BANK	1480	10	137	3	302	37	0	0
14	INDIAN OVERSEAS BANK	157	137	195	15	157	125	58	62
15	ORIENTAL BANK OF COM	59	28	0	0	0	0	0	0
16	PUNJAB AND SIND BANK	0	15	0	0	50	0	0	0
17	SYNDICATE BANK	11555	1806	755	65	5886	909	11	48
18	UNITED BANK OF INDIA	2027	1395	297	20	2354	2586	0	0
	Total Public Sector Bank	443369	236075	106119	15221	408734	153857	23036	2864
	PRIVATE BANKS								
19	IDBI	33033	28193	7117	911	26061	5681	0	0
20	ICICI BANK	21749	55319	1675	290	0	7811	0	0
21	FEDERAL BANK	1170	2067	45	11	694	1144	0	0
22	JAMMU KASHMIR BANK	0	0	0	0	0	0	0	0
23	SOUTH INDIAN BANK	0	0	0	0	0	3	0	0
24	AXIS BANK	32200	24585	7911	1088	0	8321	0	0
25	HDFC BANK	60821	50601	133	48	45214	1152	0	0
26	INDUSIND BANK	12409	5066	647	43	0	4700	0	0
27	KARNATAKA BANK	30	10	9	0	0	0	0	0
28	KOTAK MAHINDRA	6025	0	474	81	0	690	0	0
29	YES BANK	597	500	0	0	0	35	0	0
30	BANDHAN BANK	428549	500817	76479	15655	231018	111181	0	0
31	DEVELOPMENT CREDIT BANK	0	0	0	0	0	0	0	0
32	RBL BANK	0	0	0	0	0	0	0	0
	Total Private Sector Bank	596583	667158	94490	18127	302987	140718	0	0
	Total COMM. BANKS	1039952	903233	200609	33348	711721	294575	23036	2864
	CO-OPERATIVE BANKS								
33	STATE CO-OP. BANK	0	0	0	0	0	0	0	0
	Total Cooperative Bank	0	0	0	0	0	0	0	0
	REGIONAL RURAL BANKS								
34	DAKSHIN BIHAR GRAMIN BANK	402233	31754	17238	3797	240578	28165	47	2
35	UTTAR BIHAR GRAMIN BANK	621618	76044	114719	77201	392642	75811	8105	0
	Total Region Rural Bank	1023851	107798	131957	80998	633220	103976	8152	2
	SMALL FINANCE BANK								
36	JANA SFB	15769	15849	1717	392	5947	2239	0	0
37	UTKARSH SFB	172295	159249	29125	9690	59321	6929	0	0
38	UJJIVAN SFB	347643	280620	7365	2794	34213	2768	0	0
	Total Small Financial Bank	535707	455718	38207	12876	99481	11936	0	0
	TOTAL FOR BIHAR	2599510	1466749	370773	127222	1444422	410487	31188	2866

STATE LEVEL BANKERS' COMMITTEE BIHAR, PATNA										
(CONVENOR- STATE BANK OF INDIA) : FY - 2019-20										
DISTRICTWISE PERFORMANCE UNDER ANNUAL CREDIT PLAN AS ON 31.12.2019										
										(Rs. In Lacs)
SL	DISTRICT NAME	WEAKER SECTION	WOMEN	SC	ST	OBC	MINORITY	EXSER	HANDICAP	DISTRICT NAME
1	Araria	57732	44496	8242	3390	35538	17838	365	38	Araria
2	Arwal	9362	2819	1325	167	6732	1543	15	13	Arwal
3	Aurangabad	51331	21386	8824	1130	28664	6784	23	124	Aurangabad
4	Banka	21917	14216	6187	812	17432	2917	133	97	Banka
5	Begusarai	59951	43233	10244	1572	35874	7374	78	147	Begusarai
6	Bhagalpur	65053	52642	12167	2122	45587	11908	248	123	Bhagalpur
7	Bhojpur	60335	20792	5411	1585	42000	7373	50	22	Bhojpur
8	Buxar	47514	19987	5623	1010	31001	8552	42	22	Buxar
9	Darbhanga	230106	267350	20989	6709	71701	16484	14137	28	Darbhanga
10	East Champaran	270207	62160	25459	8924	105428	30536	913	78	East Champaran
11	Gaya	65553	35552	6782	2436	32600	6399	65	105	Gaya
12	Gopalganj	65215	28868	11142	6378	34615	10100	601	35	Gopalganj
13	Jamui	40465	16983	6465	1834	23382	5323	459	234	Jamui
14	Jehanabad	17371	8706	1371	257	11056	1954	20	20	Jehanabad
15	Kaimur	30686	14172	2548	1044	17900	4879	16	11	Kaimur
16	Katihar	50822	32082	7839	3176	24190	16442	343	23	Katihar
17	Khagaria	36136	21034	3238	701	24872	3826	76	115	Khagaria
18	Kishanganj	51789	40798	7678	2300	13637	29537	184	20	Kishanganj
19	Lakhisarai	23220	10509	2963	688	14892	2015	94	64	Lakhisarai
20	Madhepura	48963	39698	7917	3499	70015	6216	418	12	Madhepura
21	Madhubani	85058	23767	14177	8762	53689	11261	993	31	Madhubani
22	Munger	33192	20963	5499	1658	26723	4821	884	536	Munger
23	Muzaffarpur	140369	73832	20775	8672	64846	16931	771	294	Muzaffarpur
24	Nalanda	53451	18313	4893	812	32567	4171	280	59	Nalanda
25	Nawada	35736	14878	3562	1070	19430	4318	476	28	Nawada
26	Patna	184672	151337	30999	6867	141973	61678	278	157	Patna
27	Purnea	65470	41233	10226	4425	33276	16546	376	24	Purnea
28	Rohtas	60759	27402	7434	1324	40614	12809	32	19	Rohtas
29	Saharsa	44254	17966	4492	2164	20114	5882	249	25	Saharsa
30	Samastipur	94805	55263	15934	2198	51945	9887	36	141	Samastipur
31	Saran	109742	65357	20606	9297	60150	12091	945	26	Saran
32	Sheikhpura	15878	6180	2027	318	9855	1406	78	29	Sheikhpura
33	Sheohar	12059	2036	2051	1101	6365	1317	123	20	Sheohar
34	Sitamarhi	63406	23282	15308	4677	43399	10396	5007	26	Sitamarhi
35	Siwan	91176	47033	14910	7751	45045	15926	711	23	Siwan
36	Supaul	53595	12948	5065	2862	19905	5100	304	22	Supaul
37	Vaishali	78502	40640	18124	6678	43018	7480	711	28	Vaishali
38	West Champaran	73658	26836	12277	6852	44392	10467	654	47	West Champaran
	TOTAL FOR BIHAR	2599510	1466749	370773	127222	1444422	410487	31188	2866	

LENDING TO MINORITY COMMUNITIES

DATA AS ON 31.12.2019

SL. No.	Minority Concentrated Districts in Bihar	Priority Sector Advance (A) (Disbursed)	Out of (A) Total Advances to Minority	%age Share of Minority Advance
		Amt.	Amt.	Amt.
1	Araria	130172	17838	13.70
2	Arwal	25057	1543	6.16
3	Aurangabad	111093	6784	6.11
4	Banka	52495	2917	5.56
5	Begusarai	186168	7374	3.96
6	Bhagalpur	155939	11908	7.64
7	Bhojpur	118086	7373	6.24
8	Buxar	93897	8552	9.11
9	Darbhanga	160570	16484	10.27
10	East Champaran	225423	30536	13.55
11	Gaya	177905	6399	3.60
12	Gopalganj	101200	10100	9.98
13	Jamui	77546	5323	6.86
14	Jehanabad	42021	1954	4.65
15	Kaimur	109682	4879	4.45
16	Katihar	106415	16442	15.45
17	Khagaria	94712	3826	4.04
18	Kishanganj	93708	29537	31.52
19	Lakhisarai	50256	2015	4.01
20	Madhepura	74244	6216	8.37
21	Madhubani	170333	11261	6.61
22	Munger	75530	4821	6.38
23	Muzaffarpur	295868	16931	5.72
24	Nalanda	121126	4171	3.44
25	Nawada	76158	4318	5.67
26	Patna	736302	61678	8.38
27	Purnea	167954	16546	9.85
28	Rohtas	195273	12809	6.56
29	Saharsa	74319	5882	7.91
30	Samastipur	183713	9887	5.38
31	Saran	166971	12091	7.24
32	Sheikhpura	39552	1406	3.55
33	Sheohar	27429	1317	4.80
34	Sitamarhi	116929	10396	8.89
35	Siwan	145363	15926	10.96
36	Supaul	73545	5100	6.93
37	Vaishali	155307	7480	4.82
38	West Champaran	145521	10467	7.19
	TOTAL FOR BIHAR	5153782	410487	7.96

STATE LEVEL BANKERS' COMMITTEE BIHAR, PATNA

(CONVENOR- STATE BANK OF INDIA) FY : 2019-20

(Amount in Rs. Lakhs)

NON PERFORMING ASSETS IN VARIOUS SECTOR & WRITTEN OFF AS ON 31.12.2019

Sl. No.	NAME OF BANKS	1 AGRICULTURE			2 MSME			3 OPS			4 TOTAL PRIORITY SECTOR			5 NPS			6 (Amount in Rs. Lakhs)							
		TOTAL O/S	TOTAL NPA	%AGE	TOTAL O/S	TOTAL NPA	%AGE	TOTAL O/S	TOTAL NPA	%AGE	TOTAL O/S	TOTAL NPA	%AGE	TOTAL O/S	TOTAL NPA	%AGE	TOTAL O/S	TOTAL NPA	%AGE	TOTAL O/S	TOTAL NPA	%AGE	WRITTEN OFF ADVANCE	
																								TOTAL O/S
1	LEAD BANKS	453920	88589	19.52	526955	33083	6.28	310976	11875	3.82	1291851	133547	10.34	1597638	10031	2889489	143578	4.97	10991					
2	STATE BANK OF INDIA	301053	96229	31.96	160705	41020	25.53	68814	14607	21.23	530572	151856	28.62	127185	5641	657757	157497	23.94	0					
3	CENTRAL BANK OF INDIA	442514	274512	62.03	262090	70829	27.02	101327	3678	3.63	805931	349019	43.31	414225	34431	1220156	383450	31.43	0					
4	PUNJAB NATIONAL BANK	197292	29443	14.92	123830	10944	8.84	77792	664	0.85	398914	41051	10.29	579225	10779	978139	51830	5.30	3265					
5	CANARA BANK	301200	35064	11.64	142046	24048	16.93	58308	8360	14.34	501554	67472	13.45	64291	3470	565845	70942	12.54	707					
6	UCO BANK	170390	27741	16.28	226479	25430	11.23	97473	6744	6.76	496612	59915	12.06	120759	1752	617371	61667	9.99	0					
7	BANK OF BARODA	87246	20400	23.38	78772	12991	16.49	31651	6238	19.71	197669	39629	20.05	64369	2482	262038	42111	16.07	0					
8	UNION BANK OF INDIA	149250	59851	40.10	201933	26089	12.92	71241	4090	5.74	422424	90030	21.31	176363	2952	598787	92982	15.53	0					
9	BANK OF INDIA	201880	9147	4.53	182625	15888	8.54	91172	6808	7.47	475677	31543	6.63	58479	8575	534156	40118	7.51	216					
10	ALLAHABAD BANK	3451	489	14.17	35334	3155	8.93	17568	4	0.02	56353	3648	6.47	6518	662	62871	4310	6.86	0					
11	ANDHRA BANK	1722	0	0.00	12149	318	2.62	8068	154	1.91	21939	472	2.15	3059	31	24998	503	2.01	0					
12	BANK OF MAHARASHTRA	11520	1603	13.91	28685	3703	12.91	13318	260	1.95	53523	5566	10.40	11757	2064	65280	7630	11.69	0					
13	CORPORATION BANK	11958	2349	19.64	33402	2045	6.12	13855	456	3.29	59215	4850	8.19	23633	101	82848	4951	5.98	0					
14	INDIAN BANK	11042	2377	21.53	67069	6725	10.03	40256	480	1.19	118367	9582	8.10	9616	0	127983	9582	7.49	0					
15	INDIAN OVERSEAS BANK	9765	6369	65.22	42995	967	2.25	12560	1	0.01	63320	7337	11.23	32790	327	98110	7664	7.81	0					
16	ORIENTAL BANK OF COM	602	0	0.00	9439	0	0.00	3677	0	0.00	13718	0	0.00	4459	0	18177	0	0.00	0					
17	PUNJAB AND SIND BANK	11369	2858	25.14	39126	4662	11.92	8724	2821	32.34	59219	10341	17.46	8714	24	67933	10365	15.26	0					
18	SYNDICATE BANK	31199	2371	7.60	49780	5631	11.31	23774	1807	7.60	104753	9809	9.36	51542	324	156295	10133	6.48	0					
19	UNITED BANK OF INDIA	2397373	659392	27.50	2223414	287228	12.92	1052824	69047	6.56	5673611	1015667	17.90	3354622	83646	9028233	1099313	12.18	15179					
20	Total Public Sector Bank																							
21	PRIVATE BANKS																							
22	IDBI	53111	2025	3.81	97029	2590	2.81	26872	136	0.51	172012	4751	2.76	14697	144	186709	4895	2.62	0					
23	ICICI BANK	66598	0	0.00	169952	0	0.00	12335	0	0.00	248885	0	0.00	355476	0	604361	0	0.00	0					
24	FEDERAL BANK	1352	29	2.14	2905	44	1.51	394	2	0.51	4651	75	1.61	5574	51	10225	126	1.23	0					
25	JAMMU KASHMIR BANK	0	0	0.00	0	0	0.00	0	0	0.00	0	0	0.00	0	0	0	0	0.00	0					
26	SOUTH INDIAN BANK	0	0	0.00	707	0	0.00	23	0	0.00	730	0	0.00	963	0	1693	0	0.00	0					
27	AXIS BANK	40006	653	1.63	108845	2372	2.18	42207	64	0.15	191058	3089	1.62	169959	3406	361017	6495	1.80	0					
28	HDFC BANK	139685	4147	2.97	164534	2994	1.82	6977	23	0.33	311196	7164	2.30	456717	7838	767913	15002	1.95	0					
29	INDUSIND BANK	30905	762	2.47	76701	1777	2.32	0	1122	0.00	107606	3661	3.40	401514	1513	509120	5174	1.02	0					
30	KARNATAKA BANK	0	0	0.00	0	0	0.00	379	0	0.00	379	0	0.00	326	178	705	178	25.25	0					
31	KOTAK MAHINDRA	27951	524	1.87	6932	25	0.36	438	0	0.00	35321	549	1.55	3330	6	38651	555	1.44	0					
32	YES BANK	2823	0	0.00	2906	0	0.00	0	0	0.00	5729	0	0.00	5591	61	11320	61	0.54	0					
33	BANDHAN BANK	248688	0	0.00	175000	0	0.00	2054	0	0.00	425742	0	0.00	6756	0	432498	0	0.00	0					
34	DEVELOPMENT CREDIT BANK	0	0	0.00	0	0	0.00	0	0	0.00	0	0	0.00	0	0	0	0	0.00	0					
35	RBL BANK	0	0	0.00	0	0	0.00	0	0	0.00	0	0	0.00	0	0	0	0	0.00	0					
36	Total Private Sector Bank	611119	8140	1.33	800511	9802	1.22	91679	1347	1.47	1503309	19289	1.28	1420903	13197	2924212	32486	1.11	0					
37	Total COMM. BANKS	3008492	667532	22.19	3023925	297050	9.82	1144503	70394	6.15	7176920	1034956	14.42	4775525	96843	11952445	1131799	9.47	15179					
38	CO-OPERATIVE BANKS																							
39	STATE CO-OP. BANK	62256	32272	51.84	0	0	0.00	0	0	0.00	62256	32272	51.84	129622	0	191878	32272	16.82	0					
40	Total Cooperative Bank	62256	32272	51.84	0	0	0.00	0	0	0.00	62256	32272	51.84	129622	0	191878	32272	16.82	0					
41	REGIONAL RURAL BANKS																							
42	DAKSHIN BIHAR GRAMIN BANK	784015	202771	25.86	105766	34790	32.89	54986	9748	17.73	944767	247309	26.18	25403	1351	970170	248660	25.63	0					
43	UTTAR BIHAR GRAMIN BANK	595111	108072	18.16	192928	81992	42.50	19405	11076	57.08	807444	201140	24.91	31678	2529	839122	203669	24.27	0					
44	Total Region Rural Bank	1379126	310843	22.54	298894	116782	39.10	74391	20824	27.99	1752211	448449	25.59	57081	3880	1809292	452329	25.00	0					
45	SMALL FINANCE BANK																							
46	JANA SFB	3545	0	0.00	537	0	0.00	20660	127	0.61	24742	127	0.51	423	3	25165	130	0.52	0					
47	UTKARSH SFB	157544	1559	0.99	91665	907	0.99	1263	0	0.00	250472	2466	0.98	1325	0	251797	2466	0.98	0					
48	UJJVAN SFB	50646	87	0.17	5340	15	0.28	16599	89	0.54	72585	191	0.26	6795	63	79380	254	0.32	0					
49	Total Small Financial Bank	211735	1646	0.78	97542	922	0.95	38522	216	0.56	347799	2784	0.80	8543	66	356342	2850	0.80	0					
50	TOTAL FOR BIHAR	4661609	1012293	21.72	3420161	414734	12.13	1257416	91434	7.27	9399186	1518461	16.26	4970771	100789	14309957	1619250	11.32	15179					

STATE LEVEL BANKERS' COMMITTEE BIHAR, PATNA									
(CONVENOR- STATE BANK OF INDIA) FY : 2019-20									
INFORMATION REGARDING CERTIFICATE CASE FILED BY BANKS as on 31.12.2019									
(Amt in Rs.Lakhs)									
SL. NO.	BANK NAME	No of cases pending As On 30.09.2019		No of cases filed during the quarter Dec. 2019		No of Cases disposed during the quarter Dec. 2019		No of Cases pending as at the end of the quarter Dec. 2019	
		No	Amt	No	Amt	No	Amt	No	Amt
	LEAD BANKS								
1	STATE BANK OF INDIA	432509	243572	3287	5015	888	1202	434908	247385
2	CENTRAL BANK OF INDIA	12917	18243	0	0	0	0	12917	18243
3	PUNJAB NATIONAL BANK	14964	5358	0	0	0	0	14964	5358
4	CANARA BANK	57540	47640	178	406	0	0	57718	48046
5	UCO BANK	42882	59790	0	0	0	0	42882	59790
6	BANK OF BARODA	908	2504	0	0	0	0	908	2504
7	UNION BANK OF INDIA	770	480	0	0	0	0	770	480
	OTHER BANKS								
8	BANK OF INDIA	10409	6735	14	10	0	0	10423	6745
9	ALLAHABAD BANK	6467	4375	0	0	50	274	6417	4101
10	ANDHRA BANK	13	44	0	0	0	0	13	44
11	BANK OF MAHARASHTRA	1603	4703	0	0	0	0	1603	4703
12	CORPORATION BANK	421	46	0	0	0	0	421	46
13	INDIAN BANK	222	4325	3	1	0	0	225	4326
14	INDIAN OVERSEAS BANK	455	902	2	28	13	79	444	851
15	ORIENTAL BANK OF COM	273	672	0	0	0	0	273	672
16	PUNJAB AND SIND BANK	236	401	0	0	0	0	236	401
17	SYNDICATE BANK	3287	6605	0	0	0	0	3287	6605
18	UNITED BANK OF INDIA	801	1344	0	0	0	0	801	1344
	Total Public Sector Bank	586677	407739	3484	5460	951	1555	589210	411644
	PRIVATE BANKS								
19	IDBI	170	248	61	139	0	0	231	387
20	ICICI BANK	0	0	0	0	0	0	0	0
21	FEDERAL BANK	3	1	0	0	0	0	3	1
22	JAMMU KASHMIR BANK	0	0	0	0	0	0	0	0
23	SOUTH INDIAN BANK	0	0	0	0	0	0	0	0
24	AXIS BANK	0	0	0	0	0	0	0	0
25	HDFC BANK	0	0	0	0	0	0	0	0
26	INDUSIND BANK	0	0	0	0	0	0	0	0
27	KARNATAKA BANK	0	0	0	0	0	0	0	0
28	KOTAK MAHINDRA	0	0	0	0	0	0	0	0
29	YES BANK	0	0	0	0	0	0	0	0
30	BANDHAN BANK	0	0	0	0	0	0	0	0
31	DEVELOPMENT CREDIT BANK	0	0	0	0	0	0	0	0
32	RBL BANK	0	0	0	0	0	0	0	0
	Total Private Sector Bank	173	249	61	139	0	0	234	388
	Total COMM. BANKS	586850	407988	3545	5599	951	1555	589444	412032
	CO-OPERATIVE BANKS								
33	STATE CO-OP. BANK	16906	14084	2371	480	788	458	18489	14106
	Total Cooperative Bank	16906	14084	2371	480	788	458	18489	14106
	REGIONAL RURAL BANKS								
34	DAKSHIN BIHAR GRAMIN BANK	26893	36358	4785	9625	269	347	31409	45636
35	UTTAR BIHAR GRAMIN BANK	10719	16043	572	2219	2073	4532	9218	13730
	Total Region Rural Bank	37612	52401	5357	11844	2342	4879	40627	59366
	SMALL FINANCE BANK								
36	JANA SFB	0	0	0	0	0	0	0	0
37	UTKARSH SFB	0	0	0	0	0	0	0	0
38	UJJIVAN SFB	0	0	0	0	0	0	0	0
	Total Small Financial Bank	0	0	0	0	0	0	0	0
	TOTAL FOR BIHAR	641368	474473	11273	17923	4081	6892	648560	485504

STATE LEVEL BANKERS' COMMITTEE BIHAR, PATNA

(CONVENOR- STATE BANK OF INDIA) FY : 2019-20

INFORMATION REGARDING CERTIFICATE CASE FILED BY BANKS Districtwise as on 31.12.2019

(Amt in Rs.Lacs)

SL. NO.	District Name	No. of cases pending as on 30.09.2019		No. of cases filed during the quarter ended December 2019		No. of Cases disposed during the quarter ended December 2019		No. of Cases pending as at the end of the quarter ended December 2019	
		No.	Amt	No.	Amt	No.	Amt	No.	Amt
1	Araria	12012	18633	145	856	72	342	12085	19147
2	Arwal	3016	3956	146	285	7	28	3155	4213
3	Aurangabad	8609	7036	257	773	4	20	8862	7789
4	Banka	48053	52024	1118	779	145	92	49026	52711
5	Begusarai	31740	8166	629	923	72	109	32297	8980
6	Bhagalpur	47400	54342	1071	921	95	52	48376	55211
7	Bhojpur	25909	20621	234	610	22	58	26121	21173
8	Buxar	21469	14998	334	847	7	34	21796	15811
9	Darbhanga	6658	4645	3	5	0	0	6661	4650
10	East Champaran	11318	7012	555	1399	695	473	11178	7938
11	Gaya	44739	6060	161	190	13	22	44887	6228
12	Gopalganj	17189	15122	60	165	97	284	17152	15003
13	Jamui	9127	6887	81	89	146	238	9062	6738
14	Jehanabad	6638	3602	222	422	5	14	6855	4010
15	Kaimur	16897	13918	156	407	11	27	17042	14298
16	Katihar	9473	19213	135	789	48	290	9560	19712
17	Khagaria	7515	5125	918	1528	191	87	8242	6566
18	Kishanganj	6871	4602	1	3	7	2	6865	4603
19	Lakhisarai	7947	20752	227	317	48	56	8126	21013
20	Madhepura	3317	2217	2	7	0	0	3319	2224
21	Madhubani	8252	5940	7	27	120	105	8139	5862
22	Munger	10812	11679	193	233	180	179	10825	11733
23	Muzaffarpur	21267	10974	2296	449	589	378	22974	11045
24	Nalanda	28921	10287	86	237	3	34	29004	10490
25	Nawada	13812	4825	92	787	3	12	13901	5600
26	Patna	31988	34649	462	1539	15	27	32435	36161
27	Purnea	7310	5190	63	148	43	172	7330	5166
28	Rohtas	9865	18653	686	1461	0	0	10551	20114
29	Saharsa	4914	7056	58	191	43	184	4929	7063
30	Samastipur	22643	14877	147	127	2	22	22788	14982
31	Saran	28966	15736	39	247	1228	3260	27777	12723
32	Sheikhpura	19859	9413	355	468	10	6	20204	9875
33	Sheohar	3760	2193	2	3	0	0	3762	2196
34	Sitamarhi	29906	14203	10	50	28	31	29888	14222
35	Siwan	15347	12017	171	405	41	118	15477	12304
36	Supaul	3208	3228	38	60	0	0	3246	3288
37	Vaishali	19840	10051	106	163	18	28	19928	10186
38	West Champaran	16813	6734	7	13	73	108	16747	6639
	TOTAL FOR BIHAR	641368	474473	11273	17923	4081	6892	648560	485504

STATE LEVEL BANKERS' COMMITTEE BIHAR, PATNA							
(CONVENOR- STATE BANK OF INDIA) FY : 2019-20							
BANK PERFORMANCE : MSE ADVANCE (ACP ACHIEVEMENT) AS ON 31.12.2019							
(Amt. in Lacs)							
SL	BANK NAME	Total credit disbursed to MSE sector during the year="A"		Out of "A" No of Units extended loans upto Rs 10 lakhs			
		No. of accounts	Amount	With Collateral		Without Collateral	
				No. of accounts	Amount	No. of accounts	Amount
	LEAD BANKS						
1	STATE BANK OF INDIA	15665	177045	42	645	4298	14585
2	CENTRAL BANK OF INDIA	21756	106374	156	343	3392	5756
3	PUNJAB NATIONAL BANK	67691	315430	14101	65710	27373	127554
4	CANARA BANK	12461	73718	1782	7512	1031	3057
5	UCO BANK	12241	20301	215	1344	8549	11592
6	BANK OF BARODA	11417	106485	91	479	5552	8585
7	UNION BANK OF INDIA	9310	44113	4496	31256	3714	8760
	OTHER BANKS						
8	BANK OF INDIA	20077	93431	1345	8645	9656	28454
9	ALLAHABAD BANK	23435	63202	956	1217	6523	8984
10	ANDHRA BANK	1009	9823	385	3952	534	2727
11	BANK OF MAHARASHTRA	60	1284	0	0	30	260
12	CORPORATION BANK	304	1458	5	40	275	1246
13	INDIAN BANK	1465	11696	304	3399	1160	8296
14	INDIAN OVERSEAS BANK	3816	9579	1	10	712	1968
15	ORIENTAL BANK OF COM	884	6533	0	0	774	2750
16	PUNJAB AND SIND BANK	170	9439	1	7	2	8
17	SYNDICATE BANK	2536	13188	118	356	585	3698
18	UNITED BANK OF INDIA	805	10651	55	625	580	6350
	Total Public Sector Bank	205102	1073750	24053	125540	74740	244630
	PRIVATE BANKS						
19	IDBI	12256	27988	1	1	7603	10061
20	ICICI BANK	2227	124828	0	0	58	1248
21	FEDERAL BANK	101	3637	10	539	90	2900
22	JAMMU KASHMIR BANK	0	0	0	0	0	0
23	SOUTH INDIAN BANK	17	707	0	0	1	1
24	AXIS BANK	1800	21458	21	80	1	2
25	HDFC BANK	40515	83996	0	0	14181	5494
26	INDUSIND BANK	9942	71189	0	0	737	22337
27	KARNATAKA BANK	6	66	0	0	1	5
28	KOTAK MAHINDRA	1387	2578	0	0	1163	2176
29	YES BANK	51	6348	3	18	2	10
30	BANDHAN BANK	290350	205513	0	0	290344	205485
31	DEVELOPMENT CREDIT BANK	0	0	0	0	0	0
32	RBL BANK	0	0	0	0	0	0
	Total Private Sector Bank	358652	548308	35	638	314181	249719
	Total COMM. BANKS	563754	1622058	24088	126178	388921	494349
	CO-OPERATIVE BANKS						
33	STATE CO-OP. BANK	0	0	0	0	0	0
	Total Cooperative Bank	0	0	0	0	0	0
	REGIONAL RURAL BANKS						
34	DAKSHIN BIHAR GRAMIN BANK	33245	41947	17651	22981	15504	18906
35	UTTAR BIHAR GRAMIN BANK	39207	44602	24228	29950	14978	14640
	Total Region Rural Bank	72452	86549	41879	52931	30482	33546
	SMALL FINANCE BANK						
36	JANA SFB	251	627	3	10	247	440
37	UTKARSH SFB	198511	72193	756	1254	197753	70937
38	UJJIVAN SFB	5125	4353	0	0	5122	4256
	Total Small Financial Bank	203887	77173	759	1264	203122	75633
	TOTAL FOR BIHAR	840093	1785780	66726	180373	622525	603528

STATE LEVEL BANKERS' COMMITTEE BIHAR, PATNA							
(CONVENOR- STATE BANK OF INDIA) FY : 2019-20							
BANK WISE PROGRESS UNDER MICRO ENTERPRISES (MANUFACTURING + SERVICE ADVANCES) AS ON : 31.12.2019							
SL. NO.	BANK NAME	TARGET	SANCTIONED		DISBURSED		ACHIEV %AGE
		AMOUNT	NO	AMOUNT	NO	AMOUNT	AMT
	LEAD BANKS						
1	STATE BANK OF INDIA	124847	13165	105778	13165	87674	70.23
2	CENTRAL BANK OF INDIA	54830	4943	9643	4943	9643	17.59
3	PUNJAB NATIONAL BANK	81298	63470	197029	63470	197029	242.35
4	CANARA BANK	27765	7587	36871	7471	34450	124.08
5	UCO BANK	23638	7373	11442	6295	9812	41.51
6	BANK OF BARODA	43990	2424	16125	2424	16125	36.66
7	UNION BANK OF INDIA	14119	4501	26426	4501	24028	170.18
	OTHER BANKS						
8	BANK OF INDIA	26538	11375	33454	11375	32985	124.29
9	ALLAHABAD BANK	31588	20720	38214	20720	37067	117.35
10	ANDHRA BANK	5930	242	1343	242	1343	22.65
11	BANK OF MAHARASHTRA	1414	40	680	40	680	48.09
12	CORPORATION BANK	763	160	567	160	567	74.31
13	INDIAN BANK	6328	919	3615	919	3615	57.13
14	INDIAN OVERSEAS BANK	9051	2737	3900	2737	3900	43.09
15	ORIENTAL BANK OF COM	4987	777	4231	777	4231	84.84
16	PUNJAB AND SIND BANK	3071	31	1018	31	1018	33.15
17	SYNDICATE BANK	5446	1255	6312	1255	6312	115.90
18	UNITED BANK OF INDIA	8726	815	8045	695	7785	89.22
	Total Public Sector Bank	474329	142534	504693	141220	478264	100.83
	PRIVATE BANKS						
19	IDBI	10553	12124	29850	12124	26177	248.05
20	ICICI BANK	33964	1525	57891	1525	57891	170.45
21	FEDERAL BANK	1157	79	1866	79	1866	161.28
22	JAMMU KASHMIR BANK	244	0	0	0	0	0.00
23	SOUTH INDIAN BANK	259	17	707	17	707	272.97
24	AXIS BANK	7939	1668	16943	1668	16943	213.41
25	HDFC BANK	54274	39358	39218	39358	39218	72.26
26	INDUSIND BANK	34004	9203	45952	9203	45952	135.14
27	KARNATAKA BANK	80	4	66	4	66	82.50
28	KOTAK MAHINDRA	1172	566	207	566	207	17.66
29	YES BANK	181	24	2805	24	2805	1549.72
30	BANDHAN BANK	73796	288369	202680	288369	202680	274.65
31	DEVELOPMENT CREDIT BANK	215	0	0	0	0	0.00
32	RBL BANK	0	0	0	0	0	0.00
	Total Private Sector Bank	217838	352937	398185	352937	394512	181.10
	Total COMM. BANKS	692167	495471	902878	494157	872776	126.09
	CO-OPERATIVE BANKS						
33	STATE CO-OP. BANK	0	0	0	0	0	0.00
	Total Cooperative Bank	0	0	0	0	0	0.00
	REGIONAL RURAL BANKS						
34	DAKSHIN BIHAR GRAMIN BANK	19828	19608	24764	19608	23352	117.77
35	UTTAR BIHAR GRAMIN BANK	19730	39244	45536	39207	44602	226.06
	Total Region Rural Bank	39558	58852	70300	58815	67954	171.78
	SMALL FINANCE BANK						
36	JANA SFB	517	339	616	339	616	119.15
37	UTKARSH SFB	17019	198511	72193	198511	72193	424.19
38	UJJIVAN SFB	739	5122	4256	5122	4256	575.91
	Total Small Financial Bank	18275	203972	77065	203972	77065	421.70
	TOTAL FOR BIHAR	750000	758295	1050243	756944	1017795	135.71

STATE LEVEL BANKERS' COMMITTEE BIHAR, PATNA									
(CONVENOR- STATE BANK OF INDIA) FY : 2019-20									
BANK WISE PROGRESS UNDER MICRO ENTERPRISES (MANUFACTURING & SERVICE ADVANCES) AS ON : 31.12.2019 (Rs. In Lakhs)									
SL. NO.	BANK NAME	SANCTIONED				DISBURSED			
		MANUFACTURING		SERVICES		MANUFACTURING		SERVICES	
		NO.	AMOUNT	NO.	AMOUNT	NO.	AMOUNT	NO.	AMOUNT
	LEAD BANKS								
1	STATE BANK OF INDIA	1131	8060	12034	97718	1131	6813	12034	80861
2	CENTRAL BANK OF INDIA	1395	3544	3548	6099	1395	3544	3548	6099
3	PUNJAB NATIONAL BANK	3518	20539	59952	176490	3518	20539	59952	176490
4	CANARA BANK	5053	32617	2534	4254	4995	31452	2476	2998
5	UCO BANK	1892	5068	5481	6374	1645	4406	4650	5406
6	BANK OF BARODA	1655	11565	769	4560	1655	11565	769	4560
7	UNION BANK OF INDIA	255	1502	4246	24924	255	1366	4246	22662
	OTHER BANKS								
8	BANK OF INDIA	1625	7516	9750	25938	1625	7411	9750	25574
9	ALLAHABAD BANK	8152	9269	12568	28945	8152	8915	12568	28152
10	ANDHRA BANK	127	685	115	658	127	685	115	658
11	BANK OF MAHARASHTRA	40	680	0	0	40	680	0	0
12	CORPORATION BANK	58	102	102	465	58	102	102	465
13	INDIAN BANK	109	580	810	3035	109	580	810	3035
14	INDIAN OVERSEAS BANK	930	1519	1807	2381	930	1519	1807	2381
15	ORIENTAL BANK OF COM	56	387	721	3844	56	387	721	3844
16	PUNJAB AND SIND BANK	13	458	18	560	13	458	18	560
17	SYNDICATE BANK	303	1442	952	4870	303	1442	952	4870
18	UNITED BANK OF INDIA	115	45	700	8000	80	40	615	7745
	Total Public Sector Bank	26427	105578	116107	399115	26087	101904	115133	376360
	PRIVATE BANKS								
19	IDBI	544	1555	11580	28295	544	1219	11580	24958
20	ICICI BANK	35	3112	1490	54779	35	3112	1490	54779
21	FEDERAL BANK	6	500	73	1366	6	500	73	1366
22	JAMMU KASHMIR BANK	0	0	0	0	0	0	0	0
23	SOUTH INDIAN BANK	17	707	0	0	17	707	0	0
24	AXIS BANK	52	452	1616	16491	52	452	1616	16491
25	HDFC BANK	18200	5897	21158	33321	18200	5897	21158	33321
26	INDUSIND BANK	3	176	9200	45776	3	176	9200	45776
27	KARNATAKA BANK	0	0	4	66	0	0	4	66
28	KOTAK MAHINDRA	0	0	566	207	0	0	566	207
29	YES BANK	1	910	23	1895	1	910	23	1895
30	BANDHAN BANK	47856	32173	240513	170507	47856	32173	240513	170507
31	DEVELOPMENT CREDIT BANK	0	0	0	0	0	0	0	0
32	RBL BANK	0	0	0	0	0	0	0	0
	Total Private Sector Bank	66714	45482	286223	352703	66714	45146	286223	349366
	Total COMM. BANKS	93141	151060	402330	751818	92801	147050	401356	725726
	CO-OPERATIVE BANKS								
33	STATE CO-OP. BANK	0	0	0	0	0	0	0	0
	Total Cooperative Bank	0	0	0	0	0	0	0	0
	REGIONAL RURAL BANKS								
34	DAKSHIN BIHAR GRAMIN BANK	5621	8012	13987	16752	5621	7674	13987	15678
35	UTTAR BIHAR GRAMIN BANK	3587	4162	35657	41374	3584	4076	35623	40526
	Total Region Rural Bank	9208	12174	49644	58126	9205	11750	49610	56204
	SMALL FINANCE BANK								
36	JANA SFB	0	0	339	616	0	0	339	616
37	UTKARSH SFB	69478	25267	129033	46926	69478	25267	129033	46926
38	UJJIVAN SFB	474	1548	4648	2708	474	1548	4648	2708
	Total Small Financial Bank	69952	26815	134020	50250	69952	26815	134020	50250
	TOTAL FOR BIHAR	172301	190049	585994	860194	171958	185615	584986	832180

STATE LEVEL BANKERS' COMMITTEE BIHAR, PATNA							
(CONVENOR- STATE BANK OF INDIA) FY : 2019-20							
BANK WISE PROGRESS UNDER SMALL ENTERPRISES (MANUFACTURING + SERVICE ADVANCES) AS ON : 31.12.2019							
							(Rs. in Lakhs)
SL. NO.	BANK NAME	TARGET	SANCTIONED		DISBURSED		ACHIEV %AGE
		AMOUNT	NO	AMOUNT	NO	AMOUNT	AMT
	LEAD BANKS						
1	STATE BANK OF INDIA	104006	2131	60589	2131	48890	47.01
2	CENTRAL BANK OF INDIA	45692	881	15105	881	15105	33.06
3	PUNJAB NATIONAL BANK	67717	4052	101240	4052	101240	149.50
4	CANARA BANK	23138	4299	25415	3746	21888	94.60
5	UCO BANK	19708	1563	7439	1245	6114	31.02
6	BANK OF BARODA	36664	2120	36376	2120	36376	99.21
7	UNION BANK OF INDIA	11773	521	9387	521	8799	74.74
	OTHER BANKS						
8	BANK OF INDIA	22120	1332	20637	1332	20348	91.99
9	ALLAHABAD BANK	26330	357	10126	357	9923	37.69
10	ANDHRA BANK	4949	292	3511	292	3511	70.94
11	BANK OF MAHARASHTRA	1180	0	0	0	0	0.00
12	CORPORATION BANK	646	120	719	120	719	111.30
13	INDIAN BANK	5288	241	4690	241	4690	88.69
14	INDIAN OVERSEAS BANK	7541	714	1884	714	1884	24.98
15	ORIENTAL BANK OF COM	4166	103	2208	103	2208	53.00
16	PUNJAB AND SIND BANK	2560	55	2075	55	2075	81.05
17	SYNDICATE BANK	4535	153	1222	153	1222	26.95
18	UNITED BANK OF INDIA	7279	43	1330	35	1280	17.58
	Total Public Sector Bank	395292	18977	303953	18098	286272	72.42
	PRIVATE BANKS						
19	IDBI	8788	121	1530	121	1426	16.23
20	ICICI BANK	28320	637	50512	637	50512	178.36
21	FEDERAL BANK	964	21	1549	21	1549	160.68
22	JAMMU KASHMIR BANK	204	0	0	0	0	0.00
23	SOUTH INDIAN BANK	216	0	0	0	0	0.00
24	AXIS BANK	6609	58	2236	58	2236	33.83
25	HDFC BANK	45228	965	35817	965	35817	79.19
26	INDUSIND BANK	28337	737	22337	737	22337	78.83
27	KARNATAKA BANK	67	0	0	0	0	0.00
28	KOTAK MAHINDRA	977	787	1920	787	1920	196.52
29	YES BANK	151	21	1028	21	1028	680.79
30	BANDHAN BANK	61467	1975	2806	1975	2806	4.57
31	DEVELOPMENT CREDIT BANK	179	0	0	0	0	0.00
32	RBL BANK	0	0	0	0	0	0.00
	Total Private Sector Bank	181507	5322	119735	5322	119631	65.91
	Total COMM. BANKS	576799	24299	423688	23420	405903	70.37
	CO-OPERATIVE BANKS						
33	STATE CO-OP. BANK	0	0	0	0	0	0.00
	Total Cooperative Bank	0	0	0	0	0	0.00
	REGIONAL RURAL BANKS						
34	DAKSHIN BIHAR GRAMIN BANK	16523	10211	14530	10211	13399	81.09
35	UTTAR BIHAR GRAMIN BANK	16442	0	0	0	0	0.00
	Total Region Rural Bank	32965	10211	14530	10211	13399	40.65
	SMALL FINANCE BANK						
36	JANA SFB	432	4	11	4	11	2.55
37	UTKARSH SFB	14184	0	0	0	0	0.00
38	UJJIVAN SFB	620	3	97	3	97	15.65
	Total Small Financial Bank	15236	7	108	7	108	0.71
	TOTAL FOR BIHAR	625000	34517	438326	33638	419410	67.11

STATE LEVEL BANKERS' COMMITTEE BIHAR, PATNA									
(CONVENOR- STATE BANK OF INDIA) FY : 2019-20									
BANK WISE PROGRESS UNDER SMALL ENTERPRISES (MANUFACTURING & SERVICE ADVANCES) AS ON : 31.12.2019 (Rs. In Lakhs)									
SL. NO.	BANK NAME	SANCTIONED				DISBURSED			
		MANUFACTURING		SERVICES		MANUFACTURING		SERVICES	
		NO.	AMOUNT	NO.	AMOUNT	NO.	AMOUNT	NO.	AMOUNT
	LEAD BANKS								
1	STATE BANK OF INDIA	94	7471	2037	53118	94	6582	2037	42308
2	CENTRAL BANK OF INDIA	236	6346	645	8759	236	6346	645	8759
3	PUNJAB NATIONAL BANK	320	12104	3732	89136	320	12104	3732	89136
4	CANARA BANK	3541	12547	758	12868	3193	11799	553	10089
5	UCO BANK	205	2680	1358	4759	195	2442	1050	3672
6	BANK OF BARODA	1595	26832	525	9544	1595	26832	525	9544
7	UNION BANK OF INDIA	51	858	470	8529	51	801	470	7998
	OTHER BANKS								
8	BANK OF INDIA	172	4504	1160	16133	172	4441	1160	15907
9	ALLAHABAD BANK	95	2985	262	7141	95	2892	262	7031
10	ANDHRA BANK	190	1384	102	2127	190	1384	102	2127
11	BANK OF MAHARASHTRA	0	0	0	0	0	0	0	0
12	CORPORATION BANK	66	238	54	481	66	238	54	481
13	INDIAN BANK	46	1879	195	2811	46	1879	195	2811
14	INDIAN OVERSEAS BANK	277	738	437	1146	277	738	437	1146
15	ORIENTAL BANK OF COM	4	91	99	2117	4	91	99	2117
16	PUNJAB AND SIND BANK	23	1200	32	875	23	1200	32	875
17	SYNDICATE BANK	43	469	110	753	43	469	110	753
18	UNITED BANK OF INDIA	25	950	18	380	20	920	15	360
	Total Public Sector Bank	6983	83276	11994	220677	6620	81158	11478	205114
	PRIVATE BANKS								
19	IDBI	39	341	82	1189	39	279	82	1147
20	ICICI BANK	25	3851	612	46661	25	3851	612	46661
21	FEDERAL BANK	1	100	20	1449	1	100	20	1449
22	JAMMU KASHMIR BANK	0	0	0	0	0	0	0	0
23	SOUTH INDIAN BANK	0	0	0	0	0	0	0	0
24	AXIS BANK	22	1513	36	723	22	1513	36	723
25	HDFC BANK	22	1935	943	33882	22	1935	943	33882
26	INDUSIND BANK	26	8154	711	14183	26	8154	711	14183
27	KARNATAKA BANK	0	0	0	0	0	0	0	0
28	KOTAK MAHINDRA	0	0	787	1920	0	0	787	1920
29	YES BANK	0	0	21	1028	0	0	21	1028
30	BANDHAN BANK	58	394	1917	2412	58	394	1917	2412
31	DEVELOPMENT CREDIT BANK	0	0	0	0	0	0	0	0
32	RBL BANK	0	0	0	0	0	0	0	0
	Total Private Sector Bank	193	16288	5129	103447	193	16226	5129	103405
	Total COMM. BANKS	7176	99564	17123	324124	6813	97384	16607	308519
	CO-OPERATIVE BANKS								
33	STATE CO-OP. BANK	0	0	0	0	0	0	0	0
	Total Cooperative Bank	0	0	0	0	0	0	0	0
	REGIONAL RURAL BANKS								
34	DAKSHIN BIHAR GRAMIN BANK	2120	3654	8091	10876	2120	3388	8091	10011
35	UTTAR BIHAR GRAMIN BANK	0	0	0	0	0	0	0	0
	Total Region Rural Bank	2120	3654	8091	10876	2120	3388	8091	10011
	SMALL FINANCE BANK								
36	JANA SFB	0	0	4	11	0	0	4	11
37	UTKARSH SFB	0	0	0	0	0	0	0	0
38	UJJIVAN SFB	3	97	0	0	3	97	0	0
	Total Small Financial Bank	3	97	4	11	3	97	4	11
	TOTAL FOR BIHAR	9299	103315	25218	335011	8936	100869	24702	318541

STATE LEVEL BANKERS' COMMITTEE BIHAR, PATNA							
(CONVENOR- STATE BANK OF INDIA) FY : 2019-20							
BANK WISE PROGRESS UNDER MEDIUM ENTERPRISES (MANUFACTURING + SERVICE ADVANCES) AS ON : 31.12.2019							
							Rs. in Lakhs
SL. NO.	BANK NAME	TARGET	SANCTIONED		DISBURSED		ACHIEV %AGE
		AMOUNT	NO.	AMOUNT	NO.	AMOUNT	AMOUNT
	LEAD BANKS						
1	STATE BANK OF INDIA	74871	46	16679	45	13508	18.04
2	CENTRAL BANK OF INDIA	32898	8	77	8	77	0.23
3	PUNJAB NATIONAL BANK	48783	123	17108	123	17108	35.07
4	CANARA BANK	16660	113	15740	86	12211	73.3
5	UCO BANK	14187	0	0	0	0	0
6	BANK OF BARODA	26395	163	27641	163	27641	104.72
7	UNION BANK OF INDIA	8461	54	1093	54	994	11.75
	OTHER BANKS						
8	BANK OF INDIA	15922	21	1345	21	1209	7.59
9	ALLAHABAD BANK	18953	5	1865	5	1810	9.55
10	ANDHRA BANK	3554	190	2784	190	2784	78.33
11	BANK OF MAHARASHTRA	845	0	0	0	0	0
12	CORPORATION BANK	466	0	0	0	0	0
13	INDIAN BANK	3814	41	1706	41	1706	44.73
14	INDIAN OVERSEAS BANK	5428	177	926	177	926	17.06
15	ORIENTAL BANK OF COM	2999	4	94	4	94	3.13
16	PUNJAB AND SIND BANK	1841	25	5338	25	5338	289.95
17	SYNDICATE BANK	3269	4	144	4	144	4.41
18	UNITED BANK OF INDIA	5245	0	0	0	0	0
	Total Public Sector Bank	284591	974	92540	946	85550	30.06
	PRIVATE BANKS						
19	IDBI	6340	11	397	11	385	6.07
20	ICICI BANK	20374	65	16425	65	16425	80.62
21	FEDERAL BANK	693	1	125	1	125	18.04
22	JAMMU KASHMIR BANK	147	0	0	0	0	0
23	SOUTH INDIAN BANK	156	0	0	0	0	0
24	AXIS BANK	4766	74	2279	74	2279	47.82
25	HDFC BANK	32553	192	8961	192	8961	27.53
26	INDUSIND BANK	20404	2	2900	2	2900	14.21
27	KARNATAKA BANK	48	0	0	0	0	0
28	KOTAK MAHINDRA	704	34	451	34	451	64.06
29	YES BANK	109	6	2515	6	2515	2307.34
30	BANDHAN BANK	44279	6	27	6	27	0.06
31	DEVELOPMENT CREDIT BANK	129	0	0	0	0	0
32	RBL BANK	0	0	0	0	0	0
	Total Private Sector Bank	130702	391	34080	391	34068	26.07
	Total COMM. BANKS	415293	1365	126620	1337	119618	28.8
	CO-OPERATIVE BANKS						
33	STATE CO-OP. BANK	0	0	0	0	0	0
	Total Cooperative Bank	0	0	0	0	0	0
	REGIONAL RURAL BANKS						
34	DAKSHIN BIHAR GRAMIN BANK	11897	0	0	0	0	0
35	UTTAR BIHAR GRAMIN BANK	11836	0	0	0	0	0
	Total Region Rural Bank	23733	0	0	0	0	0
	SMALL FINANCE BANK						
36	JANA SFB	312	0	0	0	0	0
37	UTKARSH SFB	10220	0	0	0	0	0
38	UJJIVAN SFB	442	0	0	0	0	0
	Total Small Financial Bank	10974	0	0	0	0	0
	TOTAL FOR BIHAR	450000	1365	126620	1337	119618	26.58

STATE LEVEL BANKERS' COMMITTEE BIHAR, PATNA

(CONVENOR- STATE BANK OF INDIA) FY : 2019-20

BANK WISE PROGRESS UNDER MEDIUM ENTERPRISES (MANUFACTURING & SERVICE ADVANCES) AS ON : 31.12.2019

(Rs. In Lakhs)

SL. NO.	BANK NAME	SANCTIONED				DISBURSED			
		MANUFACTURING		SERVICES		MANUFACTURING		SERVICES	
		NO.	AMOUNT	NO.	AMOUNT	NO.	AMOUNT	NO.	AMOUNT
	LEAD BANKS								
1	STATE BANK OF INDIA	12	7354	34	9325	11	5747	34	7761
2	CENTRAL BANK OF INDIA	4	25	4	52	4	25	4	52
3	PUNJAB NATIONAL BANK	25	8281	98	8827	25	8281	98	8827
4	CANARA BANK	81	10056	32	5684	69	7941	17	4270
5	UCO BANK	0	0	0	0	0	0	0	0
6	BANK OF BARODA	120	21100	43	6541	120	21100	43	6541
7	UNION BANK OF INDIA	9	100	45	993	9	100	45	894
	OTHER BANKS								
8	BANK OF INDIA	0	0	21	1345	0	0	21	1209
9	ALLAHABAD BANK	0	0	5	1865	0	0	5	1810
10	ANDHRA BANK	104	1438	86	1346	104	1438	86	1346
11	BANK OF MAHARASHTRA	0	0	0	0	0	0	0	0
12	CORPORATION BANK	0	0	0	0	0	0	0	0
13	INDIAN BANK	4	611	37	1095	4	611	37	1095
14	INDIAN OVERSEAS BANK	61	243	116	683	61	243	116	683
15	ORIENTAL BANK OF COM	0	0	4	94	0	0	4	94
16	PUNJAB AND SIND BANK	25	5338	0	0	25	5338	0	0
17	SYNDICATE BANK	1	46	3	98	1	46	3	98
18	UNITED BANK OF INDIA	0	0	0	0	0	0	0	0
	Total Public Sector Bank	446	54592	528	37948	433	50870	513	34680
	PRIVATE BANKS								
19	IDBI	6	173	5	224	6	167	5	218
20	ICICI BANK	15	3567	50	12858	15	3567	50	12858
21	FEDERAL BANK	0	0	1	125	0	0	1	125
22	JAMMU KASHMIR BANK	0	0	0	0	0	0	0	0
23	SOUTH INDIAN BANK	0	0	0	0	0	0	0	0
24	AXIS BANK	51	1685	23	594	51	1685	23	594
25	HDFC BANK	6	1647	186	7314	6	1647	186	7314
26	INDUSIND BANK	2	2900	0	0	2	2900	0	0
27	KARNATAKA BANK	0	0	0	0	0	0	0	0
28	KOTAK MAHINDRA	0	0	34	451	0	0	34	451
29	YES BANK	5	2500	1	15	5	2500	1	15
30	BANDHAN BANK	0	0	6	27	0	0	6	27
31	DEVELOPMENT CREDIT BANK	0	0	0	0	0	0	0	0
32	RBL BANK	0	0	0	0	0	0	0	0
	Total Private Sector Bank	85	12472	306	21608	85	12466	306	21602
	Total COMM. BANKS	531	67064	834	59556	518	63336	819	56282
	CO-OPERATIVE BANKS								
33	STATE CO-OP. BANK	0	0	0	0	0	0	0	0
	Total Cooperative Bank	0	0	0	0	0	0	0	0
	REGIONAL RURAL BANKS								
34	DAKSHIN BIHAR GRAMIN BANK	0	0	0	0	0	0	0	0
35	UTTAR BIHAR GRAMIN BANK	0	0	0	0	0	0	0	0
	Total Region Rural Bank	0	0	0	0	0	0	0	0
	SMALL FINANCE BANK								
36	JANA SFB	0	0	0	0	0	0	0	0
37	UTKARSH SFB	0	0	0	0	0	0	0	0
38	UJJIVAN SFB	0	0	0	0	0	0	0	0
	Total Small Financial Bank	0	0	0	0	0	0	0	0
	TOTAL FOR BIHAR	531	67064	834	59556	518	63336	819	56282

STATE LEVEL BANKERS' COMMITTEE BIHAR, PATNA
(CONVENOR- STATE BANK OF INDIA) FY : 2019-20

psb59minutes.com As on 31.12.2019 (Amount in Rs. Lacs)

SI NO.	BANK NAME	No. of Applications	Sanctioned by Banks		Disbursed	
			No. of A/C	Amount	No. of A/C	Amount
	LEAD BANKS					
1	STATE BANK OF INDIA	1113	526	22752	449	16779
2	CENTRAL BANK OF INDIA	14	8	138	8	109
3	PUNJAB NATIONAL BANK	744	458	478	183	268
4	CANARA BANK	131	79	1670	79	1670
5	UCO BANK	19	5	124	5	41
6	BANK OF BARODA	255	150	4086	145	3852
7	UNION BANK OF INDIA	160	57	1392	48	1250
	OTHER BANKS					
8	BANK OF INDIA	685	469	11622	411	9330
9	ALLAHABAD BANK	0	0	0	0	0
10	ANDHRA BANK	16	5	167	5	167
11	BANK OF MAHARASHTRA	0	0	0	0	0
12	CORPORATION BANK	7	4	39	4	39
13	INDIAN BANK	3	3	76	3	76
14	INDIAN OVERSEAS BANK	26	8	69	6	54
15	ORIENTAL BANK OF COM	136	44	879	44	879
16	PUNJAB AND SIND BANK	0	0	0	0	0
17	SYNDICATE BANK	0	0	0	0	0
18	UNITED BANK OF INDIA	3	1	10	1	1
	Total Public Sector Bank	3312	1817	43502	1391	34515
	PRIVATE BANKS					
19	IDBI	0	0	0	0	0
20	ICICI BANK	0	0	0	0	0
21	FEDERAL BANK	0	0	0	0	0
22	JAMMU KASHMIR BANK	0	0	0	0	0
23	SOUTH INDIAN BANK	0	0	0	0	0
24	AXIS BANK	0	0	0	0	0
25	HDFC BANK	0	0	0	0	0
26	INDUSIND BANK	0	0	0	0	0
27	KARNATAKA BANK	0	0	0	0	0
28	KOTAK MAHINDRA	0	0	0	0	0
29	YES BANK	0	0	0	0	0
30	BANDHAN BANK	0	0	0	0	0
31	DEVELOPMENT CREDIT BANK	0	0	0	0	0
32	RBL BANK	0	0	0	0	0
	Total Private Sector Bank	0	0	0	0	0
	Total COMM. BANKS	3312	1817	43502	1391	34515
	CO-OPERATIVE BANKS					
33	STATE CO-OP. BANK	0	0	0	0	0
	Total Cooperative Bank	0	0	0	0	0
	REGIONAL RURAL BANKS					
34	DAKSHIN BIHAR GRAMIN BANK	0	0	0	0	0
35	UTTAR BIHAR GRAMIN BANK	0	0	0	0	0
	Total Region Rural Bank	0	0	0	0	0
	SMALL FINANCE BANK					
36	JANA SFB	0	0	0	0	0
37	UTKARSH SFB	0	0	0	0	0
38	UJJIVAN SFB	0	0	0	0	0
	Total Small Financial Bank	0	0	0	0	0
	TOTAL FOR BIHAR	3312	1817	43502	1391	34515

STATE LEVEL BANKERS' COMMITTEE BIHAR, PATNA					
(CONVENOR- STATE BANK OF INDIA) FY : 2019-20					
BANK WISE PROGRESS UNDER CGTMSE Coverage As On: 31.12.2019					
(Amount in Rs. Lacs)					
SL. NO.	BANK NAME	SANCTIONED		DISBURSED	
		NO.	AMOUNT	NO.	AMOUNT
1	STATE BANK OF INDIA	992	9806	992	9806
2	CENTRAL BANK OF INDIA	12	65	12	57
3	PUNJAB NATIONAL BANK	703	3058	703	3058
4	CANARA BANK	970	11110	965	10101
5	UCO BANK	44	649	44	541
6	BANK OF BARODA	1640	3946	1640	3946
7	UNION BANK OF INDIA	445	1369	445	1369
	OTHER BANKS				
8	BANK OF INDIA	659	7815	659	6445
9	ALLAHABAD BANK	6523	8984	6523	8984
10	ANDHRA BANK	290	2559	290	2559
11	BANK OF MAHARASHTRA	27	47	27	47
12	CORPORATION BANK	29	125	29	125
13	INDIAN BANK	1160	8296	1160	8296
14	INDIAN OVERSEAS BANK	378	1492	378	1492
15	ORIENTAL BANK OF COM	39	309	39	300
16	PUNJAB AND SIND BANK	0	0	0	0
17	SYNDICATE BANK	1757	4790	1757	4790
18	UNITED BANK OF INDIA	4	50	4	50
	Total Public Sector Bank	15672	64470	15667	61966
	PRIVATE BANKS				
19	IDBI	0	0	0	0
20	ICICI BANK	0	0	0	0
21	FEDERAL BANK	0	0	0	0
22	JAMMU KASHMIR BANK	0	0	0	0
23	SOUTH INDIAN BANK	0	0	0	0
24	AXIS BANK	1	7	1	7
25	HDFC BANK	1	20	1	20
26	INDUSIND BANK	0	0	0	0
27	KARNATAKA BANK	0	0	0	0
28	KOTAK MAHINDRA	0	0	0	0
29	YES BANK	0	0	0	0
30	BANDHAN BANK	0	0	0	0
31	DEVELOPMENT CREDIT BANK	0	0	0	0
32	RBL BANK	0	0	0	0
	Total Private Sector Bank	2	27	2	27
	Total COMM. BANKS	15674	64497	15669	61993
	CO-OPERATIVE BANKS				
33	STATE CO-OP. BANK	0	0	0	0
	Total Cooperative Bank	0	0	0	0
	REGIONAL RURAL BANKS				
34	DAKSHIN BIHAR GRAMIN BANK	0	0	0	0
35	UTTAR BIHAR GRAMIN BANK	284	733	284	733
	Total Region Rural Bank	284	733	284	733
	SMALL FINANCE BANK				
36	JANA SFB	0	0	0	0
37	UTKARSH SFB	0	0	0	0
38	UJJIVAN SFB	0	0	0	0
	Total Small Financial Bank	0	0	0	0
	TOTAL FOR BIHAR	15958	65230	15953	62726

STATE LEVEL BANKERS' COMMITTEE BIHAR, PATNA							
(CONVENOR- STATE BANK OF INDIA) FY : 2019-20							
BANK WISE PROGRESS UNDER SMALL ROAD TRANSPORT AS ON 31.12.2019							
							(Amount in Rs.Lacs)
SL. NO.	BANK NAME	TARGET	SANCTIONED		DISBURSED		ACHIEV %AGE
		NO.	NO.	AMOUNT	NO.	AMOUNT	NO.
1	STATE BANK OF INDIA	4800	281	2013	281	2013	5.85
2	CENTRAL BANK OF INDIA	2100	0	0	0	0	0.00
3	PUNJAB NATIONAL BANK	2000	90	412	90	412	4.50
4	CANARA BANK	750	0	0	0	0	0.00
5	UCO BANK	2000	0	0	0	0	0.00
6	BANK OF BARODA	1750	55	264	55	264	3.14
7	UNION BANK OF INDIA	600	263	581	263	581	43.83
	OTHER BANKS						
8	BANK OF INDIA	1350	248	2789	248	2493	18.37
9	ALLAHABAD BANK	1100	827	5971	827	5971	75.18
10	ANDHRA BANK	100	816	2002	816	2002	816.00
11	BANK OF MAHARASHTRA	100	0	0	0	0	0.00
12	CORPORATION BANK	100	0	0	0	0	0.00
13	INDIAN BANK	250	0	0	0	0	0.00
14	INDIAN OVERSEAS BANK	300	87	1334	87	1334	29.00
15	ORIENTAL BANK OF COM	200	0	0	0	0	0.00
16	PUNJAB AND SIND BANK	100	0	0	0	0	0.00
17	SYNDICATE BANK	300	0	0	0	0	0.00
18	UNITED BANK OF INDIA	1000	0	0	0	0	0.00
	Total Public Sector Bank	18900	2667	15366	2667	15070	14.11
	PRIVATE BANKS						
19	IDBI	200	52	224	52	224	26.00
20	ICICI BANK	400	0	0	0	0	0.00
21	FEDERAL BANK	10	0	0	0	0	0.00
22	JAMMU KASHMIR BANK	10	0	0	0	0	0.00
23	SOUTH INDIAN BANK	10	0	0	0	0	0.00
24	AXIS BANK	400	0	0	0	0	0.00
25	HDFC BANK	400	0	0	0	0	0.00
26	INDUSIND BANK	430	0	0	0	0	0.00
27	KARNATAKA BANK	10	0	0	0	0	0.00
28	KOTAK MAHINDRA	10	0	0	0	0	0.00
29	YES BANK	10	0	0	0	0	0.00
30	BANDHAN BANK	10	0	0	0	0	0.00
31	DEVELOPMENT CREDIT BANK	0	0	0	0	0	0.00
32	RBL BANK	0	0	0	0	0	0.00
	Total Private Sector Bank	1900	52	224	52	224	2.74
	Total COMM. BANKS	20800	2719	15590	2719	15294	13.07
	CO-OPERATIVE BANKS						
33	STATE CO-OP. BANK	0	0	0	0	0	0.00
	Total Cooperative Bank	0	0	0	0	0	0.00
	REGIONAL RURAL BANKS						0.00
34	DAKSHIN BIHAR GRAMIN BANK	700	0	0	0	0	0.00
35	UTTAR BIHAR GRAMIN BANK	500	5	30	5	30	1.00
	Total Region Rural Bank	1200	5	30	5	30	0.42
	SMALL FINANCE BANK						
36	JANA SFB	0	0	0	0	0	0.00
37	UTKARSH SFB	0	0	0	0	0	0.00
38	UJJIVAN SFB	0	0	0	0	0	0.00
	Total Small Financial Bank	0	0	0	0	0	0.00
	TOTAL FOR BIHAR	22000	2724	15620	2724	15324	12.38

STATE LEVEL BANKERS' COMMITTEE BIHAR, PATNA

(CONVENOR- STATE BANK OF INDIA) FY : 2019-20

DISTRICT WISE PERFORMANCE UNDER : KISAN CREDIT CARD AS ON 31.12.2019

SL	DISTRICT NAME	KCC-NEW										KCC-RENEW										TOTAL KCC (NEW+RENEW)										KCC DISBURSEMENT			KCC due for renewal		
		TARGET		SANCTION		DISBURSED		% ACHIEVEMENT		SANCTION		DISBURSED		SANCTION		DISBURSED		SANCTION		DISBURSED		RABI		KHARIF		TOTAL		LANDLESS LABOUR/TENANT FARMER/ORAL LEASE		KCC due for renewal							
		NO.	AMT	NO.	AMT	NO.	AMT.	NO.	AMT.	NO.	AMT	NO.	AMT	NO.	AMT	NO.	AMT	NO.	AMT	NO.	AMT	NO.	AMT.	NO.	AMT.	NO.	AMT.	NO.	AMT.	NO.	AMT.	NO.	AMT.				
1	Araria	26099	26101	3295	3086	3094	2945	11.85	11.28	41736	35776.00	41677	35646	45031	38862	44771	38591	16255	22336	38591	16255	22336	38591	336	246	51588	44421	336	246	51588	44421						
2	Aurangabad	9363	9363	1092	1055	1082	1041	11.56	11.12	11429	8307	11415	8289	12521	9362	12497	9330	3178	6152	9330	3178	6152	9330	76	51	12938	8915	76	51	12938	8915						
3	Arangabad	26245	26242	2423	2352	2363	2278	9.00	8.68	34198	29998	34125	29715	36221	32350	36488	31993	10230	21763	31993	10230	21763	31993	4402	2919	73881	47290	4402	2919	73881	47290						
4	Banka	19114	19112	3371	2908	3024	2754	15.82	14.41	20214	16470	20155	16174	23585	19378	23179	18928	4563	14365	18928	4563	14365	18928	1416	588	31101	22316	1416	588	31101	22316						
5	Begusarai	32244	32247	6168	4603	5756	4317	17.85	13.39	58240	35324	58226	34879	64408	39927	63982	39196	8135	31061	39196	8135	31061	39196	1213	684	77462	41243	1213	684	77462	41243						
6	Bhagalpur	35139	35140	4598	4113	4169	3746	11.86	10.66	37204	31925	37131	31165	41802	36038	41300	34911	9469	25442	34911	9469	25442	34911	2073	919	45145	40185	2073	919	45145	40185						
7	Bhojpur	29511	29515	1530	1434	1408	1351	4.77	4.58	47460	31052	47430	30998	48990	32486	48838	32349	11334	21015	32349	11334	21015	32349	219	137	51831	36988	219	137	51831	36988						
8	Buxar	22256	22261	2404	2478	2359	2442	10.60	10.97	35209	29224	35183	29189	37613	31702	37542	31631	11179	20452	31631	11179	20452	31631	149	105	43360	38289	149	105	43360	38289						
9	Darbhanga	28865	28865	3081	2371	3059	2186	10.60	7.57	24105	24812	24091	24748	27183	27150	26934	10823	16111	26934	10823	16111	26934	579	649	27644	27762	579	649	27644	27762							
10	East Champaran	37735	37737	4163	3921	4128	3712	10.94	9.84	109499	89333	109455	89195	113662	93254	113583	92907	46794	46113	92907	46794	46113	92907	354	367	170255	111502	354	367	170255	111502						
11	Gaya	36483	36485	2024	1921	1915	1871	5.25	5.13	51962	43386	51948	43194	53986	45307	53863	45065	12558	32507	45065	12558	32507	45065	404	237	71949	55542	404	237	71949	55542						
12	Gopalganj	30194	30194	1758	1406	1723	1285	5.71	4.26	32270	37280	32226	37199	34028	38686	39949	38484	10290	28194	38484	10290	28194	38484	11456	8355	56828	51382	11456	8355	56828	51382						
13	Jamui	18613	18617	4424	3944	4301	3876	23.11	20.82	39923	31079	39879	30925	44347	35023	44180	34801	7183	27618	34801	7183	27618	34801	843	612	43493	32311	843	612	43493	32311						
14	Jehanabad	11524	11526	1131	1141	1131	1124	9.11	9.75	14532	10831	14532	10772	15663	11972	15663	11896	3948	7948	11896	3948	7948	11896	63	40	15463	11950	63	40	15463	11950						
15	Kaimur	19072	19075	1237	1431	1215	1404	6.37	7.36	26455	23803	26425	20663	27692	25234	27640	22067	6999	15068	22067	6999	15068	22067	13569	15030	37305	36322	13569	15030	37305	36322						
16	Katihar	23075	23074	3286	3183	3264	2923	14.15	12.67	24303	31090	24273	30838	34273	27537	33761	16189	17572	33761	16189	17572	33761	757	985	62266	52842	757	985	62266	52842							
17	Khagaria	18867	18869	2407	2168	2278	2081	12.07	11.03	42327	28760	42283	28695	44734	30928	44561	30776	12434	18342	30776	12434	18342	30776	170	82	45659	33746	170	82	45659	33746						
18	Kishanganj	14781	14786	1733	1352	1625	1300	10.99	8.79	33098	27094	33084	27071	34831	28446	34709	28371	10569	17802	28371	10569	17802	28371	2531	1903	40578	33606	2531	1903	40578	33606						
19	Lakhisarai	12374	12375	2738	2315	2546	2164	20.58	17.49	23779	17893	23765	17795	26517	20208	26311	19959	4037	15922	19959	4037	15922	19959	577	506	26621	18908	577	506	26621	18908						
20	Madhepura	17928	17927	1707	1558	1582	1471	8.82	8.21	26673	29490	26643	29405	28380	31048	28225	30876	17801	13075	30876	17801	13075	30876	874	836	38570	39231	874	836	38570	39231						
21	Madhubani	44850	44848	3828	3359	3756	3106	8.37	6.93	47296	39564	47169	39512	51124	42923	50925	42618	16949	25669	42618	16949	25669	42618	538	603	108301	61537	538	603	108301	61537						
22	Munger	15117	15116	5436	4991	5205	4733	34.43	31.31	28664	21894	28620	21768	34100	26885	33825	26501	7715	18786	26501	7715	18786	26501	880	655	32485	22908	880	655	32485	22908						
23	Muzaffarpur	44936	44938	4113	4247	3998	4017	8.90	8.94	59316	56049	59199	55855	63429	60296	63197	59872	29010	30862	59872	29010	30862	59872	785	742	82511	66824	785	742	82511	66824						
24	Nalanda	35435	35437	2345	2338	2263	2239	6.39	6.32	48025	37262	47922	37187	50370	39600	50185	39426	13376	26050	39426	13376	26050	39426	445	348	76752	47025	445	348	76752	47025						
25	Nawada	21297	21303	1299	1377	1277	1340	6.00	6.29	36096	25419	36066	25398	37395	26796	37343	26738	5998	20740	26738	5998	20740	26738	131	90	62170	36824	131	90	62170	36824						
26	Patna	65767	65769	4659	4597	4361	4341	6.63	6.60	38043	32400	37807	32126	42702	36997	42168	36467	9539	26928	36467	9539	26928	36467	368	196	68853	42679	368	196	68853	42679						
27	Purnea	25485	25484	4067	4350	3927	4033	15.41	15.83	46313	54402	46150	54028	50380	58752	50077	58061	28364	29697	58061	28364	29697	58061	4255	3848	64208	71013	4255	3848	64208	71013						
28	Rohtas	29191	29192	2856	3221	2796	3003	9.58	10.29	42974	36217	42944	35957	45830	39438	45740	38960	10253	28707	38960	10253	28707	38960	8900	8076	66603	57644	8900	8076	66603	57644						
29	Saharsa	11308	11308	3809	3336	3704	3092	32.76	27.34	20449	22222	20317	22096	24258	25558	24021	25188	10645	14543	25188	10645	14543	25188	187	226	24573	26576	187	226	24573	26576						
30	Samastipur	45100	45102	6805	6069	6612	5917	14.66	13.12	77210	53143	77093	52845	84015	59212	83705	58762	14663	44099	58762	14663	44099	58762	362	212	149625	90237	362	212	149625	90237						
31	Saran	36108	36107	1856	1709	1796	1608	4.97	4.45	24098	27286	24095	23960	25954	28995	25891	25568	3927	21641	25568	3927	21641	25568	230	130	39745	41084	230	130	39745	41084						
32	Sheikhpura	10428	10428	1802	1668	1677	1560	16.08	14.96	18882	12706	18750	12644	20684	14374	20427	14204	1337	12867	14204	1337	12867	14204	147	59	22303	15256	147	59	22303	15256						
33	Sheohar	8228	8228	1303	1089	1181	1029	14.35	12.51	11495	10821	11465	10794	12798	11910	12646	11823	3867	7956	11823	3867	7956	11823	59	33	15840	12564	59	33	15840	12564						
34	Sitamarhi	27433	27435	3032	2892	2907	2793	10.60	10.18	40464	37184	40434	37115	43496	40076	43341	39908	23672	16236	39908	23672	16236	39908	346	309	54413	43565	346	309	54413	43565						
35	Siwan	31690	31693	3172	2572	3																															

STATE LEVEL BANKERS' COMMITTEE BIHAR, PATNA							
(CONVENOR- STATE BANK OF INDIA) FY:- 2019-20							
BANK WISE OUTSTANDING AND NPA UNDER KISAN CREDIT CARD AS ON 31.12.2019							
(Amount in Rs.Lakh)							
SL. NO.	BANKS NAME	KISAN CREDIT CARD OUTSTANDING		NPA IN KCC		NPA %	
		NO.	O/S AMOUNT	NO.	NPA AMOUNT	NO.	AMOUNT
	LEAD BANKS						
1	STATE BANK OF INDIA	419180	395268	76515	56403	18.25	14.27
2	CENTRAL BANK OF INDIA	268596	202500	72004	59847	26.81	29.55
3	PUNJAB NATIONAL BANK	281062	184628	171687	127570	61.09	69.10
4	CANARA BANK	2055	3311	482	909	23.45	27.45
5	UCO BANK	105345	159037	61138	93172	58.04	58.59
6	BANK OF BARODA	80127	96233	8975	9880	11.20	10.27
7	UNION BANK OF INDIA	0	0	0	0	0.00	0.00
	OTHER BANKS						
8	BANK OF INDIA	117351	67278	71858	38733	61.23	57.57
9	ALLAHABAD BANK	172536	100770	13888	8717	8.05	8.65
10	ANDHRA BANK	2438	2412	76	69	3.12	2.86
11	BANK OF MAHARASHTRA	921	391	0	0	0.00	0.00
12	CORPORATION BANK	3738	4558	500	533	13.38	11.69
13	INDIAN BANK	8733	6936	2191	2153	25.09	31.04
14	INDIAN OVERSEAS BANK	2828	2775	841	894	29.74	32.22
15	ORIENTAL BANK OF COM	2723	6925	789	4700	28.98	67.87
16	PUNJAB AND SIND BANK	0	0	0	0	0.00	0.00
17	SYNDICATE BANK	7558	6647	1952	1218	25.83	18.32
18	UNITED BANK OF INDIA	23830	15698	2759	1950	11.58	12.42
	Total Public Sector Bank	1499021	1255367	485655	406748	32.40	32.40
	PRIVATE BANKS						
19	IDBI	4776	5582	666	923	13.94	16.54
20	ICICI BANK	5449	23706	0	0	0	0
21	FEDERAL BANK	0	0	0	0	0	0
22	JAMMU KASHMIR BANK	0	0	0	0	0	0
23	SOUTH INDIAN BANK	0	0	0	0	0	0
24	AXIS BANK	3354	10687	0	0	0	0
25	HDFC BANK	298935	106985	0	0	0	0
26	INDUSIND BANK	0	0	0	0	0	0
27	KARNATAKA BANK	0	0	0	0	0	0
28	KOTAK MAHINDRA	0	0	0	0	0	0
29	YES BANK	0	0	0	0	0	0
30	BANDHAN BANK	0	0	0	0	0	0
31	DEVELOPMENT CREDIT BANK	0	0	0	0	0	0
32	RBL BANK	0	0	0	0	0.00	0.00
	Total Private Sector Bank	312514	146960	666	923	0.21	0.63
	Total COMM. BANKS	1811535	1402327	486321	407671	26.85	29.07
	CO-OPERATIVE BANKS						
33	STATE CO-OP. BANK	464647	74186	239530	32272	51.55	43.50
	Total Cooperative Bank	464647	74186	239530	32272	51.55	43.50
	REGIONAL RURAL BANKS						
34	DAKSHIN BIHAR GRAMIN BANK	728512	504967	197183	177396	27.07	35.13
35	UTTAR BIHAR GRAMIN BANK	918961	546187	134489	70795	14.63	12.96
	Total Region Rural Bank	1647473	1051154	331672	248191	20.13	23.61
	SMALL FINANCE BANK						
36	JANA SFB	0	0	0	0	0	0
37	UTKARSH SFB	0	0	0	0	0	0
38	UJJIVAN SFB	0	0	0	0	0	0
	Total Small Financial Bank	0	0	0	0	0.00	0.00
	TOTAL FOR BIHAR	3923655	2527667	1057523	688134	26.95	27.22

STATE LEVEL BANKERS' COMMITTEE BIHAR, PATNA							
(CONVENOR- STATE BANK OF INDIA) FY : 2019-20							
BANK-WISE AGRICULTURE LOAN OUTSTANDING TO SMALL, MARGINAL & OTHER FARMERES AS ON 31.12.2019							
(Rs. In Lakh)							
SL. NO.	BANKS NAME	SMALL FARMERS		MARGINAL FARMERS		OTHER FARMERS	
		NO.	O/S AMOUNT	NO.	O/S AMOUNT	NO.	O/S AMOUNT
	LEAD BANKS						
1	STATE BANK OF INDIA	99176	79740	361558	311539	27130	62641
2	CENTRAL BANK OF INDIA	111075	86043	195639	157746	44591	57264
3	PUNJAB NATIONAL BANK	106070	20032	19241	11642	374040	410840
4	CANARA BANK	35312	38835	30540	76569	43121	81888
5	UCO BANK	107969	104294	53190	34337	86805	162569
6	BANK OF BARODA	46472	38640	74578	62026	42880	69724
7	UNION BANK OF INDIA	66767	57540	20198	15487	2907	14219
	OTHER BANKS						
8	BANK OF INDIA	0	0	0	0	199463	149250
9	ALLAHABAD BANK	1118	2211	88	8345	203097	191324
10	ANDHRA BANK	734	752	1543	1440	199	1259
11	BANK OF MAHARASHTRA	0	0	0	0	1782	1722
12	CORPORATION BANK	3208	4280	0	0	349	7240
13	INDIAN BANK	2009	1767	2443	1432	7744	8759
14	INDIAN OVERSEAS BANK	611	1103	2322	4913	1660	5026
15	ORIENTAL BANK OF COM	1616	3163	1393	2528	719	4074
16	PUNJAB AND SIND BANK	0	0	0	0	250	602
17	SYNDICATE BANK	4941	5941	3112	2444	1230	2984
18	UNITED BANK OF INDIA	0	0	0	0	32032	31199
	Total Public Sector Bank	587078	444341	765845	690448	1069999	1262584
	PRIVATE BANKS						
19	IDBI	0	0	0	0	114282	53111
20	ICICI BANK	0	0	0	0	34918	66598
21	FEDERAL BANK	0	0	0	0	1255	1352
22	JAMMU KASHMIR BANK	0	0	0	0	0	0
23	SOUTH INDIAN BANK	0	0	0	0	0	0
24	AXIS BANK	10011	25070	0	0	1555	14936
25	HDFC BANK	0	0	0	0	300486	139685
26	INDUSIND BANK	0	0	0	0	17760	30905
27	KARNATAKA BANK	0	0	0	0	0	0
28	KOTAK MAHINDRA	2675	7625	12824	20171	84	155
29	YES BANK	0	0	0	0	5	2823
30	BANDHAN BANK	0	0	0	0	775895	248688
31	DEVELOPMENT CREDIT BANK	0	0	0	0	0	0
32	RBL BANK	0	0	0	0	0	0
	Total Private Sector Bank	12686	32695	12824	20171	1246240	558253
	Total COMM. BANKS	599764	477036	778669	710619	2316239	1820837
	CO-OPERATIVE BANKS						
33	STATE CO-OP. BANK	195231	43687	81592	18209	1455	360
	Total Cooperative Bank	195231	43687	81592	18209	1455	360
	REGIONAL RURAL BANKS						
34	DAKSHIN BIHAR GRAMIN BANK	293396	305139	459807	301054	274202	177822
35	UTTAR BIHAR GRAMIN BANK	579645	336541	366097	212556	316021	46014
	Total Region Rural Bank	873041	641680	825904	513610	590223	223836
	SMALL FINANCE BANK						
36	JANA SFB	5533	1878	0	0	4624	1667
37	UTKARSH SFB	169414	39386	508242	118158	0	0
38	UJJIVAN SFB	13830	2733	186183	44114	12056	3799
	Total Small Financial Bank	188777	43997	694425	162272	16680	5466
	TOTAL FOR BIHAR	1856813	1206400	2380590	1404710	2924597	2050499

STATE LEVEL BANKERS' COMMITTEE BIHAR, PATNA				
(CONVENOR- STATE BANK OF INDIA) FY : 2019-20				
NO. OF ATM CARDS ISSUED IN KCC ACCOUNTS UPTO THE QUARTER ENDED DECEMBER 2019				
SL. NO.	BANK NAME	KCC OUTSTANDING NO. OF ACCOUNTS	SMART CARD/ATM ENABLED CARD ISSUED DURING THE FY 2019-20	SMART CARD/ATM ENABLED CARD ISSUED (CUMULATIVE)
	LEAD BANKS			
1	STATE BANK OF INDIA	419180	868	233401
2	CENTRAL BANK OF INDIA	268596	7798	279551
3	PUNJAB NATIONAL BANK	281062	10158	154577
4	CANARA BANK	2055	89	119465
5	UCO BANK	105345	0	111655
6	BANK OF BARODA	80127	10900	100889
7	UNION BANK OF INDIA	0	0	139331
	OTHER BANKS			0
8	BANK OF INDIA	117351	0	159653
9	ALLAHABAD BANK	172536	0	79224
10	ANDHRA BANK	2438	0	2906
11	BANK OF MAHARASHTRA	921	0	796
12	CORPORATION BANK	3738	0	1765
13	INDIAN BANK	8733	175	2141
14	INDIAN OVERSEAS BANK	2828	130	3200
15	ORIENTAL BANK OF COM	2723	0	0
16	PUNJAB AND SIND BANK	0	0	0
17	SYNDICATE BANK	7558	0	5899
18	UNITED BANK OF INDIA	23830	0	4661
	Total Public Sector Bank	1499021	30118	1399114
	PRIVATE BANKS			0
19	IDBI	4776	0	0
20	ICICI BANK	5449	0	0
21	FEDERAL BANK	0	0	2
22	JAMMU KASHMIR BANK	0	0	0
23	SOUTH INDIAN BANK	0	0	0
24	AXIS BANK	3354	0	0
25	HDFC BANK	298935	0	0
26	INDUSIND BANK	0	0	0
27	KARNATAKA BANK	0	0	0
28	KOTAK MAHINDRA	0	0	0
29	YES BANK	0	0	0
30	BANDHAN BANK	0	0	0
31	DEVELOPMENT CREDIT BANK	0	0	0
	Total Private Sector Bank	312514	0	2
	Total COMM. BANKS	1811535	30118	1399116
	CO-OPERATIVE BANKS			0
33	STATE CO-OP. BANK	464647	4814	183730
	Total Cooperative Bank	464647	4814	178916
	REGIONAL RURAL BANKS			0
34	DAKSHIN BIHAR GRAMIN BANK	728512	24	601543
35	UTTAR BIHAR GRAMIN BANK	918961	0	471151
	Total Region Rural Bank	1647473	24	1072670
	SMALL FINANCE BANK			0
36	JANA SFB	0	0	0
37	UTKARSH SFB	0	0	0
38	UJJIVAN SFB	0	0	0
	Total Small Financial Bank	0	0	0
	TOTAL FOR BIHAR	3923655	34956	2650702

STATE LEVEL BANKERS' COMMITTEE BIHAR, PATNA
(CONVENOR- STATE BANK OF INDIA) FY : 2019-20

BANK WISE PROGRESS UNDER DAIRY AS ON : 31.12.2019

SL. NO.	BANK NAME	TARGET		SANCTIONED		DISBURSED		ACHIEV %AGE	ACHIEV %AGE
		NO.	AMOUNT	NO.	AMOUNT	NO.	AMOUNT	NO.	AMT
	LEAD BANKS								
1	STATE BANK OF INDIA	20580	47223	458	974	458	958	2.23	2.03
2	CENTRAL BANK OF INDIA	7530	17262	287	297	287	288	3.81	1.67
3	PUNJAB NATIONAL BANK	13321	30554	410	529	410	529	3.08	1.73
4	CANARA BANK	6229	14287	58	134	47	103	0.75	0.72
5	UCO BANK	6990	16021	752	941	752	890	10.76	5.56
6	BANK OF BARODA	9052	20763	49	145	49	95	0.54	0.46
7	UNION BANK OF INDIA	2250	5141	569	612	569	612	25.29	11.90
	OTHER BANKS								
8	BANK OF INDIA	5149	11808	168	308	168	247	3.26	2.09
9	ALLAHABAD BANK	8488	19466	321	690	321	690	3.78	3.54
10	ANDHRA BANK	98	224	5	14	5	14	5.10	6.25
11	BANK OF MAHARASHTRA	12	26	0	0	0	0	0.00	0.00
12	CORPORATION BANK	150	358	12	36	12	36	8.00	10.06
13	INDIAN BANK	932	2154	356	400	356	400	38.20	18.57
14	INDIAN OVERSEAS BANK	1172	2667	72	147	72	147	6.14	5.51
15	ORIENTAL BANK OF COM	53	88	17	34	17	34	32.08	38.64
16	PUNJAB AND SIND BANK	20	45	0	0	0	0	0.00	0.00
17	SYNDICATE BANK	590	1360	86	128	86	128	14.58	9.41
18	UNITED BANK OF INDIA	1364	3138	0	0	0	0	0.00	0.00
	Total Public Sector Bank	83980	192585	3620	5389	3609	5171	4.30	2.69
	PRIVATE BANKS								
19	IDBI	1281	2935	90	132	90	126	7.03	4.29
20	ICICI BANK	1360	3128	0	0	0	0	0.00	0.00
21	FEDERAL BANK	48	111	0	0	0	0	0.00	0.00
22	JAMMU KASHMIR BANK	0	0	0	0	0	0	0.00	0.00
23	SOUTH INDIAN BANK	0	0	0	0	0	0	0.00	0.00
24	AXIS BANK	748	1747	0	0	0	0	0.00	0.00
25	HDFC BANK	3606	8273	0	0	0	0	0.00	0.00
26	INDUSIND BANK	972	2226	0	0	0	0	0.00	0.00
27	KARNATAKA BANK	0	0	0	0	0	0	0.00	0.00
28	KOTAK MAHINDRA	0	0	58	16	58	16	0.00	0.00
29	YES BANK	0	0	0	0	0	0	0.00	0.00
30	BANDHAN BANK	13230	30346	134825	77338	134825	77338	1019.09	254.85
31	DEVELOPMENT CREDIT BANK	0	0	0	0	0	0	0.00	0.00
32	RBL BANK	0	0	0	0	0	0	0.00	0.00
	Total Private Sector Bank	21245	48766	134973	77486	134973	77480	635.32	158.88
	Total COMM. BANKS	105225	241351	138593	82875	138582	82651	131.70	34.25
	CO-OPERATIVE BANKS								
33	STATE CO-OP. BANK	6957	15953	11	18	11	18	0.16	0.11
	Total Cooperative Bank	6957	15953	11	18	11	18	0.16	0.11
	REGIONAL RURAL BANKS								
34	DAKSHIN BIHAR GRAMIN BANK	27416	62871	100	314	100	220	0.36	0.35
35	UTTAR BIHAR GRAMIN BANK	29054	66630	194	273	112	133	0.39	0.20
	Total Region Rural Bank	56470	129501	294	587	212	353	0.38	0.27
	SMALL FINANCE BANK								
36	JANA SFB	121	281	2958	1251	2958	1251	2444.63	445.20
37	UTKARSH SFB	5341	12244	0	0	0	0	0.00	0.00
38	UJJIVAN SFB	1578	3618	2324	1890	2324	1890	147.28	52.24
	Total Small Financial Bank	7040	16143	5282	3141	5282	3141	75.03	19.46
	TOTAL FOR BIHAR	175692	402948	144180	86621	144087	86163	82.01	21.38

STATE LEVEL BANKERS' COMMITTEE BIHAR, PATNA

(CONVENOR- STATE BANK OF INDIA) FY : 2019-20

BANK WISE PROGRESS UNDER POULTRY UNITS AS ON : 31.12.2019

SL. NO.	BANK NAME	TARGET		SANCTIONED		DISBURSED		ACHIEV %AGE	ACHIEV %AGE
		NO.	AMOUNT	NO.	AMOUNT	NO.	AMOUNT	NO.	AMT
	LEAD BANKS								
1	STATE BANK OF INDIA	5078	19550	13	140	13	140	0.26	0.72
2	CENTRAL BANK OF INDIA	1864	7168	70	635	70	610	3.76	8.51
3	PUNJAB NATIONAL BANK	3284	12676	6	70	6	70	0.18	0.55
4	CANARA BANK	1544	5936	28	436	20	383	1.30	6.45
5	UCO BANK	1730	6643	32	749	32	645	1.85	9.71
6	BANK OF BARODA	2237	8623	25	325	25	325	1.12	3.77
7	UNION BANK OF INDIA	557	2148	12	70	12	70	2.15	3.26
	OTHER BANKS								
8	BANK OF INDIA	1268	4901	17	607	17	404	1.34	8.24
9	ALLAHABAD BANK	2088	8074	49	3352	49	3352	2.35	41.52
10	ANDHRA BANK	26	96	1	11	1	11	3.85	11.46
11	BANK OF MAHARASHTRA	2	12	0	0	0	0	0.00	0.00
12	CORPORATION BANK	30	147	0	0	0	0	0.00	0.00
13	INDIAN BANK	230	904	196	383	196	383	85.22	42.37
14	INDIAN OVERSEAS BANK	284	1111	7	182	7	182	2.46	16.38
15	ORIENTAL BANK OF COM	6	37	0	0	0	0	0.00	0.00
16	PUNJAB AND SIND BANK	5	19	0	0	0	0	0.00	0.00
17	SYNDICATE BANK	144	566	29	184	29	184	20.14	32.51
18	UNITED BANK OF INDIA	337	1299	0	0	0	0	0.00	0.00
	Total Public Sector Bank	20714	79910	485	7144	477	6759	2.30	8.46
	PRIVATE BANKS								
19	IDBI	320	1209	3	86	3	57	0.94	4.71
20	ICICI BANK	336	1297	0	0	0	0	0.00	0.00
21	FEDERAL BANK	12	47	0	0	0	0	0.00	0.00
22	JAMMU KASHMIR BANK	0	0	0	0	0	0	0.00	0.00
23	SOUTH INDIAN BANK	0	0	0	0	0	0	0.00	0.00
24	AXIS BANK	184	726	0	0	0	0	0.00	0.00
25	HDFC BANK	895	3435	0	0	0	0	0.00	0.00
26	INDUSIND BANK	241	925	0	0	0	0	0.00	0.00
27	KARNATAKA BANK	0	0	0	0	0	0	0.00	0.00
28	KOTAK MAHINDRA	0	0	7	2	7	2	0.00	0.00
29	YES BANK	0	0	0	0	0	0	0.00	0.00
30	BANDHAN BANK	3269	12592	5277	3314	5277	3314	161.43	26.32
31	DEVELOPMENT CREDIT BANK	0	0	0	0	0	0	0.00	0.00
32	RBL BANK	0	0	0	0	0	0	0.00	0.00
	Total Private Sector Bank	5257	20231	5287	3402	5287	3373	100.57	16.67
	Total COMM. BANKS	25971	100141	5772	10546	5764	10132	22.19	10.12
	CO-OPERATIVE BANKS								
33	STATE CO-OP. BANK	1717	6612	4	73	4	73	0.23	1.10
	Total Cooperative Bank	1717	6612	4	73	4	73	0.23	1.1
	REGIONAL RURAL BANKS								
34	DAKSHIN BIHAR GRAMIN BANK	6763	26082	0	0	0	0	0.00	0.00
35	UTTAR BIHAR GRAMIN BANK	7169	27643	0	0	0	0	0.00	0.00
	Total Region Rural Bank	13932	53725	0	0	0	0	0.00	0
	SMALL FINANCE BANK								
36	JANA SFB	30	115	0	0	0	0	0.00	0.00
37	UTKARSH SFB	1315	5067	0	0	0	0	0.00	0.00
38	UJJIVAN SFB	387	1500	1	1	1	1	0.26	0.07
	Total Small Financial Bank	1732	6682	1	1	1	1	0.06	0.01
	TOTAL FOR BIHAR	43352	167160	5777	10620	5769	10206	13.31	6.11

STATE LEVEL BANKERS' COMMITTEE BIHAR, PATNA									
(CONVENOR- STATE BANK OF INDIA) FY : 2019-20									
BANK WISE PROGRESS UNDER FISHERY UNITS AS ON : 31.12.2019									
SL. NO.	BANK NAME	TARGET		SANCTIONED		DISBURSED		ACHIEV %AGE	ACHIEV %AGE
		NO.	AMOUNT	NO.	AMOUNT	NO.	AMOUNT	NO.	AMOUNT
	LEAD BANKS								
1	STATE BANK OF INDIA	3332	11272	13	25	13	25	0.39	0.22
2	CENTRAL BANK OF INDIA	1220	4105	7	7	7	7	0.57	0.17
3	PUNJAB NATIONAL BANK	2155	7279	6	95	6	95	0.28	1.31
4	CANARA BANK	1003	3399	0	0	0	0	0.00	0.00
5	UCO BANK	1137	3826	191	204	191	164	16.80	4.29
6	BANK OF BARODA	1469	4958	21	65	21	65	1.43	1.31
7	UNION BANK OF INDIA	359	1233	0	0	0	0	0.00	0.00
	OTHER BANKS								
8	BANK OF INDIA	831	2820	2	11	2	11	0.24	0.39
9	ALLAHABAD BANK	1376	4638	11	112	11	62	0.80	1.34
10	ANDHRA BANK	14	54	0	0	0	0	0.00	0.00
11	BANK OF MAHARASHTRA	2	6	0	0	0	0	0.00	0.00
12	CORPORATION BANK	25	91	0	0	0	0	0.00	0.00
13	INDIAN BANK	149	515	0	0	0	0	0.00	0.00
14	INDIAN OVERSEAS BANK	186	627	1	17	1	17	0.54	2.71
15	ORIENTAL BANK OF COM	2	25	0	0	0	0	0.00	0.00
16	PUNJAB AND SIND BANK	3	11	0	0	0	0	0.00	0.00
17	SYNDICATE BANK	96	318	12	30	12	30	12.50	9.43
18	UNITED BANK OF INDIA	227	748	0	0	0	0	0.00	0.00
	Total Public Sector Bank	13586	45925	264	566	264	476	1.94	1.04
	PRIVATE BANKS								
19	IDBI	202	712	2	20	2	12	0.99	1.69
20	ICICI BANK	214	747	0	0	0	0	0.00	0.00
21	FEDERAL BANK	8	27	0	0	0	0	0.00	0.00
22	JAMMU KASHMIR BANK	0	0	0	0	0	0	0.00	0.00
23	SOUTH INDIAN BANK	0	0	0	0	0	0	0.00	0.00
24	AXIS BANK	115	408	0	0	0	0	0.00	0.00
25	HDFC BANK	578	1975	0	0	0	0	0.00	0.00
26	INDUSIND BANK	159	531	0	0	0	0	0.00	0.00
27	KARNATAKA BANK	0	0	0	0	0	0	0.00	0.00
28	KOTAK MAHINDRA	0	0	3	1	3	1	0.00	0.00
29	YES BANK	0	0	0	0	0	0	0.00	0.00
30	BANDHAN BANK	2140	7229	2336	1479	2336	1479	109.16	20.46
31	DEVELOPMENT CREDIT BANK	0	0	0	0	0	0	0.00	0.00
32	RBL BANK	0	0	0	0	0	0	0.00	0.00
	Total Private Sector Bank	3416	11629	2341	1500	2341	1492	68.53	12.83
	Total COMM. BANKS	17002	57554	2605	2066	2605	1968	15.32	3.42
	CO-OPERATIVE BANKS								
33	STATE CO-OP. BANK	1123	3795	0	0	0	0	0.00	0.00
	Total Cooperative Bank	1123	3795	0	0	0	0	0.00	0
	REGIONAL RURAL BANKS								
34	DAKSHIN BIHAR GRAMIN BANK	4436	14988	0	0	0	0	0.00	0.00
35	UTTAR BIHAR GRAMIN BANK	4701	15887	0	0	0	0	0.00	0.00
	Total Region Rural Bank	9137	30875	0	0	0	0	0.00	0
	SMALL FINANCE BANK								
36	JANA SFB	18	66	0	0	0	0	0.00	0.00
37	UTKARSH SFB	862	2922	0	0	0	0	0.00	0.00
38	UJJIVAN SFB	252	858	1	1	1	1	0.40	0.12
	Total Small Financial Bank	1132	3846	1	1	1	1	0.09	0.03
	TOTAL FOR BIHAR	28394	96070	2606	2067	2606	1969	9.18	2.05

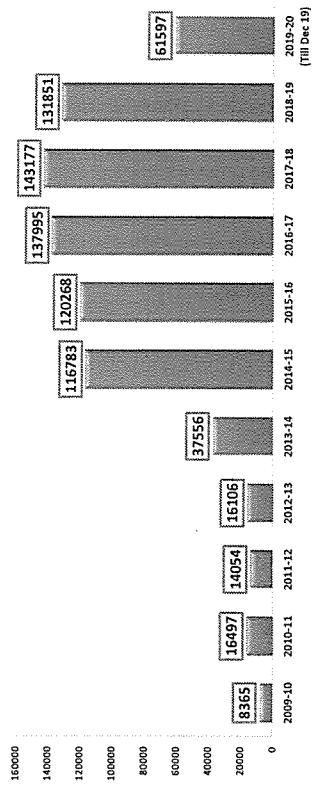
STATE LEVEL BANKERS' COMMITTEE BIHAR, PATNA						
(CONVENOR- STATE BANK OF INDIA)				FY:2019-20		
BANK-WISE PROGRESS UNDER SELF HELP GROUP AS ON 31.12.2019						(Rs. In Lacs)
SL. NO.	NAME OF BANKS	TARGET (CREDIT LINKAGE)	SAVING BANK LINKAGE DONE	CREDIT LINKAGE (SANCTION)		CREDIT LINKAGE % ACHIEV.
		NO.	NO.	NO.	AMT.	(NO.)
LEAD BANKS						
1	STATE BANK OF INDIA	35441	13018	23701	42662	66.87
2	CENTRAL BANK OF INDIA	18893	5100	9512	16170	50.35
3	PUNJAB NATIONAL BANK	26738	2322	6548	11459	24.49
4	CANARA BANK	7529	1593	3098	5267	41.15
5	UCO BANK	8704	3875	6894	10272	79.20
6	BANK OF BARODA	10283	3965	8166	14241	79.41
7	UNION BANK OF INDIA	4467	244	558	558	12.49
OTHER PUBLIC SECTOR BANKS						
8	BANK OF INDIA	12808	1715	6333	12096	49.45
9	ALLAHABAD BANK	9175	0	227	227	2.47
10	ANDHRA BANK	467	0	0	0	0.00
11	BANK OF MAHARSHTRA	66	0	0	0	0.00
12	CORPORATION BANK	695	0	0	0	0.00
13	INDIAN BANK	1730	560	1047	1466	60.52
14	INDIAN OVERSEAS BANK	1309	41	68	68	5.19
15	ORIENTAL BANK OF COM	1075	0	0	0	0.00
16	PUNJAB AND SIND BANK	260	0	0	0	0.00
17	SYNDICATE BANK	1352	246	390	390	28.85
18	UNITED BANK OF INDIA	3443	0	299	299	8.68
TOTAL PUBLIC SECTOR BANK		144435	32679	66841	115175	46.28
PRIVATE SECTOR BANKS						
19	IDBI	1581	124	139	139	8.79
20	ICICI BANK	850	1912	1765	1765	207.65
21	FEDERAL BANK	140	0	0	0	0.00
22	JAMMU KASHMIR BANK	14	0	0	0	0.00
23	SOUTH INDIAN BANK	0	0	0	0	--
24	AXIS BANK	1159	0	0	0	0.00
25	HDFC BANK	1376	0	0	0	0.00
26	INDUSIND BANK	288	0	0	0	0.00
27	KARNATAKA BANK	0	0	0	0	--
28	KOTAK MAHINDRA	105	0	0	0	0.00
29	YES BANK	14	0	0	0	0.00
30	BANDHAN BANK	2679	0	0	0	0.00
31	DEVELOPMENT CREDIT BANK	0	0	0	0	--
TOTAL PRIVATE SECTOR BANK		8206	2036	1904	1904	23.20
TOTAL COMM. BANKS		152641	34715	68745	117079	45.04
CO-OPERATIVE BANKS						
32	STATE CO-OP. BANK	0	0	0	0	--
TOTAL COOPERATIVE BANK		0	0	0	0	--
REGIONAL RURAL BANKS						
33	DAKSHIN BIHAR GRAMIN BANK	47701	11471	37734	86788	79.11
34	UTTAR BIHAR GRAMIN BANK	49658	15411	34067	44287	68.60
TOTAL OF R.R.Bs		97359	26882	71801	131075	73.75
SMALL FINANCE BANK						
35	JANA SFB	0	0	0	0	--
36	UTKARSH SFB	0	0	0	0	--
37	UJJIVAN SFB	0	0	0	0	--
TOTAL SMALL FINANCE BANK		0	0	0	0	--
TOTAL FOR BIHAR		250000	61597	140546	248154	56.22

Snapshot-Jeevika SHGs Bank Linkage Status (April 2019-December 2019)

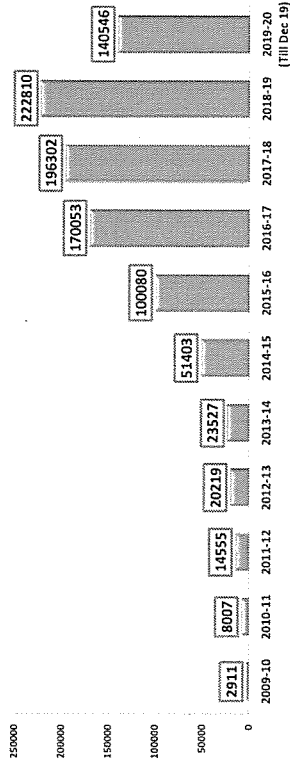
S.No	Bank Name	Progress of SHGs Saving Account Opening (April 2019-Dec 2019)	Progress of SHGs 1st credit linkage (April 2019-Dec 2019)	Progress of SHGs 2nd credit linkage (April 2019-Dec 2019)	Progress of SHGs 3rd credit linkage (April 2019-Dec 2019)	Total Credit Linkage (1st+2nd+3rd) during (April 2019-Dec 2019)	Progress of Credit Amount in Rs Lakhs (1st, 2nd & 3rd credit linkage) (April 2019-Dec 2019)
1	Dakshin Bihar Gramin Bank	11471	11391	18922	6921	37734	86788
2	Uttar Bihar Gramin Bank	15411	15925	16955	1187	34067	44287
3	State Bank of India	13018	15250	7300	1151	23701	42662
4	Central Bank of India	5100	5233	4117	162	9512	16170
5	Punjab National Bank	2322	2625	3118	805	6548	11459
6	Bank of Baroda	3888	4354	2680	566	8100	14175
7	Uco Bank	3875	4163	2275	456	6894	10272
8	Bank of India	1715	2889	2600	844	6333	12096
9	Canara Bank	1593	1886	724	488	3098	5267
10	Allahabad Bank	0	93	134	0	227	227
11	Union Bank of India	244	245	290	23	558	558
12	ICICI Bank	1912	1765	0	0	1765	1765
13	United Bank of India	0	226	73	0	299	299
14	Syndicate Bank	246	286	102	2	390	390
15	Indian Bank	560	726	268	53	1047	1466
16	Indian Overseas Bank	41	31	31	6	68	68
17	Vijaya Bank	19	0	0	0	0	0
18	IDBI Bank	124	139	0	0	139	139
19	Cooperation Bank	0	0	0	0	0	0
20	Dena Bank	58	66	0	0	66	66
21	Oriental Bank of Commerce	0	0	0	0	0	0
	G.Total	61597	67293	59589	12664	140546	248154

JEEVIKA-YEARWISE SHG BANK LINKAGE PROGRESS				
Sl.No	Finamacial Year	No. of SHG's Savings A/C Opened	No. of SHG's 1st, 2nd & 3rd Bank Credit Linkage Done	Bank Credit Linkage Amount (1st, 2nd & 3rd) (in Rs. Lakhs)
1	2008-09	2429	559	94.56
2	2009-10	10794	3470	651.46
	Progress (April 2009-Mar 2010)	8365	2911	556.9
3	2010-11	27291	11477	4613.5
	Progress (April 2010-Mar 2011)	16497	8007	3962
4	2011-12	41345	26032	12258.12
	Progress (April 2011-Mar 2012)	14054	14555	7645
5	2012-13	57451	46251	22715.667
	Progress (April 2012-Mar 2013)	16106	20219	10458
6	2013-14	95007	69778	37642.7
	Progress (April 2013-Mar 2014)	37556	23527	14927
7	2014-15	211790	121181	65996
	Progress (April 2014-Mar 2015)	116783	51403	28353
8	2015-16	332058	221261	130002
	Progress (April 2015-Mar 2016)	120268	100080	64006
9	2016-17	470053	391314	299386
	Progress (April 2016-March 2017)	137995	170053	169385
10	2017-18	613230	587616	535801
	Progress (April 2017-March 2018)	143177	196302	236415
11	2018-19	745081	810426	816882
	Progress (April 2018-Mar 19)	131851	222810	281081
12	2019-20	806678	950972	1065036
	Progress (April 2019-Dec 19)	61597	140546	248154

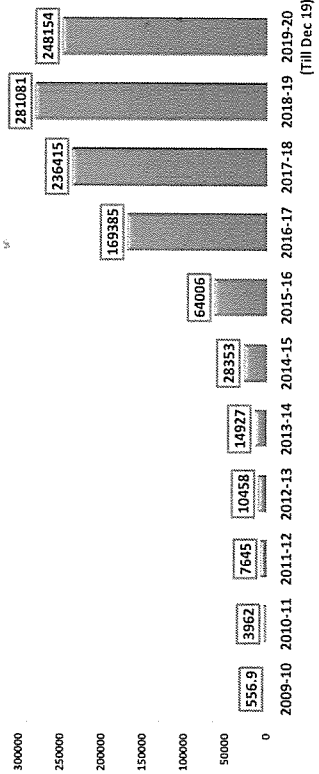
SAVING ACCOUNT OPENED



Bank Credit Linkage Done (1st, 2nd & 3rd)




Bank Credit Linkage Amount (1st, 2nd & 3rd) (in Rs. Lakhs)



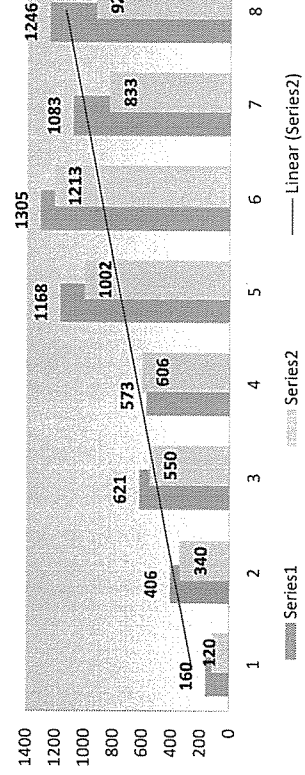
MICROINSURANCE – YEARWISE ACHIEVEMENT

Financial Year	Enrolment of SHG members	Total Death Claim Reported	Total Death Claim Settled	Claim Settlement Amt (In Lakhs)
2012-13	191140	160	120	37.35
2013-14	270890	406	340	102.9
2014-15	373000	621	550	166.66
2015-16	417036	573	606	181.8
2016-17	860611	1168	1002	303.75
2017-18	165178	1305	1213	374.7
2018-19	1286728	1083	833	1006.05
2019-20 (Till Dec 19)	2235134	1246	927	1854
Total	-	6562	5591	4027.21

Enrolment of SHG members



Death Claim Vs. Claim Settled



पत्रांक:—04/NULM-05/16. 157 /न0वि0एवंआ0वि0

बिहार सरकार

नगर विकास एवं आवास विभाग

प्रेषक:—

अपर सचिव,
नगर विकास एवं आवास विभाग।

सेवा में,

संयोजक,
बिहार राज्य स्तरीय बैंकर्स समिति।
भारतीय स्टेट बैंक, गॉंधी मैदान, पटना

पटना, दिनांक 26/01/2020

विषय:— दीनदयाल अन्त्योदय योजना—राष्ट्रीय शहरी आजीविका मिशन (DAY-NULM) के घटक SEP के अन्तर्गत माह दिसम्बर 2019 तिमाही का बैंक लिंकेज (SHG) एवं क्रेडिट लिंकेज का प्रगति प्रतिवेदन तथा PMAY योजना के CLSS घटक का प्रगति प्रतिवेदन और बैंको मे लम्बित आवेदन पत्रों की अद्यतन स्थिति के प्रेषण के संबंध में।

संदर्भ:— आपका पत्रांक— SLBC/BK/2019-20/337 दिनांक— 07.01.2020.


महाशय,

उपर्युक्त विषयक प्रासंगिक पत्र के आलोक में राज्य स्तरीय बैंकर्स समिति की आगामी समीक्षात्मक बैठक हेतु Agenda Book तैयार करने से संबंधित विभागीय प्रतिवेदन संलग्न है। साथ ही अनुरोध है कि निम्न विन्दुओं को भी एजेंडा में शामिल किया जाय :-

1. प्रधान मंत्री आवास योजना के CLSS Component में गृह ऋण का स्वतः Conversion.
2. SHG के मामले में RBI के KYC Norms का अनुपालन।
3. Financial Literacy Camp का आयोजन।

अनु:—यथोक्त।

विश्वासभाजन


20/1/2020
अपर सचिव,


नगर विकास एवं आवास विभाग।

Deendayal Antyodaya Yojana-National Urban Livelihoods Mission (DAY-NULM)
URBAN DEVELOPMENT & HOUSING DEPARTMENT

DAY-NULM

SUMMARY SHEET AS ON 31/12/2019

Sr. No.	SEP	Annual Target as per PMC	Acheivement	% of Acheivement
1	SEP-I Credit Linkage	2300	1009	43.87
2	SEP-G Credit Linkage	100	1	1
3	SHG Bank Linkage	2300	546	23.74
	Total	4700	1556	33.11


 (HET 4130)
 S.M. No.

PROGRESS UNDER SEP-1 (Credit Linkage) As on 31-12-2019

Sr. No.	Name of District	Name of ULB	Target	Oriental Bank of Commerce	Dena Bank	HDFC BANK	IDBI BANK	Bandhan Bank	Bihar Gramin Bank	Indian Union Bank	Indian Overseas Bank	MBGB	BOI	Canara Bank	BOB	Mahindra Bank	Bank of Maharashtra	URGB	Punjab & Sindh Bank	Syndicate Bank	PNB	Corporation Bank	UCO	Allahabad Bank	SBI	Andhra Bank	Axis Bank	Vijaya Bank	UBI	CBI	TOTAL
1	Araria	Araria	43	0	0	0	0	0	0	0	0	10	14	10	11	0	0	0	0	0	0	0	0	5	4	0	0	0	0	54	
2	Bhojpur	Arzah	69	0	0	0	0	0	0	0	0	0	0	0	5	0	0	0	0	0	0	7	10	0	0	0	0	0	0	22	
3	Arwal	Arwal	17	0	0	0	0	0	6	0	0	0	0	4	0	0	0	0	0	0	0	0	0	2	0	0	0	0	0	15	
4	Aurangabad	Aurangabad	53	0	0	0	0	0	0	0	0	11	10	0	7	0	0	0	0	0	0	5	0	8	0	0	0	0	0	41	
5	West Champaran	Begha	50	0	0	0	0	0	0	0	0	0	4	0	3	0	0	0	0	0	0	0	0	2	0	0	0	0	0	9	
6	Champan	Bettiah	100	5	0	0	0	0	5	0	0	0	0	0	7	0	0	0	0	0	0	5	4	0	4	0	0	0	0	30	
7	Banka	Banka	33	0	0	3	0	0	5	0	0	0	0	5	0	0	0	0	0	0	0	0	0	0	1	0	0	0	0	14	
8	Begusarai	Begusarai	63	0	0	0	0	0	6	0	0	0	0	0	11	0	0	0	0	0	0	15	7	0	0	0	0	0	0	39	
9	Kaimur	Bhabua	35	0	0	0	0	0	0	0	0	0	2	0	2	0	0	0	0	0	2	2	0	0	0	0	0	0	0	8	
10	Bhagalpur	Bhagalpur	84	0	0	0	0	0	0	0	0	0	7	0	0	0	0	0	0	0	0	5	0	0	0	0	0	0	0	18	
11	Nalanda	Biharsarff	75	0	0	0	0	0	0	0	0	0	0	0	0	0	0	0	0	0	0	0	0	23	0	0	0	0	0	52	
12	Buxar	Buxar	49	0	0	0	0	0	0	0	0	2	0	0	0	2	0	0	0	0	0	0	3	0	0	1	0	0	0	8	
13	Sharan	Chhapra	73	0	0	0	0	0	0	0	0	0	0	0	27	0	0	0	0	0	0	0	13	26	0	18	0	0	0	84	
14	Darbhanga	Darbhanga	81	2	0	2	0	0	0	6	6	0	6	0	7	0	0	0	0	0	5	0	0	0	0	0	0	0	0	36	
15	Gaya	Gaya	92	0	0	0	0	0	0	0	2	5	5	0	0	0	0	0	0	7	5	0	0	12	0	0	0	0	0	36	
16	Gopalganj	Gopalganj	52	0	0	0	0	4	0	0	0	7	0	0	24	0	0	0	0	0	0	0	0	11	5	0	0	0	0	15	
17	Vaishali	Hajipur	70	0	0	0	2	0	2	0	2	0	2	0	0	0	0	0	0	1	0	0	3	3	0	0	0	0	0	16	
18	Jamui	Jamui	38	0	0	0	0	0	0	0	0	0	0	0	7	0	0	0	0	0	0	0	0	0	0	0	0	0	0	21	
19	Jehanabad	Jehanabad	29	0	0	0	0	0	0	0	0	0	0	5	5	0	0	0	0	0	0	0	0	0	0	0	0	0	0	32	
20	Katihar	Katihar	52	0	0	0	0	0	0	15	0	13	0	0	4	0	0	0	0	0	0	0	0	0	0	0	0	0	0	13	
21	Kishanganj	Kishanganj	27	0	0	0	0	0	0	0	0	0	0	0	9	0	0	0	0	0	0	0	0	0	0	0	0	0	0	0	
22	Khagaria	Khagaria	34	0	0	0	0	0	0	0	0	0	15	0	13	0	0	0	0	0	0	0	0	0	0	0	0	0	0	28	
23	Lakhisaral	Lakhisaral	25	0	0	0	0	0	0	0	0	0	0	0	0	0	0	0	0	0	13	15	0	3	0	0	0	0	0	31	
24	Champan	Wothari	83	0	0	0	0	0	0	16	0	0	11	0	0	0	0	0	0	0	0	0	0	0	0	0	0	0	0	27	
25	Madhubani	Madhubani	87	0	0	0	0	0	2	0	0	0	0	3	0	0	0	0	0	0	0	4	0	0	0	0	0	0	0	9	
26	Munger	Munger	42	0	0	0	0	0	0	0	0	0	0	0	0	0	0	0	0	0	0	0	0	0	0	0	0	0	0	17	
27	Jamnapur	Jamnapur	100	0	0	0	0	0	0	0	0	0	0	0	0	0	0	0	0	0	0	5	5	3	0	0	0	0	0	52	
28	Muzaffarpur	Muzaffarpur	120	0	0	0	15	0	0	13	0	17	0	0	2	0	0	0	0	0	5	0	2	0	0	0	0	0	0	10	
29	Nawada	Nawada	39	0	0	0	0	0	0	1	2	0	2	0	0	2	0	0	0	0	2	0	0	0	0	1	0	0	0	0	60
30	Patna	Patna	303	7	0	9	0	0	0	13	0	5	0	2	0	0	0	0	15	3	0	0	2	0	0	0	0	2	1	0	60
31	Danapur	Danapur	50	0	0	0	0	0	0	6	0	0	11	0	4	0	0	0	0	0	15	0	0	15	0	0	0	0	0	51	
32	Purnia	Purnia	63	0	0	2	0	0	0	2	0	0	0	3	0	0	3	0	0	0	0	5	0	1	0	0	0	0	0	16	
33	Saharsa	Saharsa	30	0	0	0	0	0	0	0	0	0	0	0	5	0	0	0	0	0	0	0	0	0	0	0	0	0	0	5	
34	Samastipur	Samastipur	91	0	0	0	0	0	0	0	5	0	1	0	0	0	0	0	0	0	0	0	3	0	0	2	0	0	0	16	
35	Rohas	Sasaram	40	0	0	0	0	0	0	0	0	0	0	0	0	0	0	0	0	0	0	0	5	0	0	0	0	0	0	5	
36	Sheohar	Dehri	30	0	0	0	0	0	0	0	0	0	0	0	0	0	0	0	0	0	0	0	0	0	0	0	0	0	0	0	
37	Sheohar	Sheohar	12	0	0	0	0	0	5	0	0	0	0	0	5	0	0	0	0	0	0	7	0	0	0	0	0	0	0	19	
38	Sheikhpura	Sheikhpura	17	0	0	0	0	0	0	0	0	0	0	0	5	0	0	0	0	0	0	0	0	7	0	0	0	0	0	12	
39	Sitamarhi	Sitamarhi	48	0	0	0	0	0	0	0	0	0	0	0	13	0	0	0	0	0	0	0	10	0	4	0	0	0	0	27	
40	Siwan	Siwan	68	0	0	0	0	0	0	0	0	0	0	0	0	0	0	0	0	0	0	0	0	0	2	0	0	0	0	2	
41	Supaul	Supaul	35	0	0	0	0	0	0	0	0	0	5	0	0	0	0	0	0	0	0	0	0	0	0	0	0	0	0	0	5
Total			2300	14	0	16	17	4	8	79	22	11	53	112	32	176	5	22	3	50	75	26	154	43	43	1	11	4	14	14	1009

Handwritten signature and initials: S M M.

Pradyai Antyodaya Yojana-National Urban Livelihoods Mission (P-AY-NULM)
URBAN DEVELOPMENT & HOUSING DEPARTMENT

DAY-NULM

PROGRESS UNDER SEP-G (Credit Linkage) As on 31-12-2019

SR NO.	Name of District	Name of ULB	Oriented Bank of Commerce	Dena Bank	HDFC BANK	IDBI BANK	BANDHAN BANK	BIHAR GRAMINI BANK	UNION BANK	INDIAN BANK	MBGB BOI	CANARA	BOB	Bank of Maharashtra	UBGB	Punjab & sindh syndicate bank	PNB	Corporation bank	UCO	AD BANK	ALLAHABAD BANK	SBI	ANDHRA	IOB	UBI	CBI	TOTAL
1	Araon	Araon	0	0	0	0	0	0	0	0	0	0	0	0	0	0	0	0	0	0	0	0	0	0	0	0	
2	Bhojpur	Araon	0	0	0	0	0	0	0	0	0	0	0	0	0	0	0	0	0	0	0	0	0	0	0	0	
3	Arwal	Arwal	0	0	0	0	0	0	0	0	0	0	0	0	0	0	0	0	0	0	0	0	0	0	0	0	
4	Aurangabad	Aurangabad	0	0	0	0	0	0	0	0	0	0	0	0	0	0	0	0	0	0	0	0	0	0	0	0	
5	West Champaran	Bagha	0	0	0	0	0	0	0	0	0	0	0	0	0	0	0	0	0	0	0	0	0	0	0	0	
6		Bettiah	0	0	0	0	0	0	0	0	0	0	0	0	0	0	0	0	0	0	0	0	0	0	0	0	
7	Banka	Banka	0	0	0	0	0	0	0	0	0	0	0	0	0	0	0	0	0	0	0	0	0	0	0	0	
8	Begusarai	Begusarai	0	0	0	0	0	0	0	0	0	0	0	0	0	0	0	0	0	0	0	0	0	0	0	0	
9	Kaimur	Bhabua	0	0	0	0	0	0	0	0	0	0	0	0	0	0	0	0	0	0	0	0	0	0	0	0	
10	Bhagalpur	Bhagalpur	0	0	0	0	0	0	0	0	0	0	0	0	0	0	0	0	0	0	0	0	0	0	0	0	
11	Nalanda	Biharsarif	0	0	0	0	0	0	0	0	0	0	0	0	0	0	0	0	0	0	0	0	0	0	0	0	
12	Buxar	Buxar	0	0	0	0	0	0	0	0	0	0	0	0	0	0	0	0	0	0	0	0	0	0	0	0	
13	Sharan	Chhapra	0	0	0	0	0	0	0	0	0	0	0	0	0	0	0	0	0	0	0	0	0	0	0	0	
14	Darbhanga	Darbhanga	0	0	0	0	0	0	0	0	0	0	0	0	0	0	0	0	0	0	0	0	0	0	0	0	
15	Gaya	Gaya	0	0	0	0	0	0	0	0	0	0	0	0	0	0	0	0	0	0	0	0	0	0	0	0	
16	Gopalganj	Gopalganj	0	0	0	0	0	0	0	0	0	0	0	0	0	0	0	0	0	0	0	0	0	0	0	0	
17	Vaishali	Hajipur	0	0	0	0	0	0	0	0	0	0	0	0	0	0	0	0	0	0	0	0	0	0	0	0	
18	Jamui	Jamui	0	0	0	0	0	0	0	0	0	0	0	0	0	0	0	0	0	0	0	0	0	0	0	0	
19	Jehanabad	Jehanabad	0	0	0	0	0	0	0	0	0	0	0	0	0	0	0	0	0	0	0	0	0	0	0	0	
20	Katihar	Katihar	0	0	0	0	0	0	0	0	0	0	0	0	0	0	0	0	0	0	0	0	0	0	0	0	
21	Kishanganj	Kishanganj	0	0	0	0	0	0	0	0	0	0	0	0	0	0	0	0	0	0	0	0	0	0	0	0	
22	Khagaria	Khagaria	0	0	0	0	0	0	0	0	0	0	0	0	0	0	0	0	0	0	0	0	0	0	0	0	
23	Lakhisarai	Lakhisarai	0	0	0	0	0	0	0	0	0	0	0	0	0	0	0	0	0	0	0	0	0	0	0	0	
24	Champaran	Motihari	0	0	0	0	0	0	0	0	0	0	0	0	0	0	0	0	0	0	0	0	0	0	0	0	
25	Madhubani	Madhubani	0	0	0	0	0	0	0	0	0	0	0	0	0	0	0	0	0	0	0	0	0	0	0	0	
26	Munger	Munger	0	0	0	0	0	0	0	0	0	0	0	0	0	0	0	0	0	0	0	0	0	0	0	0	
27		Jamui	0	0	0	0	0	0	0	0	0	0	0	0	0	0	0	0	0	0	0	0	0	0	0	0	
28	Muzaffarpur	Muzaffarpur	0	0	0	0	0	0	0	0	0	0	0	0	0	0	0	0	0	0	0	0	0	0	0	0	
29	Nawada	Nawada	0	0	0	0	0	0	0	0	0	0	0	0	0	0	0	0	0	0	0	0	0	0	0	0	
30	Patna	Patna	0	0	0	0	0	0	0	0	0	0	0	0	0	0	0	0	0	0	0	0	0	0	0	0	
31		Danapur	0	0	0	0	0	0	0	0	0	0	0	0	0	0	0	0	0	0	0	0	0	0	0	0	
32	Purnia	Purnia	0	0	0	0	0	0	0	0	0	0	0	0	0	0	0	0	0	0	0	0	0	0	0	0	
33	Saharsa	Saharsa	0	0	0	0	0	0	0	0	0	0	0	0	0	0	0	0	0	0	0	0	0	0	0	0	
34	Samastipur	Samastipur	0	0	0	0	0	0	0	0	0	0	0	0	0	0	0	0	0	0	0	0	0	0	0	0	
35	Rohtas	Sasaram	0	0	0	0	0	0	0	0	0	0	0	0	0	0	0	0	0	0	0	0	0	0	0	0	
36		Dehri	0	0	0	0	0	0	0	0	0	0	0	0	0	0	0	0	0	0	0	0	0	0	0	0	
37	Sheohar	Sheohar	0	0	0	0	0	0	0	0	0	0	0	0	0	0	0	0	0	0	0	0	0	0	0	0	
38	Sheikhpura	Sheikhpura	0	0	0	0	0	0	0	0	0	0	0	0	0	0	0	0	0	0	0	0	0	0	0	0	
39	Sitamarhi	Sitamarhi	0	0	0	0	0	0	0	0	0	0	0	0	0	0	0	0	0	0	0	0	0	0	0	0	
40	Siwan	Siwan	0	0	0	0	0	0	0	0	0	0	0	0	0	0	0	0	0	0	0	0	0	0	0	0	
41	Supaul	Supaul	0	0	0	0	0	0	0	0	0	0	0	0	0	0	0	0	0	0	0	0	0	0	0	0	
		Total	0	0	0	0	0	0	0	0	0	0	0	0	0	0	0	0	0	0	0	0	0	0	0	0	

Handwritten signature and stamp: *M. K. Singh* (BIHAR BIHAR)

Deendayal Antyodaya Yojana-National Urban Livelihoods Mission(DAY-NULM)

URBAN DEVELOPMENT & HOUSING DEPARTMENT

DAY-NULM

BANK LINKAGE (SHG) AS ON 31/12/2019

Sr. No.	Name of District	Name of ULB	Oriented Bank of Commerce	HDFC Bank	IDBI Bank	BANDHAN Bank	Union Bank	Indian Bank	MBGB BOI	Dakshin Bihar Gramin Bank	Canara Bank	BOB Bank	Vijaya Bank	UBGB	Punjab & sindh bank	Syndicate Bank	PNB bank	Corporation bank	UCO Bank	Allahabad Bank	SBI Bank	Andhra Bank	IOB	UBI	CBI	TOTAL	
1	Araria	Araria	0	0	0	0	0	0	0	0	0	6	0	0	0	0	0	0	0	0	0	0	0	0	0	6	
2	Bhojpur	Arrah	0	0	0	0	0	0	0	0	0	0	0	0	0	0	0	0	0	0	0	0	0	0	0	0	
3	Arwal	Arwal	0	0	0	0	0	0	0	0	0	0	0	0	0	0	2	0	0	0	0	0	0	0	0	2	
4	Aurangabad	Aurangabad	0	0	0	0	0	0	0	0	0	3	0	0	0	0	0	0	0	0	0	0	0	0	0	3	
5	West Champaran	Bagha	0	0	0	0	0	0	0	0	0	0	0	0	0	0	0	0	1	0	0	0	0	0	0	1	
6	Champan	Bettiah	0	0	0	0	0	0	0	0	0	0	0	0	0	0	0	0	0	0	0	0	0	0	0	0	
7	Banka	Banka	0	0	0	0	0	0	10	0	0	0	0	0	0	0	0	0	2	0	0	0	0	0	0	12	
8	Begusaral	Begusaral	0	0	0	0	0	0	10	0	10	5	0	0	0	0	10	0	0	0	10	5	0	0	0	70	
9	Kaimur	Bhabua	0	0	0	0	0	0	0	0	0	0	0	0	0	0	0	0	0	0	0	0	0	0	0	0	
10	Bhagalpur	Bhagalpur	0	0	0	0	0	0	0	0	0	0	0	0	0	0	5	0	0	0	0	0	0	0	8	13	
11	Nalanda	Biharsarif	0	0	0	0	0	0	0	7	0	0	0	0	0	0	0	0	10	0	0	0	0	0	0	17	
12	Buxar	Buxar	0	0	0	0	0	0	0	0	0	0	3	0	0	0	0	0	0	0	0	0	0	3	0	6	
13	Sharan	Chhapra	0	0	0	0	0	0	0	0	0	7	0	0	0	0	0	0	5	0	4	0	0	0	3	19	
14	Derbhanga	Derbhanga	0	0	0	0	2	0	0	0	0	0	0	0	0	0	0	0	0	0	0	0	0	0	0	2	
15	Gaya	Gaya	0	0	0	0	0	0	17	0	0	13	0	0	0	0	0	2	0	0	0	0	0	0	0	32	
16	Gopalganj	Gopalganj	0	0	0	0	0	0	7	0	0	0	0	0	0	0	0	0	3	0	0	0	0	0	0	10	
17	Vaishali	Hajipur	0	0	0	0	0	0	0	0	0	0	5	0	0	0	0	0	0	0	1	0	0	0	0	6	
18	Jamui	Jamui	0	0	0	0	0	0	0	0	0	0	0	0	0	0	0	0	0	0	0	0	0	0	0	0	
19	Jehanabad	Jehanabad	0	0	0	0	0	0	0	0	0	0	0	0	3	0	0	0	0	0	0	0	0	0	0	0	
20	Katihar	Katihar	0	0	0	0	0	0	0	0	0	0	15	0	4	0	0	12	11	0	5	0	0	1	5	53	
21	Kishanganj	Kishanganj	0	0	0	0	0	0	0	0	0	0	0	0	0	0	7	0	3	0	1	0	0	0	1	13	
22	Khagaria	Khagaria	0	0	0	0	0	0	3	0	0	3	0	0	0	0	2	1	3	0	1	0	0	0	0	13	
23	Lakhisaral	Lakhisaral	0	0	0	0	0	0	0	0	0	2	0	0	0	0	0	0	7	0	3	0	0	0	0	12	
24	Champan	Mothari	0	0	0	0	0	0	0	5	0	20	0	26	0	0	0	0	0	0	5	6	0	0	0	75	
25	Madhubani	Madhubani	0	0	0	0	0	0	0	0	0	0	0	0	0	0	0	0	0	0	0	0	0	0	0	0	
26	Munger	Munger	0	0	0	0	0	0	0	0	0	0	0	0	0	0	0	0	0	0	0	0	0	0	0	0	
27	Munger	Jameilpur	0	0	0	0	0	0	0	0	0	0	0	0	0	0	0	0	0	0	0	0	0	0	0	0	
28	Muzaffarpur	Muzaffarpur	0	0	0	0	0	0	0	0	0	9	0	0	0	0	0	0	7	0	0	0	0	0	0	16	
29	Nawada	Nawada	0	0	0	0	0	0	0	0	0	0	0	0	0	0	0	4	2	0	0	0	0	0	0	6	
30	Patna	Patna	0	0	0	0	0	70	0	0	3	0	0	0	0	0	0	0	0	2	0	0	0	0	0	75	
31	Patna	Danapur	0	0	0	0	0	0	0	0	0	0	0	0	0	0	0	0	0	0	0	0	0	0	0	0	
32	Purnia	Purnia	0	0	0	0	3	0	0	0	0	0	0	0	0	0	0	0	3	0	0	0	0	0	0	6	
33	Saharsa	Saharsa	0	0	0	0	0	0	0	0	0	0	0	0	0	0	0	0	0	0	0	0	0	0	0	0	
34	Samastipur	Samastipur	0	0	0	0	0	0	0	0	0	0	0	0	0	0	0	0	0	0	0	0	0	0	0	0	
35	Rohtas	Sasaram	0	0	0	0	0	0	0	11	0	0	0	0	0	0	0	0	0	0	9	0	0	0	1	21	
36	Sheohar	Dehri	0	0	0	0	0	0	0	0	0	0	0	0	0	0	0	0	0	0	0	0	0	0	0	0	
37	Sheohar	Sheohar	0	0	0	0	2	0	0	2	0	0	2	0	2	0	0	0	0	0	0	1	0	0	0	9	
38	Sheikhpura	Sheikhpura	0	0	0	0	0	0	0	0	0	0	0	0	0	0	0	0	0	0	0	0	0	0	0	0	
39	Sitamarhi	Sitamarhi	0	0	0	0	0	0	0	0	0	0	0	0	0	2	0	3	2	1	0	0	0	0	0	8	
40	Siwan	Siwan	0	0	0	0	0	0	0	0	0	0	0	0	0	0	0	0	0	0	0	0	0	0	0	0	
41	Supaul	Supaul	0	0	0	0	17	0	0	0	0	9	0	0	0	0	8	0	0	0	1	0	0	0	0	35	
Total			0	0	0	0	22	73	0	47	14	21	85	30	26	9	25	37	19	62	18	36	0	3	9	10	546


Handwritten signature and text in the top right corner.

SEPI-Bank wise application details between From : 01/04/2019 To : 08/01/2020

Bank wise application details

S.No	Bank Name	No. of applications send to the bank	No. of applications sanctioned by bank			No. of applications pending with bank (Total)	No. of applications disbursed by bank		
			Term Loan (TL)	Cash Credit Limit (CCL)	Composite Loan (TL & CCL)		Term Loan (TL)	Cash Credit Limit (CCL)	Composite Loan (TL & CCL)
1	ALLAHABAD BANK	15	8	10	0	96	8	10	0
2	ANDHRA BANK	5	7	1	0	39	1	0	0
3	AXIS BANK	32	21	15	0	44	18	15	0
4	Bandhan Bank	0	8	0	0	2	8	0	0
5	BANK OF BARODA	92	63	33	0	236	56	30	0
6	BANK OF INDIA	63	82	76	0	324	69	54	0
7	Bihar Gramin Bank	45	10	21	0	204	10	0	0
8	CANARA BANK	51	55	10	0	162	43	11	0
9	CENTRAL BANK OF INDIA	33	65	62	1	236	54	57	2
10	Central Co-Operative Bank	1	0	0	0	1	0	0	0
11	CORPORATION BANK	6	25	0	0	44	25	0	0
12	DENA BANK	9	1	1	0	32	1	1	0
13	HDFC Bank	0	1	0	0	0	0	0	0
14	HDFC BANK LTD	0	0	0	0	37	0	0	0
15	ICICI BANK LTD	0	0	0	0	49	0	0	0
16	IDBI BANK LTD	9	19	2	0	51	6	0	0
17	INDIAN BANK	7	1	0	0	56	1	0	0
18	INDIAN OVERSEAS BANK	26	18	0	0	37	14	0	0
19	MADHYA BIHAR GRAMIN BANK	16	43	28	0	39	26	25	0
20	ORIENTAL BANK OF COMMERCE	7	10	0	0	55	3	0	0
21	PUNJAB AND SIND BANK	0	4	1	0	1	0	0	0
22	PUNJAB NATIONAL BANK	110	28	21	0	392	16	20	0
23	STATE BANK OF HYDERABAD	0	0	0	0	1	0	0	0
24	STATE BANK OF INDIA	105	10	26	0	560	6	31	0
25	STATE BANK OF INDIA - OLD BIKANER AND JAIPUR	0	0	0	0	9	0	0	0
26	STATE BANK OF	0				6			

INDIA, MOHANPURA		0	0	0	0	0	0	0	
27	SYNDICATE BANK	2	13	5	0	25	12	5	0
28	UBGB Bank	5	0	24	0	142	0	26	0
29	UCO BANK	47	58	52	0	197	55	51	0
30	UNION BANK	0	3	0	0	0	3	0	0
31	UNION BANK OF INDIA	21	30	5	0	158	18	5	0
32	UNITED BANK OF INDIA	8	13	5	0	65	13	5	0
33	VIJAYA BANK	11	1	7	0	13	1	7	0
Total		726	597	405	1	3313	467	353	2


 (मदन पाठक)

Government of Bihar
Urban Development & Housing Department

Annexure - I

CLSS Loan Approved Report by Different Lending Institutions under PMAY (U)											Date - 08.01.2020	
SL. No.	Name of Institutions	Type of Institution	MoU with Central Nodal Agency	Loan Approved Category Wise					Loan Amount (Rs. In Lakh)	Loan Amount Disbursed (Rs. In Lakh)	Subsidy Disbursed (Rs. In Lakh)	
				EWS	LIG	MIG-I	MIG-II	Total				
1	2	3	4	5	6	7	8	9	10	11	12	
1	Aadhar Housing Finance Ltd.	HFC	NHB	10	6	4		20	145.97	128.54	42.10	
2	Allahabad Bank	Bank	NHB	9	12	10	4	35	658.73	295.38	52.68	
3	Andhra Bank	Bank	NHB	1		9	1	11	170.50	130.50	21.20	
4	Axis Bank Ltd.	Bank	NHB	2	8	9	5	24	609.78	517.95	50.94	
5	Bank of Baroda	Bank	NHB	1	6	10		17	402.82	358.95	39.12	
6	Bank of India	Bank	NHB	1	16	3		20	358.50	302.57	43.75	
7	Bank of Maharashtra	Bank	NHB		6	12	1	19	379.36	230.97	29.72	
8	Bihar Gramin Bank	Bank	HUDCo	12	18			30	335.07	229.36	57.01	
9	Can Fin Homes Ltd.	HFC	NHB	1	4	4	1	10	194.00	93.50	13.81	
10	Canara Bank	Bank	NHB	27	76	72	10	185	3193.68	2245.20	378.34	
11	Central Bank of India	Bank	HUDCo			2		2	48.00	38.00	4.30	
12	Corporation Bank	Bank	NHB		10	2	2	14	170.65	83.90	25.28	
13	DCB Bank	Bank	NHB	1				1	13.30	13.30	2.67	
14	Dena Bank	Bank	NHB			1		1	12.00	9.00	2.35	
15	Dewan Housing Finance Corporation Ltd.	HFC	NHB	12	16	11		39	532.53	314.29	41.33	

M

SL. No.	Name of Institutions	Type of Institution	MoU with Central Nodal Agency	Loan Approved Category Wise					Loan Amount (Rs. In Lakh)	Loan Amount Disbursed (Rs. In Lakh)	Subsidy Disbursed (Rs. In Lakh)
				EWS	LIG	MIG-I	MIG-II	Total			
1	2	3	4	5	6	7	8	9	10	11	12
16	Edelweiss Housing Finance Ltd.	HFC	NHB	3	5			8	95.80	0.00	0.00
17	GIC Housing Finance Ltd.	HFC	NHB		1			1	10.00	7.00	1.48
18	GRUH Finance Ltd.	HFC	NHB	3	8	4		15	131.95	98.40	25.58
19	Home First Finance Company India Pvt. Ltd.	HFC	NHB	1	3			4	57.60	56.38	10.21
20	Housing Development Finance Corporation Ltd.	HFC	NHB	13	109	73	21	216	4353.77	3131.42	387.83
21	ICICI Bank Ltd.	Bank	NHB	2	31	81	28	142	3440.35	2847.33	266.10
22	IDBI Bank Ltd.	Bank	NHB	4	12	5	1	22	366.06	223.85	34.42
23	India Bulls Housing Finance Ltd.	HFC	NHB		1			1	19.17	18.00	2.67
24	India Infoline Housing Finance Ltd.	HFC	NHB	3	5			8	104.28	100.87	17.03
25	Indian Bank	Bank	NHB	47	103	61	7	218	3101.32	1514.52	296.16
26	Indian Overseas Bank	Bank	NHB			6	2	8	158.90	72.00	14.49
27	Khush Housing Finance Ltd.	HFC	NHB		1			1	12.39	12.39	2.15
28	L & T Housing Finance Ltd.	HFC	NHB		1			1	17.50	17.50	2.50
29	LIC Housing Finance Ltd.	HFC	NHB	248	1244	959	83	2534	45940.72	21671.53	3383.62
30	Madhya Bihar Gramin Bank	Bank	NHB		4			4	30.72	0.00	0.00
31	Muthoot Housing Finance Company Ltd.	Bank	NHB	1				1	4.20	4.20	1.87
32	Oriental Bank of Commerce	Bank	NHB		3			3	38.00	21.50	7.22

SL. No.	Name of Institutions	Type of Institution	MoU with Central Nodal Agency	Loan Approved Category Wise					Loan Amount (Rs. In Lakh)	Loan Amount Disbursed (Rs. In Lakh)	Subsidy Disbursed (Rs. In Lakh)
				EWS	LIG	MIG-I	MIG-II	Total			
1	2	3	4	5	6	7	8	9	10	11	12
33	Punjab & Sind Bank	Bank	NHB		2			2	29.80	22.00	5.34
34	Punjab National Bank	Bank	NHB	23	29	41	4	97	1492.86	997.67	191.46
35	Shubham Housing Development Finance Company Pvt. Ltd.	HFC	NHB	39	52	3	1	95	689.23	493.40	138.40
36	State Bank of Bikaner & Jaipur	Bank	NHB		1			1	6.00	6.00	1.60
37	State Bank of India	Bank	NHB	86	758	528	99	1471	28295.87	20517.58	3023.55
38	Tata Capital Housing Finance Ltd.	HFC	NHB	1	1			2	31.19	31.19	4.84
39	UCO Bank	Bank	NHB	19	34	4		57	587.65	401.70	112.54
40	Ujjivan Small Finance Bank	HFC	NHB	2	4			6	27.20	27.04	7.17
41	Union Bank of India	Bank	NHB		1			1	10.00	10.00	2.20
42	United Bank of India	Bank	NHB	22	33	23	3	81	1159.36	459.24	72.78
43	Uttar Bihar Gramin Bank	Bank	NHB	14	15			29	201.59	149.24	41.15
44	Vijaya Bank	Bank	NHB	29	27	15	1	72	933.23	507.77	131.64
	Total			637	2666	1952	274	5529	98571.6	58410.93	8990.6

Manoj Kumar
MIS - SLTC

STATE LEVEL BANKERS' COMMITTEE BIHAR, PATNA
(CONVENOR- STATE BANK OF INDIA) FY : 2019-20
BANK WISE PROGRESS UNDER EDUCATION LOAN AS ON 31.12.2019

SL. NO.	BANK NAME	TARGET		SANCTIONED		DISBURSED		ACHIEV %AGE	ACHIEV %AGE
		NO.	AMOUNT	NO.	AMOUNT	NO.	AMOUNT	NO.	AMT
1	STATE BANK OF INDIA	9379	46894	6468	19948	6468	14432	68.96	30.78
2	CENTRAL BANK OF INDIA	4540	22700	1479	4565	1479	2145	32.58	9.45
3	PUNJAB NATIONAL BANK	6478	32391	4551	4417	4551	4417	70.25	13.64
4	CANARA BANK	2227	11137	1344	7633	1059	5156	47.55	46.30
5	UCO BANK	1807	9034	524	2620	450	2150	24.90	23.80
6	BANK OF BARODA	3204	16019	515	2915	515	1541	16.07	9.62
7	UNION BANK OF INDIA	1579	7893	470	2724	470	744	29.77	9.43
	OTHER BANKS								
8	BANK OF INDIA	3463	17317	1212	1785	1212	1394	35.00	8.05
9	ALLAHABAD BANK	2389	11946	1446	6825	1446	6245	60.53	52.28
10	ANDHRA BANK	445	2227	13	57	13	57	2.92	2.56
11	BANK OF MAHARASHTRA	143	717	18	95	18	95	12.59	13.25
12	CORPORATION BANK	446	2230	8	24	8	24	1.79	1.08
13	INDIAN BANK	600	2998	207	1449	207	374	34.50	12.47
14	INDIAN OVERSEAS BANK	669	3346	107	313	107	287	15.99	8.58
15	ORIENTAL BANK OF COM	516	2582	43	531	43	139	8.33	5.38
16	PUNJAB AND SIND BANK	128	638	6	15	6	15	4.69	2.35
17	SYNDICATE BANK	606	3030	72	72	72	72	11.88	2.38
18	UNITED BANK OF INDIA	882	4411	55	330	50	313	5.67	7.10
	Total Public Sector Bank	39501	197510	18538	56318	18174	39600	46.01	20.05
	PRIVATE BANKS								
19	IDBI	676	3382	149	873	149	285	22.04	8.43
20	ICICI BANK	858	4288	288	1077	288	1077	33.57	25.12
21	FEDERAL BANK	85	425	6	6	6	6	7.06	1.41
22	JAMMU KASHMIR BANK	15	74	0	0	0	0	0.00	0.00
23	SOUTH INDIAN BANK	15	74	10	21	10	21	66.67	28.38
24	AXIS BANK	750	3748	344	751	344	751	45.87	20.04
25	HDFC BANK	861	4305	38	69	38	69	4.41	1.60
26	INDUSIND BANK	197	986	0	0	0	0	0.00	0.00
27	KARNATAKA BANK	15	74	0	0	0	0	0.00	0.00
28	KOTAK MAHINDRA	99	495	0	0	0	0	0.00	0.00
29	YES BANK	30	148	0	0	0	0	0.00	0.00
30	BANDHAN BANK	119	597	0	0	0	0	0.00	0.00
31	DEVELOPMENT CREDIT BANK	0	0	0	0	0	0	0.00	0.00
32	RBL BANK	0	0	0	0	0	0	0.00	0.00
	Total Private Sector Bank	3720	18596	835	2797	835	2209	22.45	11.88
	Total COMM. BANKS	43221	216106	19373	59115	19009	41809	43.98	19.35
	CO-OPERATIVE BANKS								
33	STATE CO-OP. BANK	0	0	0	0	0	0	0.00	0.00
	Total Cooperative Bank	0	0	0	0	0	0	0.00	0.00
	REGIONAL RURAL BANKS								
34	DAKSHIN BIHAR GRAMIN BANK	2196	17622	26	236	26	123	1.18	0.70
35	UTTAR BIHAR GRAMIN BANK	3074	8727	752	567	752	567	24.46	6.50
	Total Region Rural Bank	5270	26349	778	803	778	690	14.76	2.62
	SMALL FINANCE BANK								
36	JANA SFB	0	0	0	0	0	0	0.00	0.00
37	UTKARSH SFB	0	0	0	0	0	0	0.00	0.00
38	UJJIVAN SFB	0	0	0	0	0	0	0.00	0.00
	Total Small Financial Bank	0	0	0	0	0	0	0.00	0.00
	TOTAL FOR BIHAR	48491	242455	20151	59918	19787	42499	40.81	17.53

STATE LEVEL BANKERS' COMMITTEE BIHAR, PATNA							
(CONVENOR- STATE BANK OF INDIA) FY - 2019-20							
BANK-WISE OUTSTANDING AND NPA UNDER EDUCATION LOAN AS ON 31.12.2019							
SL. NO.	BANKS NAME	EDUCATION LOAN		NPA IN EDUCATION LOAN		NPA %	
		NO.	AMOUNT	NO.	AMOUNT	NO.	AMOUNT
	LEAD BANKS						
1	STATE BANK OF INDIA	25427	86101	2771	9921	10.90	11.52
2	CENTRAL BANK OF INDIA	9253	27545	3347	10345	36.17	37.56
3	PUNJAB NATIONAL BANK	18365	60893	6527	24153	35.54	39.66
4	CANARA BANK	4541	20838	557	2212	12.27	10.62
5	UCO BANK	9803	13386	977	4785	9.97	35.75
6	BANK OF BARODA	5024	12737	566	1407	11.27	11.05
7	UNION BANK OF INDIA	2759	10287	411	1372	14.90	13.34
	OTHER BANKS						
8	BANK OF INDIA	6216	19086	1128	2903	18.15	15.21
9	ALLAHABAD BANK	4023	56605	525	654	13.05	1.16
10	ANDHRA BANK	76	267	9	32	11.84	11.99
11	BANK OF MAHARASHTRA	219	1491	7	10	3.20	0.67
12	CORPORATION BANK	387	1488	39	138	10.08	9.27
13	INDIAN BANK	492	1939	66	223	13.41	11.50
14	INDIAN OVERSEAS BANK	659	2126	31	143	4.70	6.73
15	ORIENTAL BANK OF COM	906	2939	119	352	13.13	11.98
16	PUNJAB AND SIND BANK	135	1013	29	160	21.48	15.79
17	SYNDICATE BANK	923	2916	71	214	7.69	7.34
18	UNITED BANK OF INDIA	1117	3642	142	556	12.71	15.27
	Total Public Sector Bank	90325	325299	17322	59580	19.18	18.32
	PRIVATE BANKS						
19	IDBI	626	2099	32	91	5.11	4.34
20	ICICI BANK	786	3020	0	0	0.00	0.00
21	FEDERAL BANK	17	57	0	0	0.00	0.00
22	JAMMU KASHMIR BANK	0	0	0	0	0.00	0.00
23	SOUTH INDIAN BANK	8	22	0	0	0.00	0.00
24	AXIS BANK	347	1454	9	30	2.59	2.06
25	HDFC BANK	520	1140	12	23	2.31	2.02
26	INDUSIND BANK	0	0	0	0	0.00	0.00
27	KARNATAKA BANK	0	0	0	0	0.00	0.00
28	KOTAK MAHINDRA	0	0	0	0	0.00	0.00
29	YES BANK	0	0	0	0	0.00	0.00
30	BANDHAN BANK	0	0	0	0	0.00	0.00
31	DEVELOPMENT CREDIT BANK	0	0	0	0	0.00	0.00
32	RBL BANK	0	0	0	0	0.00	0.00
	Total Private Sector Bank	2304	7792	53	144	2.30	1.85
	Total COMM. BANKS	92629	333091	17375	59724	18.76	17.93
	CO-OPERATIVE BANKS						
33	STATE CO-OP. BANK	0	0	0	0	0.00	0.00
	Total Cooperative Bank	0	0	0	0	0	0
	REGIONAL RURAL BANKS						
34	DAKSHIN BIHAR GRAMIN BANK	7423	20265	860	2788	11.59	13.76
35	UTTAR BIHAR GRAMIN BANK	4828	13692	2450	7496	50.75	54.75
	Total Region Rural Bank	12251	33957	3310	10284	27.02	30.29
	SMALL FINANCE BANK						
36	JANA SFB	0	0	0	0	0.00	0.00
37	UTKARSH SFB	0	0	0	0	0.00	0.00
38	UJJIVAN SFB	0	0	0	0	0.00	0.00
	Total Small Financial Bank	0	0	0	0	0.00	0.00
	TOTAL FOR BIHAR	104880	367048	20685	70008	19.72	19.07

STATE LEVEL BANKERS' COMMITTEE BIHAR, PATNA (CONVENOR- STATE BANK OF INDIA)												BANKWISE PERFORMANCE UNDER PRADHAN MANTRI MUDRA YOJANA (SHISHU CATEGORY- LOAN UP TO Rs. 50000) AS ON 31.12.2019 (RS. IN LACS)											
SL NO	BANK NAME	FY : 2019-20				FY : 2019-20				FY : 2019-20				SINCE INCEPTION									
		Shishu ACCOUNTS SANCT/DISB EXCLUDING RENEWALS AS ON December 2019 (A)				NO. OF Shishu ACCOUNTS RENEWED SANCT/DISB AS ON December 2019 (B)				TOTAL Shishu ACCOUNTS SANCT/DISB INCL RENEWALS AS ON December 2019 (A+B)				TOTAL (CUMMULATIVE) Shishu ACCOUNTS SANCT/DISB INCL RENEWALS AS ON December 2019									
		SANCTIONED NO. OF A/C	AMT	DISBURSED NO. OF A/C	AMT	SANCTIONED NO. OF A/C	AMT	DISBURSED NO. OF A/C	AMT	SANCTIONED NO. OF A/C	AMT	DISBURSED NO. OF A/C	AMT	SANCTIONED NO. OF A/C	AMT	DISBURSED NO. OF A/C	AMT						
	LEAD BANKS																						
1	STATE BANK OF INDIA	895	191	895	188	1355	576	1355	576	2250	767	2250	764	16605	6844	16605	6844						
2	CENTRAL BANK OF INDIA	3254	688	3254	688	4201	1120	4201	1120	7455	1808	7455	1808	23441	8427	23441	8427						
3	PUNJAB NATIONAL BANK	1367	675	1367	802	492	204	492	204	1859	913	1859	913	19421	9205	19421	9205						
4	CANARA BANK	4261	926	4261	911	1828	394	1828	394	6089	1307	6089	1305	21339	6308	21339	6308						
5	UCO BANK	2874	1186	2874	1120	2071	827	2071	827	4945	2013	4945	1947	20034	8864	20034	8864						
6	BANK OF BARODA	215	93	215	93	2828	1247	2828	1247	3043	1340	3043	1340	17179	7669	17179	7669						
7	UNION BANK OF INDIA	1388	544	1388	515	0	0	0	0	1388	544	1388	515	9418	3885	9418	3885						
8	OTHER BANKS																						
8	BANK OF INDIA	1309	598	1227	533	220	110	220	110	1529	708	1529	708	13434	6509	13434	6509						
9	ALLAHABAD BANK	88	40	87	39	220	93	220	93	308	133	307	132	3651	2157	3650	2156						
10	ANDHRA BANK	521	56	521	56	0	0	0	0	521	56	521	56	2596	473	2596	473						
11	BANK OF MAHARASHTRA	65	30	65	30	336	149	334	139	401	179	399	169	1066	425	1064	415						
12	CORPORATION BANK	40	18	0	0	0	0	0	0	40	18	0	0	58	27	0	0						
13	INDIAN BANK	21	1	21	1	0	0	0	0	21	1	21	1	4151	595	4151	350						
14	INDIAN OVERSEAS BANK	135	57	107	45	0	0	0	0	135	57	107	45	2405	1133	2377	1117						
15	ORIENTAL BANK OF COM	102	48	102	48	611	267	611	266	713	315	713	314	1802	779	1802	718						
16	PUNJAB AND SIND BANK	4	2	4	2	0	0	0	0	4	2	4	2	41	18	41	18						
17	SYNDICATE BANK	3856	954	3856	954	855	291	855	291	4711	1245	4711	1245	8860	3022	8860	3022						
18	UNITED BANK OF INDIA	126	61	126	61	0	0	0	0	126	61	126	61	2056	990	2056	990						
	Total Public Sector Bank	20521	6168	19800	5675	15017	5319	14953	5267	35538	11487	34753	10942	167557	67330	165577	63376						
	PRIVATE BANKS																						
19	IDBI	4961	2122	4961	2122	0	0	0	0	4961	2122	4961	2122	59272	21054	59272	13866						
20	ICICI BANK	4312	1442	4312	959	1	0	0	0	4313	1442	4312	959	10582	68245	10581	67681						
21	FEDERAL BANK	23	10	23	10	0	0	0	0	23	10	23	10	75	34	51	20						
22	JAMMU KASHMIR BANK	0	0	0	0	0	0	0	0	0	0	0	0	0	0	0	0						
23	SOUTH INDIAN BANK	0	0	0	0	0	0	0	0	0	0	0	0	0	0	0	0						
24	AXIS BANK	121443	37583	121443	37583	0	0	0	0	121443	37583	121443	37583	767740	184588	767740	184588						
25	HDFC BANK	35403	10378	35403	10378	0	0	0	0	35403	10378	35403	10378	198096	46320	198096	46320						
26	INDUSIND BANK	610611	162618	610611	162618	0	0	0	0	610611	162618	610611	162618	165294	617211	165132	165132						
27	KARNATAKA BANK	0	0	0	0	0	0	0	0	0	0	0	0	2	1	2	1						
28	KOTAK MAHINDRA	0	0	0	0	548	179	548	179	548	179	548	179	548	179	548	179						
29	YES BANK	0	0	0	0	0	0	0	0	0	0	0	0	0	0	0	0						
30	BANDHAN BANK	0	0	0	0	0	0	0	0	0	0	0	0	492134	180709	492134	180709						
31	DEVELOPMENT CREDIT BANK	0	0	0	0	0	0	0	0	0	0	0	0	0	0	0	0						
32	RBL BANK	0	0	0	0	0	0	0	0	0	0	0	0	0	0	0	0						
	Total Private Sector Bank	776753	214153	776753	213670	549	179	548	179	777302	214332	777301	213849	2145660	666424	2145635	658496						
	Total COMM. BANKS	797274	220321	796553	219345	15566	5498	15501	5446	812840	225819	812054	224791	2313217	733754	2311212	721872						
	CO-OPERATIVE BANKS																						
33	STATE CO-OP. BANK	0	0	0	0	0	0	0	0	0	0	0	0	0	0	0	0						
	Total Cooperative Bank	0	0	0	0	0	0	0	0	0	0	0	0	0	0	0	0						
34	REGIONAL RURAL BANKS																						
	DAKSHIN BIHAR GRAMIN BANK	1013	282	1013	215	0	0	0	0	1013	282	1013	215	117410	29209	117410	25445						
35	UTTAR BIHAR GRAMIN BANK	1533	757	1533	691	0	0	0	0	1533	757	1533	691	237322	71687	237322	69710						
	Total Region Rural Bank	2546	1039	2546	906	0	0	0	0	2546	1039	2546	906	354732	100896	354732	95155						
	SMALL FINANCE BANK																						
36	JANA SFB	0	0	0	0	0	0	0	0	0	0	0	0	0	0	0	0						
37	UTKARSH SFB	289364	93999	289264	92327	0	0	0	0	289364	93999	289264	92327	837444	256335	837444	254663						
38	UJIVAN SFB	48422	16785	48390	16776	48392	16776	48392	16776	96814	33561	96782	33562	168475	56093	168443	56084						
	Total Small Financial Bank	337786	110784	337654	109103	48392	16776	48392	16776	386178	127560	386046	125879	1005919	312428	1005787	310747						
	TOTAL FOR BIHAR	13964	1136753	13964	329354	63958	22274	63893	22222	1201564	354418	1200646	351576	3673868	1147078	3671731	1127774						

STATE LEVEL BANKERS' COMMITTEE BIHAR, PATNA

FY : 2019-20

(CONVENOR- STATE BANK OF INDIA)

BANKWISE PERFORMANCE UNDER PRAHDAN MANTRI MUDRA YOJNA (KISHORE CATEGORY- LOAN FROM Rs.500001 TO Rs.5000000) AS ON : 31.12.2019

(RS. IN LACS)

SL NO	BANK NAME	TARGET FY: 2019-20 (AMT)	KISHORE ACCOUNTS SANCT/DISB EXCLUDING RENEWALS AS ON December 2019 (A)						KISHORE ACCOUNTS RENEWED SANCT/DISB AS ON December 2019 (B)						TOTAL KISHORE ACCOUNTS SANCT/DISB INCL. RENEWALS AS ON December 2019 (A+B)						TOTAL (CUMMULATIVE) KISHORE ACCOUNTS SANCT/DISB INCL. RENEWALS AS ON December 2019					
			SANCTIONED		DISBURSED		NO. OF A/C		SANCTIONED		DISBURSED		NO. OF A/C		SANCTIONED		DISBURSED		NO. OF A/C		SANCTIONED		DISBURSED		NO. OF A/C	
			NO. OF A/C	AMT	NO. OF A/C	AMT	NO. OF A/C	AMT	NO. OF A/C	AMT	NO. OF A/C	AMT	NO. OF A/C	AMT	NO. OF A/C	AMT	NO. OF A/C	AMT	NO. OF A/C	AMT	NO. OF A/C	AMT	NO. OF A/C	AMT	NO. OF A/C	AMT
	LEAD BANKS																									
1	STATE BANK OF INDIA	0	1839	5825	1839	5812	7395	22949	7395	22936	9234	28774	9234	28748	22221	75141	222032									
2	CENTRAL BANK OF INDIA	0	3233	5214	3233	5214	2781	5114	2781	5114	6014	10328	6014	10328	15970	29838	29193									
3	PUNJAB NATIONAL BANK	0	2578	6199	1793	2652	945	2261	914	2170	38247	8460	2707	38247	35809	76457										
4	CANARA BANK	25030	6474	17758	6474	16595	2770	7611	2770	7110	9244	25369	9244	23705	79828	31615	73645									
5	UCO BANK	0	1049	3148	1049	3002	840	2115	838	2087	1889	5263	1889	5089	7141	1739	15456									
6	BANK OF BARODA	0	1121	2526	1121	2326	4625	13241	4625	13241	5746	15767	5746	15767	34655	81976										
7	UNION BANK OF INDIA	0	2088	3954	2063	3797	0	0	0	2088	3954	3797	17066	34643	16850	26708										
	OTHER BANKS																									
8	BANK OF INDIA	15335	4276	11139	4188	10430	793	1983	793	1762	5069	13122	4981	12192	20078	47857										
9	ALAHABAD BANK	0	130	307	130	307	894	2923	894	2923	1024	3230	1024	3230	7124	24622										
10	ANDHRA BANK	1	270	884	269	848	0	0	0	270	884	269	848	1920	5136	4876										
11	BANK OF MAHARASHTRA	0	30	28	30	28	0	0	0	30	28	0	0	586	1619											
12	CORPORATION BANK	0	31	30	0	0	0	0	0	0	0	31	30	47	0											
13	INDIAN BANK	0	15	42	15	42	0	0	0	15	42	15	42	4062	7454											
14	INDIAN OVERSEAS BANK	0	565	1187	394	742	0	0	0	565	1187	394	742	6867	3101	6375										
15	ORIENTAL BANK OF COM	0	296	808	286	639	673	1728	663	1594	949	2233	949	2233	2648	6520										
16	PUNJAB AND SIND BANK	0	27	66	27	66	0	0	0	27	66	27	66	116	291											
17	SYNDICATE BANK	2200	6117	13925	6117	13925	384	1019	384	1019	14944	6501	14944	7383	18004											
18	UNITED BANK OF INDIA	0	32	101	32	101	0	0	0	32	101	32	101	843	2497											
	Total Public Sector Bank	42566	30171	73141	29060	66726	22100	60944	22057	59956	51117	126682	268493	678991	645582											
	PRIVATE BANKS																									
19	IDBI	0	1614	2137	1614	2137	0	0	0	1614	2137	1614	2137	11556	13837											
20	ICICI BANK	0	967	2921	967	2921	0	0	0	967	2921	967	2921	6430	6430											
21	FEDERAL BANK	0	39	120	39	120	0	0	0	39	120	39	120	101	343											
22	JAMMU KASHMIR BANK	0	0	0	0	0	0	0	0	0	0	0	0	0	0											
23	SOUTH INDIAN BANK	0	1	2	1	2	0	0	0	1	2	1	2	1	2											
24	AXIS BANK	0	1051	2629	1051	2629	0	0	0	1051	2629	1051	2629	5121	5072											
25	HDFC BANK	0	3337	6248	3337	6248	0	0	0	3337	6248	3337	6248	9521	27677											
26	INDUSIND BANK	0	48693	42415	48693	42415	0	0	0	48693	42415	48693	42415	55702	59034											
27	KARNATAKA BANK	0	0	0	0	0	1	3	1	3	1	3	1	3	1	3										
28	KOTAK MAHINDRA	0	0	0	0	0	0	0	0	0	0	0	0	0	0											
29	YES BANK	0	0	0	0	0	0	0	0	0	0	0	0	0	0											
30	BANDHAN BANK	0	0	0	0	0	0	0	0	0	0	0	0	0	0											
31	DEVELOPMENT CREDIT BANK	0	0	0	0	0	0	0	0	0	0	0	0	0	0											
32	RBL BANK	0	0	0	0	0	0	0	0	0	0	0	0	0	0											
	Total Private Sector Bank	0	55702	56472	55702	56472	1	3	1	3	55703	56475	55703	56475	160120	163661										
	Total COMM. BANKS	42566	85873	129613	84762	123198	22101	60947	22058	59959	107974	190560	106820	183157	428613	809243										
	CO-OPERATIVE BANKS																									
33	STATE CO-OP. BANK	0	0	0	0	0	0	0	0	0	0	0	0	0	0											
	Total Cooperative Bank	0	0	0	0	0	0	0	0	0	0	0	0	0	0											
	REGIONAL RURAL BANKS																									
34	DAKSHIN BIHAR GRAMIN BANK	0	10343	27245	10343	10640	0	0	0	10343	27245	10343	10640	130185	198991											
35	UTTAR BIHAR GRAMIN BANK	0	18322	28447	18322	13804	0	0	0	18322	28447	18322	13804	145029	23922											
	Total Region Rural Bank	0	28665	55692	28665	24444	0	0	0	28665	55692	28665	24444	275214	438213											
	SMALL FINANCE BANK																									
36	JANA SFB	0	0	0	0	0	0	0	0	0	0	0	0	0	0											
37	UTKARSH SFB	0	45615	33969	45615	33967	0	0	0	45615	33969	45615	33967	71318	51849											
38	UJJWAN SFB	0	5234	4299	5234	4299	5234	4299	5234	4299	5234	4299	5234	4299	12014											
	Total Small Financial Bank	0	50849	38268	50849	38266	5234	4299	5234	4299	5234	4299	5234	4299	86008	63863										
	TOTAL FOR BIHAR	42566	165387	229573	164276	189908	27935	65246	27292	64258	192722	288819	191568	250166	789835	1311319										

SL NO	BANK NAME	TARGET FY: 2019-20 (AMT)	TARUN ACCOUNTS SANCT/DISB EXCLUDING RENEWALS AS ON December 2019 (A)						NO. OF TARUN ACCOUNTS RENEWED SANCT/DISB AS ON December 2019(B)						TOTAL TARUN ACCOUNTS SANCT/DISB INCL. RENEWALS AS ON December 2019 (A+B)						SINCE INCEPTION TOTAL (CUMMULATIVE) TARUN ACCOUNTS SANCT/DISB INCL. RENEWALS AS ON December 2019					
			SANCTIONED		DISBURSED		NO. OF A/C		SANCTIONED		DISBURSED		NO. OF A/C		SANCTIONED		DISBURSED		NO. OF A/C		SANCTIONED		DISBURSED			
			NO. OF A/C	AMT	NO. OF A/C	AMT	NO. OF A/C	AMT	NO. OF A/C	AMT	NO. OF A/C	AMT	NO. OF A/C	AMT	NO. OF A/C	AMT	NO. OF A/C	AMT	NO. OF A/C	AMT	NO. OF A/C	AMT	NO. OF A/C	AMT		
	LEAD BANKS																									
1	STATE BANK OF INDIA	0	1155	9839	1155	9824	4384	38498	4381	38483	5539	48337	5536	48307	38254	341296	38251	340772								
2	CENTRAL BANK OF INDIA	0	479	2690	479	2690	426	2948	426	2948	905	5638	905	5638	1676	1676	1676	11808								
3	PUNJAB NATIONAL BANK	0	1153	9880	465	4003	319	2599	302	2420	1472	12479	767	6423	9881	81379	8605	67964								
4	CANARA BANK	24000	3170	26702	3168	24032	1356	11442	1356	10294	4526	38144	4524	36326	11694	97569	11476	87832								
5	UCO BANK	0	296	2523	290	2216	198	1599	198	1452	494	4122	488	3668	1501	11523	1494	11021								
6	BANK OF BARODA	0	259	2172	259	2172	590	5029	590	5029	849	7201	849	7201	4624	42513	4605	42244								
7	UNION BANK OF INDIA	0	659	4321	658	3935	0	0	0	0	659	4321	658	3935	2729	20708	2714	16783								
	OTHER BANKS																									
8	BANK OF INDIA	18985	1131	9249	1096	8272	151	1069	151	915	1282	10318	1247	9187	5499	42964	5464	36787								
9	ALLAHABAD BANK	0	346	2688	346	2525	976	6784	976	6708	1322	9472	1322	9233	3977	31007	3977	30757								
10	ANDHRA BANK	0	318	2845	318	2809	0	0	0	0	318	2845	318	2809	1374	11996	1374	11168								
11	BANK OF MAHARASHTRA	0	5	42	4	36	170	1102	170	1072	175	1144	174	1108	512	3319	511	3276								
12	CORPORATION BANK	0	26	157	0	0	0	0	0	0	26	157	0	0	34	201	0	0								
13	INDIAN BANK	0	8	69	8	69	0	0	0	0	8	69	8	69	1280	8848	1280	8151								
14	INDIAN OVERSEAS BANK	0	144	1191	84	684	0	0	0	0	144	1191	84	684	789	6394	729	5878								
15	ORIENTAL BANK OF COM	0	129	972	129	859	377	3228	377	2735	506	4200	506	3594	1075	8923	1074	8200								
16	PUNJAB AND SIND BANK	0	13	119	13	119	0	0	0	0	13	119	13	119	17	157	17	157								
17	SYNDICATE BANK	4600	1606	12531	1606	12531	239	1688	239	1688	1845	14219	1845	14219	2663	19705	2629	19622								
18	UNITED BANK OF INDIA	0	26	204	26	204	0	0	0	0	26	204	26	204	373	2846	373	2847								
	Total Public Sector Bank	47585	10923	88194	10104	76980	9186	75986	9166	73744	20109	164180	19270	150724	87952	743423	86249	705267								
	PRIVATE BANKS																									
19	IDBI	0	241	1920	241	1920	0	0	0	0	241	1920	241	1920	2533	20995	2533	17908								
20	ICICI BANK	0	455	3514	455	3195	0	0	0	0	455	3514	455	3195	1021	7390	1021	7071								
21	FEDERAL BANK	0	29	210	29	210	0	0	0	0	29	210	29	210	84	688	72	571								
22	JAMMU KASHMIR BANK	0	0	0	0	0	0	0	0	0	0	0	0	0	0	0	0	0								
23	SOUTH INDIAN BANK	0	0	0	0	0	0	0	0	0	0	0	0	0	0	0	0	0								
24	AXIS BANK	0	257	2100	257	2100	0	0	0	0	257	2100	257	2100	1332	9941	1294	9758								
25	HDFC BANK	0	2990	17633	2990	17633	0	0	0	0	2990	17633	2990	17633	5813	33381	5813	33381								
26	INDUSIND BANK	0	478	2469	478	2469	478	2469	478	2469	956	4938	956	4938	1263	6434	1263	6434								
27	KARNATAKA BANK	0	0	0	0	0	1	6	1	6	1	6	1	6	2	8	2	8								
28	KOTAK MAHINDRA	0	2	14	2	14	0	0	0	0	2	14	2	14	3	19	3	19								
29	YES BANK	0	0	0	0	0	0	0	0	0	0	0	0	0	0	0	0	0								
30	BANDHAN BANK	0	0	0	0	0	0	0	0	0	0	0	0	0	0	0	0	0								
31	DEVELOPMENT CREDIT BANK	0	0	0	0	0	0	0	0	0	0	0	0	0	0	0	0	0								
32	RBL BANK	0	0	0	0	0	0	0	0	0	0	0	0	0	0	0	0	0								
	Total Private Sector Bank	0	4452	27860	4452	27541	479	2475	479	2475	4931	30335	4931	30016	12051	78856	12001	75150								
	Total COMM. BANKS	47585	15375	116054	14556	104521	9665	78461	9645	76219	25040	194515	24201	180740	100003	822279	98250	780417								
	CO-OPERATIVE BANKS																									
33	STATE CO-OP. BANK	0	0	0	0	0	0	0	0	0	0	0	0	0	0	0	0	0								
	Total Cooperative Bank	0	0	0	0	0	0	0	0	0	0	0	0	0	0	0	0	0								
	REGIONAL RURAL BANKS																									
34	DAKSHIN BIHAR GRAMIN BANK	0	63	520	63	473	0	0	0	0	63	520	63	473	1679	14829	1679	14546								
35	UTTAR BIHAR GRAMIN BANK	0	53	407	53	336	0	0	0	0	53	407	53	336	1028	6851	1028	6551								
	Total Region Rural Bank	0	116	927	116	809	0	0	0	0	116	927	116	809	2707	21680	2707	21097								
	SMALL FINANCE BANK																									
36	JANA SFB	0	0	0	0	0	0	0	0	0	0	0	0	0	0	0	0	0								
37	UTKARSH SFB	0	3	22	3	22	0	0	0	0	3	22	3	22	354	2745	354	2745								
38	UJIVAN SFB	0	0	0	0	0	0	0	0	0	0	0	0	0	2	15	2	15								
	Total Small Financial Bank	0	3	22	3	22	0	0	0	0	3	22	3	22	356	2760	356	2760								
	TOTAL FOR BIHAR	47585	15494	117003	14675	105352	9665	78461	9645	76219	25159	195464	24320	181571	103066	846719	101313	804274								

STATE LEVEL BANKERS' COMMITTEE BIHAR, PATNA (CONVENOR- STATE BANK OF INDIA) FY: 2019-20 BANKWISE PERFORMANCE UNDER PRADHAN MANTRI MUDRA YOJNA TOTAL AS ON : 31.12.2019													(RS. IN LACS)				
FY: 2019-20													SINCE INCEPTION				
SL NO	BANK NAME	TOTAL ACCOUNTS SANCT/DISB EXCLUDING RENEWALS AS ON December 2019 (A)				NO. OF TOTAL ACCOUNTS RENEWED SANCT/DISB AS ON December 2019(B)				TOTAL TOTAL ACCOUNTS SANCT/DISB INCL. RENEWALS AS ON December 2019 (A+B)				TOTAL (CUMMULATIVE) TOTAL ACCOUNTS SANCT/DISB INCL. RENEWALS AS ON December 2019			
		SANCTIONED NO. OF A/C	DISBURSED AMT	NO. OF A/C	AMT	SANCTIONED NO. OF A/C	DISBURSED AMT	NO. OF A/C	AMT	SANCTIONED NO. OF A/C	DISBURSED AMT	NO. OF A/C	AMT	SANCTIONED NO. OF A/C	DISBURSED AMT	NO. OF A/C	AMT
1	LEAD BANKS	3889	15855	3889	15824	13134	62023	13131	61995	17023	77878	17020	77819	130000	570361	129997	570277
2	CENTRAL BANK OF INDIA	0	6966	6966	8592	7408	9182	7408	9182	14374	14374	14374	17774	41087	50340	41087	49264
3	PUNJAB NATIONAL BANK	0	5098	16754	3060	7046	5098	1646	4794	6854	21852	4706	11840	175396	152792	62375	152792
4	CANARA BANK	52000	13905	45286	13903	41538	5954	17798	17798	19859	68480	19857	59336	65227	183705	64333	167525
5	UCO BANK	0	4219	6857	4213	6338	3109	4541	4366	7328	11398	7320	10704	28676	36019	28667	35274
6	BANK OF BARODA	0	1595	4791	1595	4791	1595	8043	19517	9638	24308	9638	24308	56458	132262	56369	131946
7	UNION BANK OF INDIA	5	4135	8819	4104	8247	0	0	0	4135	8819	4104	8247	29213	59236	28800	45878
8	OTHER BANKS	43500	6716	20986	6511	19235	1164	1164	2787	7880	24148	7675	22022	39011	104676	38806	89742
9	BANK OF INDIA	0	564	3035	563	2871	2090	9800	9724	2654	12835	2653	12595	14752	57958	14751	57535
10	ALLAHABAD BANK	1	1109	3785	1108	3713	0	0	0	1109	3785	1108	3713	5890	17605	5889	16471
11	BANK OF MAHARASHTRA	0	100	100	99	94	506	1251	1211	606	1351	603	1305	2164	5514	2161	5310
12	CORPORATION BANK	8	97	205	0	0	0	0	0	97	205	0	0	139	288	0	0
13	INDIAN BANK	0	44	112	44	112	0	0	0	44	112	44	112	9493	17939	9461	15955
14	INDIAN OVERSEAS BANK	0	844	2435	585	1471	0	0	0	844	2435	585	1471	6466	14394	6207	13370
15	ORIENTAL BANK OF COM	0	527	1828	517	1546	1661	5223	4595	2188	7051	2168	6141	5525	16629	5504	15438
16	PUNJAB AND SIND BANK	0	44	187	44	187	0	0	0	44	187	44	187	174	466	174	466
17	SYNDICATE BANK	8600	11579	27410	11579	27410	1478	2998	1478	13057	30408	13057	30408	18906	40623	18872	40648
18	UNITED BANK OF INDIA	0	184	366	184	366	0	0	0	184	366	184	366	3272	6333	3272	6334
19	Total Public Sector Bank	234388	61615	167503	58964	149381	46303	142249	46176	138967	107918	309752	105140	288348	1489744	516725	1414225
20	PRIVATE BANKS	0	6816	6179	6816	6179	0	0	0	6816	6179	6816	6179	73361	60095	73361	45611
21	ICICI BANK	1	5734	7877	5734	7075	1	0	0	5735	7877	5734	7075	13723	82065	13722	81182
22	FEDERAL BANK	0	91	340	91	340	0	0	0	91	340	91	340	275	1131	224	934
23	JAMMU KASHMIR BANK	0	0	0	0	0	0	0	0	0	0	0	0	0	0	0	0
24	SOUTH INDIAN BANK	0	1	2	1	2	0	0	0	1	2	1	2	1	2	1	2
25	AXIS BANK	0	122751	42312	122751	42312	0	0	0	122751	42312	122751	42312	770798	199650	770742	199418
26	HDFC BANK	0	41730	34259	41730	34259	0	0	0	41730	34259	41730	34259	213430	107378	213430	107378
27	INDUSIND BANK	0	659782	207502	659782	207502	478	2469	478	2469	660260	209971	660260	674176	230762	674176	230600
28	KARNATAKA BANK	0	2	14	2	14	548	179	548	179	550	193	550	5	12	5	12
29	KOTAK MAHINDRA	0	0	0	0	0	0	0	0	0	0	0	0	0	0	0	0
30	YES BANK	0	0	0	0	0	0	0	0	0	0	0	0	0	0	0	0
31	BANDHAN BANK	0	0	0	0	0	0	0	0	0	0	0	0	0	0	0	0
32	DEVELOPMENT CREDIT BANK	0	0	0	0	0	0	0	0	0	0	0	0	0	0	0	0
33	RBL BANK	0	0	0	0	0	0	0	0	0	0	0	0	0	0	0	0
34	Total Private Sector Bank	1	836907	298485	836907	297683	1029	2657	1028	2657	837936	301142	837935	300340	913265	2317723	897307
35	Total CO-OP. BANKS	234389	898522	465988	898522	465988	47332	144906	47204	141624	945854	610894	943075	588688	2841833	2405009	2311552
36	STATE CO-OP. BANK	0	0	0	0	0	0	0	0	0	0	0	0	0	0	0	0
37	Total Cooperative Bank	0	0	0	0	0	0	0	0	0	0	0	0	0	0	0	0
38	REGIONAL RURAL BANKS	0	0	0	0	0	0	0	0	0	0	0	0	0	0	0	0
39	DAKSHIN BIHAR GRAMIN BANK	0	11419	28047	11419	11328	0	0	0	11419	28047	11419	11328	249274	293915	249273	238982
40	UTTAR BIHAR GRAMIN BANK	0	19908	29611	19908	14831	0	0	0	19908	29611	19908	14831	395196	383379	395196	315483
41	Total Region Rural Bank	0	31327	57658	31327	26159	0	0	0	31327	57658	31327	26159	689111	632652	689111	554465
42	SMALL FINANCE BANK	0	0	0	0	0	0	0	0	0	0	0	0	0	0	0	0
43	JANA SFB	0	0	0	0	0	0	0	0	0	0	0	0	0	0	0	0
44	UTKARSH SFB	0	334982	127990	334982	126316	0	0	0	334982	127990	334982	126316	909116	310931	909016	309257
45	UJJIVAM SFB	0	53656	21084	53624	21075	53626	21075	53626	21075	107282	42159	107250	42150	183167	68122	183135
46	Total Small Financial Bank	0	388638	149074	388506	147391	53626	21075	53626	21075	442264	170149	442132	168466	1092283	379053	1092151
47	TOTAL FOR BIHAR	234389	1318487	672720	1315704	620614	100958	165981	100830	162699	1419445	838701	1416534	783313	4566769	3471173	4559251

STATE LEVEL BANKERS' COMMITTEE BIHAR, PATNA
(CONVENOR-STATE BANK OF INDIA) FY : 2019-20

PRADHAN MANTRI JAN DHAN ACCOUNT (PMJDY) STATUS AS ON 31.12.2019

Sl NO.	BANK NAME (1)	NO. OF PMJDY ACCOUNTS OPENED IN FY 2019-20 (2)		PMJDY ACCOUNTS IN BIHAR (3)		ACTIVE PMJDY ACCOUNTS IN (3)		TOTAL NO. OF OVERDRAFTS SANCTIONED IN FY 2019-20		TOTAL (CUM.) NO. OF OVER DRAFTS SANCTIONED IN (4)	
		NUMBER OF ACCOUNTS	BALANCE IN THE ACCOUNT (Rs. In Crores)	NUMBER OF ACCOUNTS	BALANCE IN THE ACCOUNT (Rs. In Crores)	NUMBER OF ACCOUNTS	BALANCE IN THE ACCOUNT (Rs. In Crores)	NUMBER OF ACCOUNTS	TOTAL AMOUNT SANCTIONED (Rs. In Crores)	NUMBER OF ACCOUNTS	TOTAL AMOUNT SANCTIONED (Rs. In Crores)
	LEAD BANKS										
1	STATE BANK OF INDIA	1273992	591	15843836	3799	15104038	3799	1	5961	134790	33
2	CENTRAL BANK OF INDIA	356946	191	3654488	967	3009948	795	1	285	17114	2
3	PUNJAB NATIONAL BANK	54790	4	6150370	1494	4691043	1189	4	6669	115764	65
4	CANARA BANK	21060	7	462540	236	317733	235	0	1538	15179	11
5	UCO BANK	100414	30	2269994	35	1269994	28	2	9780	12548	4
6	BANK OF BARODA	501551	1	3811154	877	3356788	818	1	1805	16371	3
7	UNION BANK OF INDIA	94574	0	644873	83	565862	80	0	37	2455	13
	OTHER BANKS										
8	BANK OF INDIA	212010	33	3101848	788	2460012	747	1	4341	6437	2
9	ALLAHABAD BANK	312670	68	1487652	335	1479232	335	0	1386	2302	1
10	ANDHRA BANK	8917	2	27435	9	18695	2	0	978	1458	1
11	BANK OF MAHARASHTRA	1835	1	14190	495	13985	405	1	35	0	0
12	CORPORATION BANK	1289	1	68409	2	67120	1	0	0	0	0
13	INDIAN BANK	3554	0	84909	25	70628	25	0	756	4571	1
14	INDIAN OVERSEAS BANK	6879	5	91228	34	49789	31	0	12	54	0
15	ORIENTAL BANK OF COM	5789	3	109987	109	64589	90	0	56	250	1
16	PUNJAB AND SIND BANK	70	1	9207	3	9207	3	0	8	258	2
17	SYNDICATE BANK	5296	6	364416	14	364416	14	1	128	8881	4
18	UNITED BANK OF INDIA	0	0	950450	640	789105	531	0	0	0	0
	Total Public Sector Bank	2961636	944	39146986	9945	33702184	9128	12	33775	338432	143
	PRIVATE BANKS										
19	IDBI	0	2	22315	8	11851	2	0	0	0	0
20	ICICI BANK	0	0	30319	2	30319	2	0	0	0	0
21	FEDERAL BANK	67	0	1955	1	1200	1	0	159	159	0
22	JAMMU KASHMIR BANK	0	0	0	0	0	0	0	0	0	0
23	SOUTH INDIAN BANK	0	0	179	1	179	1	0	0	0	0
24	AXIS BANK	0	0	16161	3	16161	3	0	0	0	0
25	HDFC BANK	4418	3	82881	13	82881	13	0	0	0	0
26	INDUSIND BANK	28	1	1562	1	612	1	0	0	0	0
27	KARNATAKA BANK	0	0	110	0	0	117	0	0	0	0
28	KOTAK MAHINDRA	0	0	2654	1	420	1	0	0	0	0
29	YES BANK	0	0	14	0	0	0	0	0	0	0
30	BANDHAN BANK	0	0	0	0	0	0	0	0	0	0
31	DEVELOPMENT CREDIT BANK	0	0	0	0	0	0	0	0	0	0
32	RBL BANK	0	0	0	0	0	0	0	0	0	0
	Total Private Sector Bank	4513	6	158150	30	143623	141	0	159	159	0
	Total COMM. BANKS	2966149	950	39305136	9975	33845807	9269	12	33934	338591	143
	CO-OPERATIVE BANKS										
33	STATE CO-OP. BANK	39566	3	20821	4	54166	7	0	0	0	0
	Total Cooperative Bank	39566	3	20821	4	54166	7	0	0	0	0
	REGIONAL RURAL BANKS										
34	DAKSHIN BIHAR GRAMIN BANK	440115	65	3966124	1108	2943760	934	1	353	65377	12
35	UTTAR BIHAR GRAMIN BANK	10235	0	3103944	881	2386548	881	0	0	2146714	1
	Total Region Rural Bank	450350	65	7070068	1989	5330308	1815	1	353	2212091	13
	SMALL FINANCE BANK										
36	JANA SFB	0	0	0	0	0	0	0	0	0	0
37	UTKARSH SFB	0	0	0	0	0	0	0	0	0	0
38	UJJWAN SFB	0	0	0	0	0	0	0	0	0	0
	Total Small Financial Bank	0	0	0	0	0	0	0	0	0	0
	TOTAL FOR BIHAR	3456065	1018	46396025	11968	39230281	11091	13	34287	2550682	156

STATE LEVEL BANKERS' COMMITTEE BIHAR, PATNA
(CONVENOR- STATE BANK OF INDIA) : FY 2019-20
STAND UP INDIA : As ON 31.12.2019

SL No	BANK NAMES	Total No. of Branches in the State	Number of branches which have given loan	Loans given to		
				No. of SC	No. of ST	No. of Women
	LEAD BANKS					
1	STATE BANK OF INDIA	961	16	7	0	15
2	CENTRAL BANK OF INDIA	439	11	0	0	12
3	PUNJAB NATIONAL BANK	575	19	1	0	17
4	CANARA BANK	247	43	5	1	57
5	UCO BANK	229	1	4	0	13
6	BANK OF BARODA	324	239	38	10	191
7	UNION BANK OF INDIA	159	1	0	0	1
	OTHER BANKS					
8	BANK OF INDIA	345	102	26	0	129
9	ALLAHABAD BANK	238	15	5	4	8
10	ANDHRA BANK	46	33	7	0	57
11	BANK OF MAHARASHTRA	13	25	0	0	25
12	CORPORATION BANK	43	0	0	0	0
13	INDIAN BANK	66	2	0	0	2
14	INDIAN OVERSEAS BANK	59	2	0	0	24
15	ORIENTAL BANK OF COM	52	0	0	0	0
16	PUNJAB AND SIND BANK	16	0	0	0	0
17	SYNDICATE BANK	74	3	3	0	3
18	UNITED BANK OF INDIA	92	62	6	0	56
	Total Public Sector Bank	3978	574	102	15	610
	PRIVATE BANKS					
19	IDBI	70	5	0	0	4
20	ICICI BANK	107	9	0	0	277
21	FEDERAL BANK	8	0	0	0	0
22	JAMMU KASHMIR BANK	0	0	0	0	0
23	SOUTH INDIAN BANK	1	0	0	0	0
24	AXIS BANK	131	0	0	0	0
25	HDFC BANK	109	0	0	0	0
26	INDUSIND BANK	36	0	0	0	0
27	KARNATAKA BANK	1	1	0	0	0
28	KOTAK MAHINDRA	22	0	0	0	0
29	YES BANK	3	0	0	0	0
30	BANDHAN BANK	463	0	0	0	0
31	DEVELOPMENT CREDIT BANK	0	0	0	0	0
32	RBL BANK	2	0	0	0	0
	Total Private Sector Bank	953	15	71	25	281
	Total COMM. BANKS	4931	589	173	40	891
	CO-OPERATIVE BANKS					
33	STATE CO-OP. BANK	286	0	0	0	0
	Total Cooperative Bank	286	0	0	0	0
	REGIONAL RURAL BANKS					
34	DAKSHIN BIHAR GRAMIN BANK	1078	19	4	0	17
35	UTTAR BIHAR GRAMIN BANK	1032	1	0	0	1
	Total Region Rural Bank	2110	20	4	0	18
	SMALL FINANCE BANK					
36	JANA SFB	18	0	0	0	0
37	UTKARSH SFB	126	0	0	0	0
38	UJJIVAN SFB	37	0	0	0	0
	Total Small Financial Bank	181	0	0	0	0
	TOTAL FOR BIHAR	7508	609	177	40	909

STATE LEVEL BANKERS' COMMITTEE BIHAR, PATNA

(CONVENOR- STATE BANK OF INDIA) FY : 2019-20

BANK WISE PROGRESS UNDER P M E G P - BANKWISE AS ON: 31.12.2019 (Rs. In Lacs)

SL. NO.	BANK NAME	TARGET	SANCTIONED		DISBURSED		ACHIEV %AGE
		NO.	NO.	AMOUNT	NO.	AMOUNT	NO.
	LEAD BANKS						
1	STATE BANK OF INDIA	719	111	825	41	330	5.70
2	CENTRAL BANK OF INDIA	386	32	327	28	215	7.25
3	PUNJAB NATIONAL BANK	486	50	185	15	42	3.09
4	CANARA BANK	258	96	1788	82	1540	31.78
5	UCO BANK	251	22	248	18	98	7.17
6	BANK OF BARODA	340	104	832	104	832	30.59
7	UNION BANK OF INDIA	198	44	528	44	528	22.22
	OTHER BANKS						
8	BANK OF INDIA	334	117	1073	117	678	35.03
9	ALLAHABAD BANK	236	78	722	78	722	33.05
10	ANDHRA BANK	39	117	779	117	779	300.00
11	BANK OF MAHARASHTRA	12	0	0	0	0	0.00
12	CORPORATION BANK	40	0	0	0	0	0.00
13	INDIAN BANK	88	20	354	20	354	22.73
14	INDIAN OVERSEAS BANK	71	24	102	24	102	33.80
15	ORIENTAL BANK OF COM	56	10	35	10	23	17.86
16	PUNJAB AND SIND BANK	13	0	0	0	0	0.00
17	SYNDICATE BANK	63	152	495	152	495	241.27
18	UNITED BANK OF INDIA	94	3	35	3	35	3.19
	Total Public Sector Bank	3684	980	8328	853	6773	23.15
	PRIVATE BANKS						
19	IDBI	84	52	194	52	194	61.90
20	ICICI BANK	109	0	0	0	0	0.00
21	FEDERAL BANK	7	0	0	0	0	0.00
22	JAMMU KASHMIR BANK	1	0	0	0	0	0.00
23	SOUTH INDIAN BANK	1	0	0	0	0	0.00
24	AXIS BANK	134	3	5	3	5	2.24
25	HDFC BANK	146	0	0	0	0	0.00
26	INDUSIND BANK	23	0	0	0	0	0.00
27	KARNATAKA BANK	1	0	0	0	0	0.00
28	KOTAK MAHINDRA	12	0	0	0	0	0.00
29	YES BANK	2	0	0	0	0	0.00
30	BANDHAN BANK	399	0	0	0	0	0.00
31	DEVELOPMENT CREDIT BANK	0	0	0	0	0	0.00
32	RBL BANK	0	0	0	0	0	0.00
	Total Private Sector Bank	919	55	199	55	199	5.98
	Total COMM. BANKS	4603	1035	8527	908	6972	19.73
	CO-OPERATIVE BANKS						
33	STATE CO-OP. BANK	0	0	0	0	0	0.00
	Total Cooperative Bank	0	0	0	0	0	0.00
	REGIONAL RURAL BANKS						
34	DAKSHIN BIHAR GRAMIN BANK	157	14	40	14	25	8.92
35	UTTAR BIHAR GRAMIN BANK	183	242	614	242	614	132.24
	Total Region Rural Bank	340	256	654	256	639	75.29
	SMALL FINANCE BANK						
36	JANA SFB	0	0	0	0	0	0.00
37	UTKARSH SFB	0	0	0	0	0	0.00
38	UJJIVAN SFB	0	0	0	0	0	0.00
	Total Small Financial Bank	0	0	0	0	0	0.00
	TOTAL FOR BIHAR	4943	1291	9181	1164	7611	23.55

STATE LEVEL BANKERS' COMMITTEE BIHAR, PATNA

CONVENOR- STATE BANK OF INDIA FY : 2019-20

PRADHAN MANTRI SOCIAL SECURITY SCHEMES STATUS AS ON : 31.12.2019

SRNO.	BANK NAME	NO. OF PMJIBY NEW ENROLLMENTS DONE DURING FY: 2019-20 (As On: 31.12.2019)	TOTAL NO. OF PMJIBY ENROLLMENTS IN FORCE UPTO 31.12.2019 (NEW+RENEWAL)	NO. OF PMJIBY CLAIMS RECEIVED DURING FY: 2019-20 (As On: 31.12.2019)	TOTAL(CUM) NO. OF PMJIBY CLAIMS SETTLED UPTO 31.12.2019	NO. OF PMJIBY CLAIMS SETTLED DURING FY: 2019-20 (As On: 31.12.2019)	NO. OF PMJIBY ENROLLMENTS IN FORCE UPTO 31.12.2019 (NEW+RENEWAL)	NO. OF PMSBY ENROLLMENTS DONE DURING FY: 2019-20 (As On: 31.12.2019)	TOTAL(CUM) NO. OF PMSBY ENROLLMENTS IN FORCE UPTO 31.12.2019	NO. OF PMSBY CLAIMS RECEIVED DURING FY: 2019-20 (As On: 31.12.2019)	TOTAL(CUM) NO. OF PMSBY CLAIMS RECEIVED UPTO 31.12.2019	NO. OF PMSBY CLAIMS SETTLED DURING FY: 2019-20 (As On: 31.12.2019)	TOTAL(CUM) NO. OF PMSBY CLAIMS SETTLED UPTO 31.12.2019	NO. OF APY NEW ENROLLMENTS DONE DURING FY: 2019-20 (As On: 31.12.2019)	TOTAL NO. OF APY ENROLLMENTS IN FORCE UPTO 31.12.2019
	LEAD BANKS														
1	STATE BANK OF INDIA	271092	566113	120	634	120	1783970	848455	0	0	0	0	0	169318	532458
2	CENTRAL BANK OF INDIA	20155	109779	0	286	0	242609	50749	0	49	0	0	46	13685	62582
3	PUNJAB NATIONAL BANK	21420	59690	269	681	15	142648	62350	24	556	0	16	395	884	85148
4	CANARA BANK	15312	24323	20	37	0	155720	37230	8	17	0	0	3	8945	52445
5	UCO BANK	9809	10218	0	41	0	57726	7185	0	0	0	0	0	0	36976
6	BANK OF BARODA	19211	174428	0	0	0	107146	107146	3	3	0	0	4	13995	140906
7	UNION BANK OF INDIA	1430	46926	21	23	9	123747	6941	30	156	0	21	139	5819	24670
	OTHER BANKS														
8	BANK OF INDIA	27331	88480	104	424	97	285002	86185	3	55	0	3	49	22105	70636
9	ALLAHABAD BANK	2114	41332	16	71	15	230462	2633	6	30	0	5	27	23	32442
10	ANDHRA BANK	1050	7252	0	0	0	36477	500	0	0	0	0	0	906	11067
11	BANK OF MAHARASHTRA	58	4575	0	0	0	6797	134	0	0	0	0	0	0	1047
12	CORPORATION BANK	0	0	0	348	0	1033	291	0	0	0	0	0	0	0
13	INDIAN BANK	967	4627	0	0	0	8664	1725	1	7	0	0	0	986	11202
14	INDIAN OVERSEAS BANK	473	3962	19	23	5	6228	540	6	6	0	0	4	2756	6443
15	ORIENTAL BANK OF COM	248	13976	0	0	0	72086	498	30	30	0	28	19	124	4535
16	PUNJAB AND SIND BANK	548	548	0	9	0	304	267	0	0	0	0	0	338	890
17	SYNDICATE BANK	504	35377	0	0	0	43277	2052	0	0	0	0	0	405	14425
18	UNITED BANK OF INDIA	282	22897	0	0	0	53760	630	0	0	0	0	0	1552	9512
	Total Public Sector Bank	392004	1213913	569	2577	261	3713848	1215511	111	909	0	73	686	241841	1097384
	PRIVATE BANKS														
19	IDBI	0	23434	0	0	0	36207	0	0	0	0	0	0	1190	8389
20	ICICI BANK	474	4624	0	0	0	20091	86	0	0	0	0	0	156	1443
21	FEDERAL BANK	0	0	0	0	0	0	0	0	0	0	0	0	0	0
22	JAMMU KASHMIR BANK	0	0	0	0	0	0	0	0	0	0	0	0	0	0
23	SOUTH INDIAN BANK	0	0	0	0	0	178	0	0	0	0	0	0	0	4
24	AXIS BANK	113	3616	0	0	0	9821	285	0	0	0	0	0	2003	11015
25	HDFC BANK	49	18604	0	0	0	32731	66	0	0	0	0	0	654	9599
26	INDUSIND BANK	0	0	0	0	0	0	0	0	0	0	0	0	0	0
27	KARNATAKA BANK	1	2	0	1	0	84	3	1	1	0	0	0	0	48
28	KOTAK MAHINDRA	6	741	3	3	3	1039	1	1	1	1	1	1	1	80
29	YES BANK	0	20	0	0	0	17	0	0	0	0	0	0	0	3
30	BANDHAN BANK	0	0	0	0	0	0	0	0	0	0	0	0	38	1572
31	DEVELOPMENT CREDIT BANK	0	0	0	0	0	0	0	0	0	0	0	0	0	0
32	RBL BANK	0	0	0	0	0	0	0	0	0	0	0	0	0	0
	Total Private Sector Bank	643	51041	3	4	3	100168	448	2	2	1	1	1	4042	32153
	Total COMM. BANKS	392647	1264954	572	2581	264	3814016	1215959	113	911	0	74	687	245883	1129537
	CO-OPERATIVE BANKS														
33	STATE CO-OP. BANK	1047	9232	5	17	1	23459	1998	1	1	0	0	0	8	988
	Total Cooperative Bank	1047	9232	5	17	1	23459	1998	1	1	0	0	0	8	988
	REGIONAL RURAL BANKS														
34	DAKSHIN BIHAR GRAMIN BANK	28725	214559	161	783	143	1619378	249129	55	298	0	47	201	41900	439611
35	UTTAR BIHAR GRAMIN BANK	3007	131878	255	1370	219	641933	4103	50	255	0	26	231	48939	136130
	Total Region Rural Bank	31732	346437	416	2153	362	2261311	253232	105	553	0	73	432	90839	635741
	SMALL FINANCE BANK														
36	JANA SFB	0	0	0	0	0	0	0	0	0	0	0	0	0	0
37	UTKARSH SFB	0	0	0	0	0	0	0	0	0	0	0	0	0	0
38	UJIVAN SFB	0	0	0	0	0	0	0	0	0	0	0	0	0	0
	Total Small Financial Bank	0	0	0	0	0	0	0	0	0	0	0	0	0	0
39	JEEVIKA	2235134	4722976	0	1246	0	4722976	2235134	0	1246	0	0	927	0	0
	Total FOR BIHAR	2660560	6348599	993	5997	627	10826762	3706323	219	2711	0	147	2046	336730	1766266

LIST OF PENDING URCS ALLOTTED TO BANKS FOR OPENING OF BANKING OUTLETS AS ON 31.12.2019

SI NO.	DISTRICT	VILLAGE	POPULATION	ALLOTTED TO	STATUS
1	PASHCHIM CHAMPARAN	TOLA GAHIRI	6685	BANDHAN BANK	YET TO BE OPENED
2	PURBI CHAMPARAN	DHEKAHA	6225	BANDHAN BANK	YET TO BE OPENED
3	PASHCHIM CHAMPARAN	MATHIYA	5526	HDFC	YET TO BE OPENED
4	ARARIA	GHORAGHAT	5930	INDUSIND BANK	YET TO BE OPENED
5	DARBHANGA	RUPAULI	5809	KOTAK	YET TO BE OPENED
6	PATNA	BURHARA	6061	KOTAK	YET TO BE OPENED
7	JAMUI	ARNAWAN BANK	6782	UNITED BANK OF INDIA	YET TO BE OPENED

STATE LEVEL BANKERS' COMMITTEE BIHAR, PATNA											
(CONVENOR- STATE BANK OF INDIA) FY : 2019-20											
BANK WISE BARNCH, ATM,ATM CARD AND POS STATUS AS ON 31.12.2019											
SL	BANK NAME	BRANCH				ATM				ATM CARD	POS
		Rural	Semi-Urban	Urban	Total	Rural	Semi-Urban	Urban	Total		
	LEAD BANKS										
1	STATE BANK OF INDIA	374	365	222	961	162	707	1292	2161	33459734	18067
2	CENTRAL BANK OF INDIA	200	138	101	439	140	105	72	317	6549286	180
3	PUNJAB NATIONAL BANK	376	112	87	575	262	172	259	693	10270087	1664
4	CANARA BANK	92	77	78	247	86	80	169	335	1268723	796
5	UCO BANK	139	54	36	229	91	51	35	177	0	366
6	BANK OF BARODA	99	112	113	324	99	120	137	356	0	1434
7	UNION BANK OF INDIA	53	66	40	159	43	67	44	154	0	294
	OTHER BANKS										
8	BANK OF INDIA	169	108	68	345	117	151	125	393	4894718	1634
9	ALLAHABAD BANK	124	56	58	238	28	43	82	153	0	5
10	ANDHRA BANK	9	6	31	46	7	7	30	44	0	157
11	BANK OF MAHARASHTRA	0	2	11	13	0	0	5	5	0	7
12	CORPORATION BANK	9	15	19	43	8	15	20	43	0	256
13	INDIAN BANK	22	24	20	66	22	24	20	66	14277	166
14	INDIAN OVERSEAS BANK	12	18	29	59	4	14	27	45	102743	118
15	ORIENTAL BANK OF COM	10	19	23	52	26	23	3	52	0	230
16	PUNJAB AND SIND BANK	0	1	15	16	0	1	11	12	0	8
17	SYNDICATE BANK	22	16	36	74	20	12	30	62	0	155
18	UNITED BANK OF INDIA	37	22	33	92	13	19	53	85	0	172
	Total Public Sector Bank	1747	1211	1020	3978	1128	1611	2414	5153	56559568	25709
	PRIVATE BANKS										
19	IDBI	20	20	30	70	30	30	94	154	0	1330
20	ICICI BANK	11	36	60	107	20	72	215	307	0	2850
21	FEDERAL BANK	0	3	5	8	2	5	2	9	0	31
22	JAMMU KASHMIR BANK	0	0	0	0	0	0	0	0	0	0
23	SOUTH INDIAN BANK	0	0	1	1	0	0	2	2	0	10
24	AXIS BANK	16	51	64	131	38	142	199	379	0	10180
25	HDFC BANK	3	43	63	109	2	69	237	308	0	9211
26	INDUSIND BANK	5	4	27	36	3	6	51	60	0	0
27	KARNATAKA BANK	0	0	1	1	0	0	1	1	446	13
28	KOTAK MAHINDRA	6	6	10	22	6	6	12	24	0	274
29	YES BANK	0	0	3	3	0	0	4	4	0	718
30	BANDHAN BANK	187	195	81	463	0	11	25	36	951392	681
31	DEVELOPMENT CREDIT BANK	0	0	0	0	0	0	0	0	0	0
32	RBL BANK	0	0	2	2	0	0	0	0	0	0
	Total Private Sector Bank	248	358	347	953	101	341	842	1284	951838	25298
	Total COMM. BANKS	1995	1569	1367	4931	1229	1952	3256	6437	57511406	51007
	CO-OPERATIVE BANKS										
33	STATE CO-OP. BANK	165	64	57	286	65	46	27	138	227408	0
	Total Cooperative Bank	165	64	57	286	65	46	27	138	227408	0
	REGIONAL RURAL BANKS										
34	DAKSHIN BIHAR GRAMIN BANK	813	204	61	1078	0	0	0	0	2283535	0
35	UTTAR BIHAR GRAMIN BANK	639	349	44	1032	0	0	0	0	1014536	0
	Total Region Rural Bank	1452	553	105	2110	0	0	0	0	3298071	0
	SMALL FINANCE BANK										
36	JANA SFB	5	1	12	18	0	3	3	6	0	0
37	UTKARSH SFB	54	34	38	126	3	3	27	33	0	0
38	UJJIVAN SFB	6	15	16	37	0	5	20	25	0	0
	Total Small Financial Bank	65	50	66	181	3	11	50	64	0	0
	TOTAL FOR BIHAR	3677	2236	1595	7508	1297	2009	3333	6639	61036885	51007

STATE LEVEL BANKERS' COMMITTEE BIHAR, PATNA											
(CONVENOR- STATE BANK OF INDIA)						FY : 2019-20					
DISTRICT WISE BRANCH, ATM,ATM CARD AND POS STATUS AS ON 31.12.2019											
SL	DISTRICT NAME	BRANCH				ATM				ATM CARD	POS
		Rural	Semi-Urban	Urban	Total	Rural	Semi-Urban	Urban	Total		
1	Araria	71	74	3	148	17	61	2	80	1493891	592
2	Arwal	40	18	1	59	21	9	3	33	398059	176
3	Aurangabad	120	37	23	180	43	44	41	128	1670830	608
4	Banka	74	35	4	113	35	49	3	87	731504	348
5	Begusarai	83	100	38	221	45	77	68	190	1435772	1292
6	Bhagalpur	109	82	83	274	50	96	157	303	1476909	1859
7	Bhojpur	129	49	51	229	43	47	112	202	1558652	1333
8	Buxar	90	37	26	153	21	27	46	94	1081621	645
9	Darbhangha	114	60	70	244	49	32	139	220	2208823	1737
10	East Champaran	106	122	46	274	39	55	89	183	2815107	2048
11	Gaya	178	41	85	304	88	48	214	350	2702270	2222
12	Gopalganj	117	63	0	180	45	78	9	132	1647826	871
13	Jamui	76	38	1	115	19	28	2	49	908282	407
14	Jehanabad	58	14	22	94	20	12	39	71	626056	342
15	Kaimur	78	37	3	118	9	54	7	70	1042983	495
16	Katihar	102	34	41	177	25	22	74	121	1582947	778
17	Khagaria	54	58	3	115	19	56	7	82	635360	448
18	Kishanganj	57	27	21	105	15	16	42	73	1090185	406
19	Lakhisarai	44	32	1	77	5	35	2	42	448657	269
20	Madhepura	36	73	1	110	13	67	3	83	1285296	736
21	Madhubani	122	144	5	271	36	125	6	167	2244415	1223
22	Munger	62	26	42	130	24	23	54	101	735667	676
23	Muzaffarpur	179	83	114	376	89	60	290	439	2757299	3585
24	Nalanda	146	58	42	246	25	63	86	174	1601150	1000
25	Nawada	73	59	3	135	6	59	3	68	1314427	478
26	Patna	221	160	538	919	115	186	1208	1509	5342298	15658
27	Purnea	96	46	72	214	37	21	79	137	2259880	1413
28	Rohtas	135	47	44	226	25	62	77	164	1884893	1008
29	Saharsa	47	25	25	97	14	12	69	95	1134033	701
30	Samastipur	165	114	3	282	50	136	17	203	2334299	1104
31	Saran	160	48	46	254	44	40	97	181	2614863	1181
32	Sheikhpura	31	28	3	62	5	31	3	39	598459	156
33	Sheohar	21	24	0	45	10	14	0	24	186299	147
34	Sitamarhi	70	95	1	166	34	67	7	108	1543641	756
35	Siwan	129	57	50	236	50	37	78	165	1913960	1207
36	Supaul	51	69	0	120	30	72	3	105	1408151	562
37	Vaishali	138	54	45	237	46	41	125	212	1993316	1555
38	West Champaran	95	68	39	202	36	47	72	155	2328805	985
	TOTAL FOR BIHAR	3677	2236	1595	7508	1297	2009	3333	6639	61036885	51007

STATE LEVEL BANKERS' COMMITTEE BIHAR, PATNA

(CONVENOR- STATE BANK OF INDIA) FY : 2019-20

ATM NETWORK AS ON 31.12.2019

Sl. No.	Banks Name	Number of ATMs				Total ATM Card issued No.	Out which ATM Card issued to KCC account
		No. of ATMs as on 30.09.2019 (A)	No. of ATMs opened during the Quarter 31.12.2019 (B)	No. of ATMs closed during the Quarter Dec. 2019 (C)	Total No. of ATMs (D=A+B-C)		
	LEAD BANKS						
1	STATE BANK OF INDIA	2150	18	7	2161	33459734	232873
2	CENTRAL BANK OF INDIA	284	37	4	317	6549286	263456
3	PUNJAB NATIONAL BANK	693	0	0	693	10270087	141741
4	CANARA BANK	337	0	2	335	1268723	84888
5	UCO BANK	177	0	0	177	0	0
6	BANK OF BARODA	356	0	0	356	0	0
7	UNION BANK OF INDIA	154	0	0	154	0	0
	OTHER BANKS						
8	BANK OF INDIA	393	0	0	393	4894718	159653
9	ALLAHABAD BANK	153	0	0	153	0	0
10	ANDHRA BANK	44	0	0	44	0	0
11	BANK OF MAHARASHTRA	0	5	0	5	0	0
12	CORPORATION BANK	43	0	0	43	0	0
13	INDIAN BANK	66	0	0	66	14277	2004
14	INDIAN OVERSEAS BANK	45	1	1	45	102743	2831
15	ORIENTAL BANK OF COM	52	0	0	52	0	0
16	PUNJAB AND SIND BANK	12	0	0	12	0	0
17	SYNDICATE BANK	62	0	0	62	0	0
18	UNITED BANK OF INDIA	85	0	0	85	0	0
	Total Public Sector Bank	5106	61	14	5153	56559568	887446
	PRIVATE BANKS						
19	IDBI	154	0	0	154	0	0
20	ICICI BANK	307	0	0	307	0	0
21	FEDERAL BANK	9	0	0	9	0	0
22	JAMMU KASHMIR BANK	0	0	0	0	0	0
23	SOUTH INDIAN BANK	2	0	0	2	0	0
24	AXIS BANK	386	11	18	379	0	0
25	HDFC BANK	302	7	1	308	0	0
26	INDUSIND BANK	60	0	0	60	0	0
27	KARNATAKA BANK	1	0	0	1	446	0
28	KOTAK MAHINDRA	22	2	0	24	0	0
29	YES BANK	4	0	0	4	0	0
30	BANDHAN BANK	36	0	0	36	951392	0
31	DEVELOPMENT CREDIT BANK	0	0	0	0	0	0
32	RBL BANK	0	0	0	0	0	0
	Total Private Sector Bank	1283	20	19	1284	951838	0
	Total COMM. BANKS	6389	81	33	6437	57511406	887446
	CO-OPERATIVE BANKS						
33	STATE CO-OP. BANK	138	0	0	138	227408	71737
	Total Cooperative Bank	138	0	0	138	227408	71737
	REGIONAL RURAL BANKS						
34	DAKSHIN BIHAR GRAMIN BANK	0	0	0	0	2283535	270220
35	UTTAR BIHAR GRAMIN BANK	0	0	0	0	1014536	471151
	Total Region Rural Bank	0	0	0	0	3298071	741371
	SMALL FINANCE BANK						
36	JANA SFB	6	0	0	6	0	0
37	UTKARSH SFB	33	0	0	33	0	0
38	UJJIVAN SFB	22	3	0	25	0	0
	Total Small Financial Bank	61	3	0	64	0	0
	TOTAL FOR BIHAR	6588	84	33	6639	61036885	1700554

STATE LEVEL BANKERS' COMMITTEE BIHAR, PATNA

(CONVENOR- STATE BANK OF INDIA) FY : 2019-20

ATM NETWORK AS ON 31.12.2019

Sl. No.	District	Number of ATMs				Total ATM Card issued No.	Out which ATM Card issued to KCC account
		No. of ATMs as on 30.09.2019 (A)	No. of ATMs opened during the Quarter Dec. 2019 (B)	No. of ATMs closed during the Quarter Dec. 2019 (C)	Total No. of ATMs (D=A+B-C)		
1	Araria	84	0	4	80	1493891	50935
2	Arwal	35	0	2	33	398059	29861
3	Aurangabad	130	0	2	128	1670830	61538
4	Banka	87	0	0	87	731504	13405
5	Begusarai	190	0	0	190	1435772	32285
6	Bhagalpur	292	12	1	303	1476909	17540
7	Bhojpur	205	2	5	202	1558652	48958
8	Buxar	93	1	0	94	1081621	37459
9	Darbhanga	217	3	0	220	2208823	37910
10	East Champaran	174	9	0	183	2815107	118884
11	Gaya	351	1	2	350	2702270	62478
12	Gopalganj	130	2	0	132	1647826	83011
13	Jamui	49	0	0	49	908282	14000
14	Jehanabad	70	1	0	71	626056	14776
15	Kaimur	70	0	0	70	1042983	53014
16	Katihar	121	1	1	121	1582947	40125
17	Khagaria	82	0	0	82	635360	8650
18	Kishanganj	74	0	1	73	1090185	30943
19	Lakhisarai	41	1	0	42	448657	8695
20	Madhepura	83	0	0	83	1285296	40744
21	Madhubani	165	2	0	167	2244415	62363
22	Munger	100	1	0	101	735667	5495
23	Muzaffarpur	438	3	2	439	2757299	98640
24	Nalanda	173	2	1	174	1601150	52465
25	Nawada	67	1	0	68	1314427	48392
26	Patna	1496	13	0	1509	5342298	69878
27	Purnea	141	1	5	137	2259880	52511
28	Rohtas	156	8	0	164	1884893	58308
29	Saharsa	95	1	1	95	1134033	25327
30	Samastipur	201	3	1	203	2334299	37993
31	Saran	178	3	0	181	2614863	51894
32	Sheikhpura	39	0	0	39	598459	7843
33	Sheohar	24	0	0	24	186299	10800
34	Sitamarhi	108	1	1	108	1543641	39585
35	Siwan	160	5	0	165	1913960	59647
36	Supaul	105	0	0	105	1408151	48001
37	Vaishali	212	3	3	212	1993316	79274
38	West Champaran	152	4	1	155	2328805	86927
	TOTAL FOR BIHAR	6588	84	33	6639	61036885	1700554

STATE LEVEL BANKERS' COMMITTEE BIHAR, PATNA								
(CONVENOR- STATE BANK OF INDIA) FY : 2019-20								
BANKWISE PERFORMANCE : PERFORMANCE OF BUSINESS CORRESPONDENTS (BCs) & BUSINESS CORRESPONDENT AGENTS (BCAs)								
AS ON : 31.12.2019								
SL	BANK NAME	No of CSP/Bank Mitra Engaged	Transaction details of BCAs				Cumulative Achievement upto : 31.12.2019 (since inception)	
			No of Accounts opened during FY : 2019-20	Amount (in Lacs) during FY : 2019-20	No. of (Debit/Credit) transaction made in the A/c during FY : 2019-20	Amount of transaction (Debit/Credit) made in the a/c during FY : 2019-20 (Amt. in Lacs)	No. of Accounts Opened	Amount of Transactions (Debit/Credit) made in the A/C (Amt. in Lacs)
	LEAD BANKS							
1	STATE BANK OF INDIA	5655	2822720	21834	59098513	2884467	25312199	7366512
2	CENTRAL BANK OF INDIA	1045	399584	17630	355909	20903	5257834	52329
3	PUNJAB NATIONAL BANK	1152	168503	342	1008121	37806	6091824	342066
4	CANARA BANK	468	10093	1351	100391	720	1049459	317959
5	UCO BANK	596	18765	516	4741	218	310963	14244
6	BANK OF BARODA	1249	598786	323	1884515	55593	3883999	113699
7	UNION BANK OF INDIA	0	0	0	0	0	440960	34095
	OTHER BANKS							
8	BANK OF INDIA	607	243205	546	13995	1382	1780654	20531
9	ALLAHABAD BANK	561	380661	190974	11117	99523	1314086	201869
10	ANDHRA BANK	3	0	50	0	0	72525	0
11	BANK OF MAHARASHTRA	0	0	0	0	0	16863	0
12	CORPORATION BANK	2	5382	0	0	55	102843	137
13	INDIAN BANK	50	3280	87	2639	261	87701	843
14	INDIAN OVERSEAS BANK	23	2134	93	12739	1172	120542	1708
15	ORIENTAL BANK OF COM	21	5579	1638	0	25710	64273	50957
16	PUNJAB AND SIND BANK	0	0	0	0	0	0	0
17	SYNDICATE BANK	37	5939	2604	731	189707	202638	380835
18	UNITED BANK OF INDIA	138	0	0	711557	10475	0	18383
	Total Public Sector Bank	11607	4664631	237988	63204968	3327992	46109363	8916167
	PRIVATE BANKS							
19	IDBI	0	0	0	0	0	0	0
20	ICICI BANK	0	0	0	0	0	0	0
21	FEDERAL BANK	0	0	0	0	0	0	0
22	JAMMU KASHMIR BANK	0	0	0	0	0	0	0
23	SOUTH INDIAN BANK	0	0	0	0	0	0	0
24	AXIS BANK	10	0	0	2	0	0	0
25	HDFC BANK	2	0	7	113	0	538088	24
26	INDUSIND BANK	4	0	0	0	0	0	0
27	KARNATAKA BANK	0	0	0	0	0	0	0
28	KOTAK MAHINDRA	0	0	0	0	0	0	0
29	YES BANK	0	0	0	0	0	0	1616
30	BANDHAN BANK	0	0	0	0	0	0	0
31	DEVELOPMENT CREDIT BANK	0	0	0	0	0	0	0
32	RBL BANK	0	0	0	0	0	0	0
	Total Private Sector Bank	16	0	7	115	0	538088	1640
	Total COMM. BANKS	11623	4664631	237995	63205083	3327992	46647451	8917807
	CO-OPERATIVE BANKS							
33	STATE CO-OP. BANK	0	0	0	0	0	0	0
	Total Cooperative Bank	0	0	0	0	0	0	0
	REGIONAL RURAL BANKS							
34	DAKSHIN BIHAR GRAMIN BANK	2226	270337	3112	5921046	203507	7582102	1240311
35	UTTAR BIHAR GRAMIN BANK	3439	861692	12243	451994	186948	10146383	816880
	Total Region Rural Bank	5665	1132029	15355	6373040	390455	17728485	2057191
	SMALL FINANCE BANK							
36	JANA SFB	0	0	0	0	0	0	0
37	UTKARSH SFB	0	524	0	0	0	524	0
38	UJJIVAN SFB	0	0	0	0	0	0	0
	Total Small Financial Bank	0	524	0	0	0	524	0
	TOTAL FOR BIHAR	17288	5797184	253350	69578123	3718447	64376460	10974998

STATE LEVEL BANKERS' COMMITTEE BIHAR, PATNA

(CONVENOR- STATE BANK OF INDIA) FY : 2019-20

DISTRICT-WISE PERFORMANCE : Performance of Business Corrospodents (BCs) and Business Corrospodent Agents (BCAs)

As On 31.12.2019

SL	DISTRICT NAME	No of CSP/Bank Mitra Engaged	Transaction details of BCAs				Cumulative Achievement upto : 31.12.2019 (since Inception)	
			No of Accounts opened during FY : 2019-20	Amount (amt in Lacs) during FY : 2019-20	No. of (Debit/Credit) transaction mad in the A/c during FY : 2019-20	Amount of transaction (Debit/Credit) made in the a/c during FY : 2019-20 (Amt. in Lacs)	No. of Accounts Opened	Amt of Transactions (Debit/Credit) made in the A/C (Amt. in Lacs)
1	Araria	393	136777	8361	623963	36440	1860411	103124
2	Arwal	138	32697	6093	182499	8113	474501	60511
3	Aurangabad	443	96328	6369	1182223	56439	1400217	167207
4	Banka	304	87048	2191	579566	30766	746801	167117
5	Begusarai	405	92130	2398	2320720	117837	1602567	366095
6	Bhagalpur	461	107360	2896	1567641	68805	1186932	225788
7	Bhojpur	599	109120	1193	2767799	121048	1805470	342184
8	Buxar	295	78375	7795	624823	45287	1356600	132767
9	Darbhanga	574	219483	4070	1457650	94807	2181368	287244
10	East Champaran	794	353368	7069	3647002	211051	3066217	556725
11	Gaya	761	189007	1462	2659284	120385	2972477	350598
12	Gopalganj	559	223550	3004	2627774	143312	1559622	365094
13	Jamui	213	80057	1310	565487	26774	1049038	126674
14	Jehanabad	125	31504	822	207181	12347	634834	39726
15	Kaimur	260	45016	1430	674710	30723	1104241	123317
16	Katihar	470	184649	14163	1772999	94977	1547090	248580
17	Khagaria	247	72074	2226	1104154	56485	977499	301260
18	Kishanganj	389	116214	2292	1441991	76405	1208995	216951
19	Lakhisarai	227	44927	440	1880385	87233	640550	328212
20	Madhepura	369	156175	2510	1968928	102644	1328849	274818
21	Madhubani	607	232828	17560	1675600	108350	2621495	338553
22	Munger	334	61314	2240	3181071	156961	678074	428311
23	Muzaffarpur	856	259044	10562	2168313	137089	2224046	341063
24	Nalanda	467	113451	14043	1699610	70361	1598246	250094
25	Nawada	351	112627	3569	1665663	75651	1582601	237485
26	Patna	565	297429	29374	1396316	78673	4887861	227391
27	Purnea	860	234023	6441	4919672	241925	2421696	622888
28	Rohtas	430	133473	14836	1979137	103559	1877223	296454
29	Saharsa	453	160158	2377	2715735	132071	1429369	363616
30	Samastipur	659	227955	9654	4054668	212889	2285346	647797
31	Saran	660	300070	18215	3059290	151701	2741071	420658
32	Sheikhpura	89	26368	542	384790	35224	384509	139829
33	Sheohar	130	40650	387	110746	11547	519938	47716
34	Sitamarhi	624	215989	19201	1646797	143788	1989517	363717
35	Siwan	558	202540	6235	1806309	109967	1954305	311707
36	Supaul	452	155809	2332	2514637	130512	1486882	351100
37	Vaishali	485	225069	14861	1622696	109229	2151772	337186
38	West Champaran	682	342528	2827	3120294	167072	2838230	465441
	TOTAL FOR BIHAR	17288	5797184	253350	69578123	3718447	64376460	10974998

STATE LEVEL BANKERS' COMMITTEE BIHAR, PATNA			
(CONVENOR- STATE BANK OF INDIA) FY : 2019-20			
CUMULATIVE REPORT AS ON 31.12.2019			
BANKWISE PERFORMANCE : MOBILE BANKING & INTERNET BANKING			
SL. NO.	BANK NAME	Mobile Banking	Internet Banking
	LEAD BANKS		
1	STATE BANK OF INDIA	1308916	2354874
2	CENTRAL BANK OF INDIA	142652	178321
3	PUNJAB NATIONAL BANK	919671	1204032
4	CANARA BANK	117442	342350
5	UCO BANK	141422	81324
6	BANK OF BARODA	108529	72593
7	UNION BANK OF INDIA	46689	35702
	OTHER BANKS		
8	BANK OF INDIA	6926	257398
9	ALLAHABAD BANK	216173	97398
10	ANDHRA BANK	17673	21828
11	BANK OF MAHARASHTRA	17855	30382
12	CORPORATION BANK	384457	18216
13	INDIAN BANK	28741	23936
14	INDIAN OVERSEAS BANK	32625	16798
15	ORIENTAL BANK OF COM	85967	99745
16	PUNJAB AND SIND BANK	69886	2756
17	SYNDICATE BANK	215339	14210
18	UNITED BANK OF INDIA	23181	18017
	Total Public Sector Bank	3884144	4869880
	PRIVATE BANKS		
19	IDBI	22973	16356
20	ICICI BANK	0	0
21	FEDERAL BANK	45933	37799
22	JAMMU KASHMIR BANK	0	0
23	SOUTH INDIAN BANK	2561	895
24	AXIS BANK	441102	436076
25	HDFC BANK	0	0
26	INDUSIND BANK	0	0
27	KARNATAKA BANK	415	276
28	KOTAK MAHINDRA	0	0
29	YES BANK	0	0
30	BANDHAN BANK	0	0
31	DEVELOPMENT CREDIT BANK	0	0
32	RBL BANK	0	0
	Total Private Sector Bank	512984	491402
	Total COMM. BANKS	4397128	5361282
	CO-OPERATIVE BANKS		
33	STATE CO-OP. BANK	0	0
	Total Cooperative Bank	0	0
	REGIONAL RURAL BANKS		
34	DAKSHIN BIHAR GRAMIN BANK	146247	0
35	UTTAR BIHAR GRAMIN BANK	0	0
	Total Region Rural Bank	146247	0
	SMALL FINANCE BANK		
36	JANA SFB	3087	816
37	UTKARSH SFB	7353	2713
38	UJJIVAN SFB	193030	210783
	Total Small Financial Bank	203470	214312
	TOTAL FOR BIHAR	4746845	5575594

STATE LEVEL BANKERS' COMMITTEE BIHAR, PATNA					
(CONVENOR- STATE BANK OF INDIA) FY : 2019-20					
MOBILE / AADHAAR SEEDING AND AUTHENTICATION STATUS As on 31.12.2019					
SI NO.	BANK NAME	TOTAL NUMBER OF ACTIVE ACCOUNTS IN BIHAR	TOTAL NO. OF ACCOUNTS SEEDED WITH MOBILE NUMBER	TOTAL NO. OF ACCOUNTS SEEDED WITH AADHAAR	TOTAL NO. OF ACCOUNTS AUTHENTICATED WITH UIDAI
	LEAD BANKS				
1	STATE BANK OF INDIA	26257085	18708746	20743440	9489720
2	CENTRAL BANK OF INDIA	7013292	4481546	5665154	5407704
3	PUNJAB NATIONAL BANK	16577230	7992822	9440627	7873830
4	CANARA BANK	1846738	2068925	1562710	1123808
5	UCO BANK	2589954	2084598	2357325	1983250
6	BANK OF BARODA	4997992	4597362	4453917	3692752
7	UNION BANK OF INDIA	98650	97502	93780	528163
	OTHER BANKS				
8	BANK OF INDIA	6664155	5918294	6259129	4588679
9	ALLAHABAD BANK	3394217	2125832	2565886	1840956
10	ANDHRA BANK	401925	388731	385952	292135
11	BANK OF MAHARASHTRA	77036	75182	35848	43370
12	CORPORATION BANK	495799	419799	349376	329376
13	INDIAN BANK	612889	387304	302413	254312
14	INDIAN OVERSEAS BANK	379745	299625	231356	144949
15	ORIENTAL BANK OF COM	288356	208632	286231	126806
16	PUNJAB AND SIND BANK	85280	77849	79467	48099
17	SYNDICATE BANK	378891	312652	324292	238295
18	UNITED BANK OF INDIA	1179337	897719	812600	247898
	Total Public Sector Bank	73338571	51143120	55949503	38254102
	PRIVATE BANKS				
19	IDBI	628809	442869	436476	491076
20	ICICI BANK	310038	300024	257635	0
21	FEDERAL BANK	45000	44500	35000	35000
22	JAMMU KASHMIR BANK	0	0	0	0
23	SOUTH INDIAN BANK	5057	4775	1577	0
24	AXIS BANK	471518	436809	340953	327162
25	HDFC BANK	427150	425603	254292	236297
26	INDUSIND BANK	373609	373508	367263	367263
27	KARNATAKA BANK	3287	3014	2534	1620
28	KOTAK MAHINDRA	141204	131277	130447	70526
29	YES BANK	7693	7693	5778	4929
30	BANDHAN BANK	1756996	1373410	134544	789279
31	DEVELOPMENT CREDIT BANK	0	0	0	0
32	RBL BANK	0	0	0	0
	Total Private Sector Bank	4170361	3543482	1966499	2323152
	Total COMM. BANKS	77508932	54686602	57916002	40577254
	CO-OPERATIVE BANKS				
33	STATE CO-OP. BANK	1822642	467453	606209	131035
	Total Cooperative Bank	1822642	467453	606209	131035
	REGIONAL RURAL BANKS				
34	DAKSHIN BIHAR GRAMIN BANK	8145725	4321325	7629589	5624381
35	UTTAR BIHAR GRAMIN BANK	10273014	6256763	8485704	6292352
	Total Region Rural Bank	18418739	10578088	16115293	11916733
	SMALL FINANCE BANK				
36	JANA SFB	41550	41196	40228	0
37	UTKARSH SFB	68352	66455	50851	0
38	UJJIVAN SFB	230862	241917	241917	0
	Total Small Financial Bank	340764	349568	332996	0
	TOTAL FOR BIHAR	98091077	66081711	74970500	52625022

STATE LEVEL BANKERS' COMMITTEE BIHAR, PATNA

(CONVENOR- STATE BANK OF INDIA) FY : 2019-20

BANK WISE PROGRESS UNDER FARM CREDIT AS ON 31.12.2019

		Rs. in Lakhs					
SL. NO.	BANK NAME	TARGET	SANCTIONED		DISBURSED		ACHIEV %AGE
		AMOUNT	NO.	AMOUNT	NO.	AMOUNT	AMOUNT
	LEAD BANKS						
1	STATE BANK OF INDIA	594513	223197	230507	223162	217901	36.65
2	CENTRAL BANK OF INDIA	217441	54122	52907	54122	35219	16.20
3	PUNJAB NATIONAL BANK	384765	76707	92238	76707	92238	23.97
4	CANARA BANK	179896	35729	52257	29900	46446	25.82
5	UCO BANK	201962	44273	46337	41956	40900	20.25
6	BANK OF BARODA	261424	86222	87461	86119	86992	33.28
7	UNION BANK OF INDIA	64856	9895	10259	9895	10258	15.82
	OTHER BANKS						
8	BANK OF INDIA	148745	49934	54050	49934	51041	34.31
9	ALLAHABAD BANK	245050	119398	141394	119398	141344	57.68
10	ANDHRA BANK	2817	1008	1080	1008	1080	38.34
11	BANK OF MAHARASHTRA	318	124	211	124	211	66.35
12	CORPORATION BANK	4514	896	1600	896	1600	35.45
13	INDIAN BANK	27102	11404	14616	11404	14616	53.93
14	INDIAN OVERSEAS BANK	33606	5305	10504	5305	10504	31.26
15	ORIENTAL BANK OF COM	1299	347	649	347	649	49.96
16	PUNJAB AND SIND BANK	565	1	8	1	8	1.42
17	SYNDICATE BANK	17076	3967	6941	3967	6941	40.65
18	UNITED BANK OF INDIA	39515	8926	18575	8907	18460	46.72
	Total Public Sector Bank	2425464	731455	821594	723152	776408	32.01
	PRIVATE BANKS						
19	IDBI	37139	19018	26880	11970	25298	68.12
20	ICICI BANK	39560	24006	29532	24006	29532	74.65
21	FEDERAL BANK	1405	1053	911	1053	911	64.84
22	JAMMU KASHMIR BANK	0	0	0	0	0	0.00
23	SOUTH INDIAN BANK	0	4	10	4	10	0.00
24	AXIS BANK	21876	1736	9649	1736	9642	44.08
25	HDFC BANK	104307	147305	47437	147305	47436	45.48
26	INDUSIND BANK	28072	0	0	0	0	0.00
27	KARNATAKA BANK	0	0	0	0	0	0.00
28	KOTAK MAHINDRA	0	2822	5634	2822	5634	0.00
29	YES BANK	0	5999	915	5999	915	0.00
30	BANDHAN BANK	382247	451036	271121	451036	271121	70.93
31	DEVELOPMENT CREDIT BANK	0	0	0	0	0	0.00
32	RBL BANK	0	0	0	0	0	0.00
	Total Private Sector Bank	614606	652979	392089	645931	390499	63.54
	Total COMM. BANKS	3040070	1384434	1213683	1369083	1166907	38.38
	CO-OPERATIVE BANKS						
33	STATE CO-OP. BANK	200840	166010	128965	166010	128965	64.21
	Total Cooperative Bank	200840	166010	128965	166010	128965	64.21
	REGIONAL RURAL BANKS						
34	DAKSHIN BIHAR GRAMIN BANK	791802	585705	470811	585705	468207	59.13
35	UTTAR BIHAR GRAMIN BANK	839149	591810	804623	591342	687776	81.96
	Total Region Rural Bank	1630951	1177515	1275434	1177047	1155983	70.88
	SMALL FINANCE BANK						
36	JANA SFB	3501	7401	3046	7401	3046	87.00
37	UTKARSH SFB	154253	329996	121560	329996	121560	78.81
38	UJJIVAN SFB	45585	115639	42772	115639	42772	93.83
	Total Small Financial Bank	203339	453036	167378	453036	167378	82.31
	TOTAL FOR BIHAR	5075200	3180995	2785460	3165176	2619233	51.61

STATE LEVEL BANKERS' COMMITTEE BIHAR, PATNA

(CONVENOR- STATE BANK OF INDIA) FY : 2019-20

BANK WISE PROGRESS UNDER AGRICULTURE INFRASTRUCTURE AS ON : 31.12.2019

SL. NO.	BANK NAME	TARGET	SANCTIONED		DISBURSED		ACHIEV %AGE
		AMOUNT	NO.	AMOUNT	NO.	AMOUNT	AMOUNT
	LEAD BANKS						
1	STATE BANK OF INDIA	51498	6	100	6	100	0.19
2	CENTRAL BANK OF INDIA	18818	34	581	34	491	2.61
3	PUNJAB NATIONAL BANK	33278	11	82	11	82	0.25
4	CANARA BANK	15563	4	350	4	257	1.65
5	UCO BANK	17464	635	1144	635	969	5.55
6	BANK OF BARODA	22612	1393	2450	1393	2450	10.83
7	UNION BANK OF INDIA	5601	33	297	33	297	5.30
	OTHER BANKS						
8	BANK OF INDIA	12869	0	0	0	0	0.00
9	ALLAHABAD BANK	21198	180	2567	180	2567	12.11
10	ANDHRA BANK	240	8	37	8	37	15.42
11	BANK OF MAHARASHTRA	28	0	0	0	0	0.00
12	CORPORATION BANK	387	0	0	0	0	0.00
13	INDIAN BANK	2327	0	0	0	0	0.00
14	INDIAN OVERSEAS BANK	2893	10	77	10	77	2.66
15	ORIENTAL BANK OF COM	100	0	0	0	0	0.00
16	PUNJAB AND SIND BANK	49	0	0	0	0	0.00
17	SYNDICATE BANK	1482	17	11	17	11	0.74
18	UNITED BANK OF INDIA	3421	0	0	0	0	0.00
	Total Public Sector Bank	209828	2331	7696	2331	7338	3.50
	PRIVATE BANKS						
19	IDBI	3227	0	0	0	0	0.00
20	ICICI BANK	3431	0	0	0	0	0.00
21	FEDERAL BANK	122	0	0	0	0	0.00
22	JAMMU KASHMIR BANK	0	0	0	0	0	0.00
23	SOUTH INDIAN BANK	0	0	0	0	0	0.00
24	AXIS BANK	1872	0	0	0	0	0.00
25	HDFC BANK	9021	5365	4009	5365	4009	44.44
26	INDUSIND BANK	2424	0	0	0	0	0.00
27	KARNATAKA BANK	0	0	0	0	0	0.00
28	KOTAK MAHINDRA	0	0	0	0	0	0.00
29	YES BANK	0	0	0	0	0	0.00
30	BANDHAN BANK	33060	0	0	0	0	0.00
31	DEVELOPMENT CREDIT BANK	0	0	0	0	0	0.00
32	RBL BANK	0	0	0	0	0	0.00
	Total Private Sector Bank	53157	5365	4009	5365	4009	7.54
	Total COMM. BANKS	262985	7696	11705	7696	11347	4.31
	CO-OPERATIVE BANKS						
33	STATE CO-OP. BANK	17378	0	0	0	0	0.00
	Total Cooperative Bank	17378	0	0	0	0	0.00
	REGIONAL RURAL BANKS						
34	DAKSHIN BIHAR GRAMIN BANK	68488	0	0	0	0	0.00
35	UTTAR BIHAR GRAMIN BANK	72591	0	0	0	0	0.00
	Total Region Rural Bank	141079	0	0	0	0	0.00
	SMALL FINANCE BANK						
36	JANA SFB	305	0	0	0	0	0.00
37	UTKARSH SFB	13344	0	0	0	0	0.00
38	UJJIVAN SFB	3942	0	0	0	0	0.00
	Total Small Financial Bank	17591	0	0	0	0	0.00
	TOTAL FOR BIHAR	439033	7696	11705	7696	11347	2.58

STATE LEVEL BANKERS' COMMITTEE BIHAR, PATNA									
(CONVENOR- STATE BANK OF INDIA) FY : 2019-20									
BANK-WISE PROGRESS UNDER ANCILLIARY ACTIVITIES AS ON 31.12.2019									
(Rs. In Lacs)									
SL. NO.	BANK NAME	TARGET		SANCTIONED		DISBURSED		ACHIEV %AGE	
		NO.	AMOUNT	NO.	AMOUNT	NO.	AMOUNT	NO.	AMOUNT
	LEAD BANKS								
1	STATE BANK OF INDIA	7023	56906	1346	6368	1346	6368	19.17	11.19
2	CENTRAL BANK OF INDIA	2573	20805	231	5662	231	5461	8.98	26.25
3	PUNJAB NATIONAL BANK	4537	36817	839	38557	839	38557	18.49	104.73
4	CANARA BANK	2125	17229	454	44155	361	39644	16.99	230.10
5	UCO BANK	2392	19338	1507	6973	1507	6255	63.00	32.35
6	BANK OF BARODA	3085	25000	15847	66099	15847	65699	513.68	262.80
7	UNION BANK OF INDIA	776	6217	104	522	104	515	13.40	8.28
	OTHER BANKS								
8	BANK OF INDIA	1752	14232	145	1286	145	1052	8.28	7.39
9	ALLAHABAD BANK	2898	23455	3296	8055	3296	8055	113.73	34.34
10	ANDHRA BANK	30	268	6	13	6	13	20.00	4.85
11	BANK OF MAHARASHTRA	4	29	0	0	0	0	0.00	0.00
12	CORPORATION BANK	51	433	0	0	0	0	0.00	0.00
13	INDIAN BANK	315	2602	236	1946	236	1946	74.92	74.79
14	INDIAN OVERSEAS BANK	398	3240	15	398	15	398	3.77	12.28
15	ORIENTAL BANK OF COM	7	120	6	668	6	668	85.71	556.67
16	PUNJAB AND SIND BANK	7	54	249	594	249	594	3557.14	1100.00
17	SYNDICATE BANK	202	1632	274	1163	274	1163	135.64	71.26
18	UNITED BANK OF INDIA	465	3780	0	0	0	0	0.00	0.00
	Total Public Sector Bank	28640	232157	24555	182459	24462	176388	85.41	75.98
	PRIVATE BANKS								
19	IDBI	439	3559	1	1	1	1	0.23	0.03
20	ICICI BANK	464	3795	0	0	0	0	0.00	0.00
21	FEDERAL BANK	16	134	0	0	0	0	0.00	0.00
22	JAMMU KASHMIR BANK	0	0	0	0	0	0	0.00	0.00
23	SOUTH INDIAN BANK	0	0	0	0	0	0	0.00	0.00
24	AXIS BANK	272	2117	0	0	0	0	0.00	0.00
25	HDFC BANK	1242	9976	94	11645	94	11645	7.57	116.73
26	INDUSIND BANK	332	2691	1817	20596	1817	20596	547.29	765.37
27	KARNATAKA BANK	0	0	0	0	0	0	0.00	0.00
28	KOTAK MAHINDRA	0	0	0	0	0	0	0.00	0.00
29	YES BANK	0	0	1	450	1	450	0.00	0.00
30	BANDHAN BANK	4515	36589	59685	36695	59685	36695	1321.93	100.29
31	DEVELOPMENT CREDIT BANK	0	0	0	0	0	0	0.00	0.00
32	RBL BANK	0	0	0	0	0	0	0.00	0.00
	Total Private Sector Bank	7280	58861	61598	69387	61598	69387	846.13	117.88
	Total COMM. BANKS	35920	291018	86153	251846	86060	245775	239.59	84.45
	CO-OPERATIVE BANKS								
33	STATE CO-OP. BANK	2372	19220	0	0	0	0	0.00	0.00
	Total Cooperative Bank	2372	19220	0	0	0	0	0.00	0.00
	REGIONAL RURAL BANKS								
34	DAKSHIN BIHAR GRAMIN BANK	9350	75782	0	0	0	0	0.00	0.00
35	UTTAR BIHAR GRAMIN BANK	9907	80307	0	0	0	0	0.00	0.00
	Total Region Rural Bank	19257	156089	0	0	0	0	0.00	0.00
	SMALL FINANCE BANK								
36	JANA SFB	41	332	0	0	0	0	0.00	0.00
37	UTKARSH SFB	1811	14743	0	0	0	0	0.00	0.00
38	UJJIVAN SFB	534	4365	0	0	0	0	0.00	0.00
	Total Small Financial Bank	2386	19440	0	0	0	0	0.00	0.00
	TOTAL FOR BIHAR	59935	485767	86153	251846	86060	245775	143.59	50.60

STATE LEVEL BANKERS' COMMITTEE BIHAR, PATNA

(CONVENOR- STATE BANK OF INDIA) FY : 2019-20

BANK WISE PROGRESS UNDER FARM MECHANISATION AS ON : 31.12.2019

SL. NO.	BANK NAME	TARGET		SANCTIONED		DISBURSED		ACHIEV %AGE	ACHIEV %AGE
		NO.	Amt	NO.	AMOUNT	NO.	AMOUNT	NO.	AMT
	LEAD BANKS								
1	STATE BANK OF INDIA	11610	43982	4804	6911	4804	6911	41.38	15.71
2	CENTRAL BANK OF INDIA	4250	16088	179	25	179	16	4.21	0.10
3	PUNJAB NATIONAL BANK	7515	28470	38	362	38	362	0.51	1.27
4	CANARA BANK	3509	13298	11	74	5	46	0.14	0.35
5	UCO BANK	3953	14947	1037	1748	956	1520	24.18	10.17
6	BANK OF BARODA	5111	19343	103	540	103	540	2.02	2.79
7	UNION BANK OF INDIA	1268	4797	28	72	28	71	2.21	1.48
	OTHER BANKS								
8	BANK OF INDIA	2904	11003	108	953	108	901	3.72	8.19
9	ALLAHABAD BANK	4787	18141	1171	5271	1171	5271	24.46	29.06
10	ANDHRA BANK	56	210	23	58	23	58	41.07	27.62
11	BANK OF MAHARASHTRA	6	24	42	129	42	129	700.00	537.50
12	CORPORATION BANK	92	334	4	44	4	44	4.35	13.17
13	INDIAN BANK	539	2012	32	237	32	237	5.94	11.78
14	INDIAN OVERSEAS BANK	653	2485	22	63	22	63	3.37	2.54
15	ORIENTAL BANK OF COM	28	94	2	14	2	14	7.14	14.89
16	PUNJAB AND SIND BANK	11	42	0	0	0	0	0.00	0.00
17	SYNDICATE BANK	336	1264	98	488	98	488	29.17	38.61
18	UNITED BANK OF INDIA	768	2928	0	0	0	0	0.00	0.00
	Total Public Sector Bank	47396	179462	7702	16989	7615	16671	16.07	9.29
	PRIVATE BANKS								
19	IDBI	721	2735	1	15	1	15	0.14	0.55
20	ICICI BANK	769	2930	0	0	0	0	0.00	0.00
21	FEDERAL BANK	27	104	0	0	0	0	0.00	0.00
22	JAMMU KASHMIR BANK	0	0	0	0	0	0	0.00	0.00
23	SOUTH INDIAN BANK	0	0	0	0	0	0	0.00	0.00
24	AXIS BANK	431	1613	0	0	0	0	0.00	0.00
25	HDFC BANK	2039	7708	830	4233	830	4233	40.71	54.92
26	INDUSIND BANK	549	2074	0	0	0	0	0.00	0.00
27	KARNATAKA BANK	0	0	0	0	0	0	0.00	0.00
28	KOTAK MAHINDRA	0	0	2002	5360	2002	5360	0.00	0.00
29	YES BANK	0	0	0	0	0	0	0.00	0.00
30	BANDHAN BANK	7476	28276	0	0	0	0	0.00	0.00
31	DEVELOPMENT CREDIT BANK	0	0	0	0	0	0	0.00	0.00
32	RBL BANK	0	0	0	0	0	0	0.00	0.00
	Total Private Sector Bank	12012	45440	2833	9608	2833	9608	23.58	21.14
	Total COMM. BANKS	59408	224902	10535	26597	10448	26279	17.59	11.68
	CO-OPERATIVE BANKS								
33	STATE CO-OP. BANK	3923	14855	0	0	0	0	0.00	0.00
	Total Cooperative Bank	3923	14855	0	0	0	0	0.00	0
	REGIONAL RURAL BANKS								
34	DAKSHIN BIHAR GRAMIN BANK	15473	58581	204	780	204	727	1.32	1.24
35	UTTAR BIHAR GRAMIN BANK	16397	62083	0	0	0	0	0.00	0.00
	Total Region Rural Bank	31870	120664	204	780	204	727	0.64	0.6
	SMALL FINANCE BANK								
36	JANA SFB	71	262	0	0	0	0	0.00	0.00
37	UTKARSH SFB	3008	11400	0	0	0	0	0.00	0.00
38	UJJIVAN SFB	888	3372	0	0	0	0	0.00	0.00
	Total Small Financial Bank	3967	15034	0	0	0	0	0.00	0.00
	TOTAL FOR BIHAR	99168	375455	10739	27377	10652	27006	10.74	7.19

STATE LEVEL BANKERS' COMMITTEE BIHAR, PATNA							
(CONVENOR- STATE BANK OF INDIA) FY : 2019-20							
BANK WISE PROGRESS UNDER STORAGE FACILITY AS ON 31.12.2019							
SL. NO.	BANK NAME	Target	SANCTIONED		DISBURSED		ACHIEV %
		AMOUNT	NO.	AMOUNT	NO.	AMOUNT	AMOUNT
	LEAD BANKS						
1	STATE BANK OF INDIA	36821	0	0	0	0	0.00
2	CENTRAL BANK OF INDIA	13479	0	0	0	0	0.00
3	PUNJAB NATIONAL BANK	23840	4	10	4	10	0.04
4	CANARA BANK	11147	4	350	4	257	2.31
5	UCO BANK	12519	0	0	0	0	0.00
6	BANK OF BARODA	16196	18	165	18	165	1.02
7	UNION BANK OF INDIA	4014	0	0	0	0	0.00
	OTHER BANKS						
8	BANK OF INDIA	9221	0	0	0	0	0.00
9	ALLAHABAD BANK	15177	25	976	25	976	6.43
10	ANDHRA BANK	170	2	25	2	25	14.71
11	BANK OF MAHARASHTRA	22	0	0	0	0	0.00
12	CORPORATION BANK	285	0	0	0	0	0.00
13	INDIAN BANK	1674	0	0	0	0	0.00
14	INDIAN OVERSEAS BANK	2078	3	27	3	27	1.30
15	ORIENTAL BANK OF COM	73	0	0	0	0	0.00
16	PUNJAB AND SIND BANK	36	0	0	0	0	0.00
17	SYNDICATE BANK	1066	0	0	0	0	0.00
18	UNITED BANK OF INDIA	2443	0	0	0	0	0.00
	Total Public Sector Bank	150261	56	1553	56	1460	0.97
	PRIVATE BANKS						
19	IDBI	2289	0	0	0	0	0.00
20	ICICI BANK	2450	0	0	0	0	0.00
21	FEDERAL BANK	87	0	0	0	0	0.00
22	JAMMU KASHMIR BANK	0	0	0	0	0	0.00
23	SOUTH INDIAN BANK	0	0	0	0	0	0.00
24	AXIS BANK	1358	0	0	0	0	0.00
25	HDFC BANK	6457	0	0	0	0	0.00
26	INDUSIND BANK	1738	0	0	0	0	0.00
27	KARNATAKA BANK	0	0	0	0	0	0.00
28	KOTAK MAHINDRA	0	0	0	0	0	0.00
29	YES BANK	0	0	0	0	0	0.00
30	BANDHAN BANK	23692	0	0	0	0	0.00
31	DEVELOPMENT CREDIT BANK	0	0	0	0	0	0.00
32	RBL BANK	0	0	0	0	0	0.00
	Total Private Sector Bank	38071	0	0	0	0	0.00
	Total COMM. BANKS	188332	56	1553	56	1460	0.78
	CO-OPERATIVE BANKS						
33	STATE CO-OP. BANK	12448	0	0	0	0	0.00
	Total Cooperative Bank	12448	0	0	0	0	0.00
	REGIONAL RURAL BANKS						
34	DAKSHIN BIHAR GRAMIN BANK	49051	0	0	0	0	0.00
35	UTTAR BIHAR GRAMIN BANK	51991	0	0	0	0	0.00
	Total Region Rural Bank	101042	0	0	0	0	0.00
	SMALL FINANCE BANK						
36	JANA SFB	217	0	0	0	0	0.00
37	UTKARSH SFB	9562	0	0	0	0	0.00
38	UJJIVAN SFB	2826	0	0	0	0	0.00
	Total Small Financial Bank	12605	0	0	0	0	0.00
	TOTAL FOR BIHAR	314427	56	1553	56	1460	0.46

STATE LEVEL BANKERS' COMMITTEE BIHAR, PATNA
(CONVENOR- STATE BANK OF INDIA) FY : 2019-20

BANK WISE PROGRESS UNDER FOOD AND AGRO PROCESSING AS ON : 31.12.2019

(Amount in Rs. Lacs)

SL. NO.	BANK NAME	TARGET		SANCTIONED		DISBURSED		ACHIEV %AGE	ACHIEV %AGE
		NO.	AMOUNT	NO.	AMOUNT	NO.	AMOUNT	NO.	AMOUNT
	LEAD BANKS								
1	STATE BANK OF INDIA	2758	39251	36	221	36	221	1.31	0.56
2	CENTRAL BANK OF INDIA	1014	14331	0	0	0	0	0.00	0.00
3	PUNJAB NATIONAL BANK	1782	25371	352	20555	352	20555	19.75	81.02
4	CANARA BANK	835	11876	268	32586	209	29075	25.03	244.82
5	UCO BANK	940	13320	1095	6248	1095	5575	116.49	41.85
6	BANK OF BARODA	1212	17229	340	7615	340	7615	28.05	44.20
7	UNION BANK OF INDIA	308	4278	46	210	46	205	14.94	4.79
	OTHER BANKS								
8	BANK OF INDIA	682	9812	97	852	97	671	14.22	6.84
9	ALLAHABAD BANK	1135	16158	2921	3534	2921	3534	257.36	21.87
10	ANDHRA BANK	14	184	2	1	2	1	14.29	0.54
11	BANK OF MAHARASHTRA	2	20	0	0	0	0	0.00	0.00
12	CORPORATION BANK	23	293	0	0	0	0	0.00	0.00
13	INDIAN BANK	127	1795	27	243	27	243	21.26	13.54
14	INDIAN OVERSEAS BANK	155	2226	9	369	9	369	5.81	16.58
15	ORIENTAL BANK OF COMMERCE	2	71	6	668	6	668	300.00	940.85
16	PUNJAB AND SIND BANK	3	38	249	594	249	594	8300.00	1563.16
17	SYNDICATE BANK	78	1124	32	127	32	127	41.03	11.30
18	UNITED BANK OF INDIA	185	2604	0	0	0	0	0.00	0.00
	Total Public Sector Bank	11255	159981	5480	73823	5421	69453	48.17	43.41
	PRIVATE BANKS								
19	IDBI	167	2442	0	0	0	0	0.00	0.00
20	ICICI BANK	180	2612	0	0	0	0	0.00	0.00
21	FEDERAL BANK	6	93	0	0	0	0	0.00	0.00
22	JAMMU KASHMIR BANK	0	0	0	0	0	0	0.00	0.00
23	SOUTH INDIAN BANK	0	0	0	0	0	0	0.00	0.00
24	AXIS BANK	108	1453	0	0	0	0	0.00	0.00
25	HDFC BANK	490	6882	0	0	0	0	0.00	0.00
26	INDUSIND BANK	132	1855	0	0	0	0	0.00	0.00
27	KARNATAKA BANK	0	0	0	0	0	0	0.00	0.00
28	KOTAK MAHINDRA	0	0	0	0	0	0	0.00	0.00
29	YES BANK	0	0	0	0	0	0	0.00	0.00
30	BANDHAN BANK	1772	25206	0	0	0	0	0.00	0.00
31	DEVELOPMENT CREDIT BANK	0	0	0	0	0	0	0.00	0.00
32	RBL BANK	0	0	0	0	0	0	0.00	0.00
	Total Private Sector Bank	2855	40543	0	0	0	0	0.00	0.00
	Total COMM. BANKS	14110	200524	5480	73823	5421	69453	38.42	34.64
	CO-OPERATIVE BANKS								
33	STATE CO-OP. BANK	929	13238	0	0	0	0	0.00	0.00
	Total Cooperative Bank	929	13238	0	0	0	0	0.00	0
	REGIONAL RURAL BANKS								
34	DAKSHIN BIHAR GRAMIN BANK	3673	52214	0	0	0	0	0.00	0.00
35	UTTAR BIHAR GRAMIN BANK	3892	55331	0	0	0	0	0.00	0.00
	Total Region Rural Bank	7565	107545	0	0	0	0	0.00	0
	SMALL FINANCE BANK								
36	JANA SFB	17	230	0	0	0	0	0.00	0.00
37	UTKARSH SFB	713	10152	0	0	0	0	0.00	0.00
38	UJJIVAN SFB	210	3006	0	0	0	0	0.00	0.00
	Total Small Financial Bank	940	13388	0	0	0	0	0.00	0.00
	TOTAL FOR BIHAR	23544	334695	5480	73823	5421	69453	23.02	20.75

STATE LEVEL BANKERS' COMMITTEE BIHAR, PATNA									
(CONVENOR- STATE BANK OF INDIA) FY : 2019-20									
AGRI TERM LOAN (ATL) - BANKWISE AS ON : 31.12.2019									
SL. NO.	BANK NAME	(Amount in Rs. Lacs)							
		TARGET		SANCTIONED		DISBURSED		ACHIEV %AGE	ACHIEV %AGE
		NO.	Amt	NO.	AMOUNT	NO.	AMOUNT	NO.	AMT
	LEAD BANKS								
1	STATE BANK OF INDIA	117507	184548	52743	94915	52710	87017	44.86	47.15
2	CENTRAL BANK OF INDIA	42986	67482	40561	41450	40561	25363	94.36	37.58
3	PUNJAB NATIONAL BANK	76048	119496	9568	36624	9568	36624	12.58	30.65
4	CANARA BANK	35547	55831	8645	8171	7777	6613	21.88	11.84
5	UCO BANK	39946	62687	8598	17339	8403	15777	21.04	25.17
6	BANK OF BARODA	51659	81137	9003	10371	8900	10041	17.23	12.38
7	UNION BANK OF INDIA	12819	20124	854	1739	854	1738	6.66	8.64
	OTHER BANKS								
8	BANK OF INDIA	29396	46156	14585	27431	14585	24909	49.62	53.97
9	ALLAHABAD BANK	48431	76046	9215	18261	9215	18211	19.03	23.95
10	ANDHRA BANK	565	874	203	265	203	265	35.93	30.32
11	BANK OF MAHARASHTRA	62	100	42	129	42	129	67.74	129.00
12	CORPORATION BANK	864	1396	26	130	26	130	3.01	9.31
13	INDIAN BANK	5354	8414	5119	7486	5119	7486	95.61	88.97
14	INDIAN OVERSEAS BANK	6637	10424	421	4675	421	4675	6.34	44.85
15	ORIENTAL BANK OF COM	283	397	37	100	37	100	13.07	25.19
16	PUNJAB AND SIND BANK	112	176	0	0	0	0	0.00	0.00
17	SYNDICATE BANK	3374	5294	1913	3632	1913	3632	56.70	68.61
18	UNITED BANK OF INDIA	7822	12259	2115	11500	2096	11400	26.80	92.99
	Total Public Sector Bank	479412	752841	163648	284218	162430	254110	33.88	33.75
	PRIVATE BANKS								
19	IDBI	7324	11504	10105	22272	10105	21855	137.97	189.98
20	ICICI BANK	7801	12279	19911	21229	19911	21229	255.24	172.89
21	FEDERAL BANK	277	436	1043	890	1043	890	376.53	204.13
22	JAMMU KASHMIR BANK	0	0	0	0	0	0	0.00	0.00
23	SOUTH INDIAN BANK	0	0	4	10	4	10	0.00	0.00
24	AXIS BANK	4313	6779	685	4646	685	4646	15.88	68.54
25	HDFC BANK	20618	32372	146891	44331	146891	44330	712.44	136.94
26	INDUSIND BANK	5550	8712	0	0	0	0	0.00	0.00
27	KARNATAKA BANK	0	0	0	0	0	0	0.00	0.00
28	KOTAK MAHINDRA	0	0	2822	5634	2822	5634	0.00	0.00
29	YES BANK	0	0	0	0	0	0	0.00	0.00
30	BANDHAN BANK	75548	118632	451036	271121	451036	271121	597.02	228.54
31	DEVELOPMENT CREDIT BANK	0	0	0	0	0	0	0.00	0.00
32	RBL BANK	0	0	0	0	0	0	0.00	0.00
	Total Private Sector Bank	121431	190714	632497	370133	632497	369715	520.87	193.86
	Total COMM. BANKS	600843	943555	796145	654351	794927	623825	132.30	66.11
	CO-OPERATIVE BANKS								
33	STATE CO-OP. BANK	39686	62326	7073	1864	7073	1864	17.82	2.99
	Total Cooperative Bank	39686	62326	7073	1864	7073	1864	17.82	2.99
	REGIONAL RURAL BANKS								
34	DAKSHIN BIHAR GRAMIN BANK	156487	245753	73260	100791	73260	98187	46.82	39.95
35	UTTAR BIHAR GRAMIN BANK	165850	260452	107263	331893	106795	218896	64.39	84.04
	Total Region Rural Bank	322337	506205	180523	432684	180055	317083	55.86	62.64
	SMALL FINANCE BANK								
36	JANA SFB	687	1086	7401	3046	7401	3046	1077.29	280.48
37	UTKARSH SFB	30482	47886	329996	121560	329996	121560	1082.59	253.85
38	UJJIVAN SFB	9006	14142	115639	42772	115639	42772	1284.02	302.45
	Total Small Financial Bank	40175	63114	453036	167378	453036	167378	1127.66	265.20
	TOTAL FOR BIHAR	1003041	1575200	1436777	1256277	1435091	1110150	143.07	70.48

STATE LEVEL BANKERS' COMMITTEE BIHAR, PATNA

(CONVENOR- STATE BANK OF INDIA) FY : 2019-20

BANK WISE PROGRESS UNDER JOINT LIABILITY GROUP AS ON : 31.12.2019

(Amount in Rs. Lacs)

SL. NO.	BANK NAME	TARGET	SANCTIONED		DISBURSED		ACHIEV %AGE
		NO.	NO.	AMOUNT	NO.	AMOUNT	NO.
	LEAD BANKS						
1	STATE BANK OF INDIA	14116	479	326	479	326	3.39
2	CENTRAL BANK OF INDIA	7565	75	75	75	32	0.99
3	PUNJAB NATIONAL BANK	10600	51	102	51	102	0.48
4	CANARA BANK	3012	7105	5386	6604	4388	219.26
5	UCO BANK	3495	447	288	447	265	12.79
6	BANK OF BARODA	4135	65	110	65	85	1.57
7	UNION BANK OF INDIA	1787	0	0	0	0	0.00
	OTHER BANKS						
8	BANK OF INDIA	5131	0	0	0	0	0.00
9	ALLAHABAD BANK	3674	49	66	49	66	1.33
10	ANDHRA BANK	193	127	132	127	132	65.80
11	BANK OF MAHARASHTRA	26	0	0	0	0	0.00
12	CORPORATION BANK	283	0	0	0	0	0.00
13	INDIAN BANK	704	0	0	0	0	0.00
14	INDIAN OVERSEAS BANK	519	0	0	0	0	0.00
15	ORIENTAL BANK OF COM	440	0	0	0	0	0.00
16	PUNJAB AND SIND BANK	104	0	0	0	0	0.00
17	SYNDICATE BANK	546	43	44	43	44	7.88
18	UNITED BANK OF INDIA	1384	0	0	0	0	0.00
	Total Public Sector Bank	57714	8441	6529	7940	5440	13.76
	PRIVATE BANKS						
19	IDBI	645	9586	18456	9586	18456	1486.20
20	ICICI BANK	352	0	0	0	0	0.00
21	FEDERAL BANK	57	0	0	0	0	0.00
22	JAMMU KASHMIR BANK	6	0	0	0	0	0.00
23	SOUTH INDIAN BANK	0	0	0	0	0	0.00
24	AXIS BANK	472	0	0	0	0	0.00
25	HDFC BANK	560	0	0	0	0	0.00
26	INDUSIND BANK	115	0	0	0	0	0.00
27	KARNATAKA BANK	0	0	0	0	0	0.00
28	KOTAK MAHINDRA	42	0	0	0	0	0.00
29	YES BANK	6	0	0	0	0	0.00
30	BANDHAN BANK	1078	0	0	0	0	0.00
31	DEVELOPMENT CREDIT BANK	0	0	0	0	0	0.00
32	RBL BANK	0	0	0	0	0	0.00
	Total Private Sector Bank	3333	9586	18456	9586	18456	287.61
	Total COMM. BANKS	61047	18027	24985	17526	23896	28.71
	CO-OPERATIVE BANKS						
33	STATE CO-OP. BANK	0	7058	1773	7058	1773	0.00
	Total Cooperative Bank	0	7058	1773	7058	1773	0.00
	REGIONAL RURAL BANKS						
34	DAKSHIN BIHAR GRAMIN BANK	19087	220	44	220	44	1.15
35	UTTAR BIHAR GRAMIN BANK	19866	1860	4072	1860	4072	9.36
	Total Region Rural Bank	38953	2080	4116	2080	4116	5.34
	SMALL FINANCE BANK						
36	JANA SFB	0	0	0	0	0	0.00
37	UTKARSH SFB	0	329996	121560	329996	121560	0.00
38	UJJIVAN SFB	0	0	0	0	0	0.00
	Total Small Financial Bank	0	329996	121560	329996	121560	0.00
	TOTAL FOR BIHAR	100000	357161	152434	356660	151345	356.66

STATE LEVEL BANKERS' COMMITTEE BIHAR, PATNA							
(CONVENOR- STATE BANK OF INDIA) FY : 2019-20							
BANK WISE PROGRESS UNDER SOCIAL INFRASTRUCTURE AS ON 31.12.2019							
(Amount in Rs.Lacs)							
SL. NO.	BANK NAME	TARGET	SANCTIONED		DISBURSED		ACHIEV %AGE
		AMOUNT	NO.	AMOUNT	NO.	AMOUNT	AMT
	LEAD BANKS						
1	STATE BANK OF INDIA	39856	14	229	14	229	0.57
2	CENTRAL BANK OF INDIA	19298	0	0	0	0	0.00
3	PUNJAB NATIONAL BANK	27534	1	1	1	1	0.00
4	CANARA BANK	9457	30	182	28	132	1.40
5	UCO BANK	7689	0	0	0	0	0.00
6	BANK OF BARODA	13620	0	0	0	0	0.00
7	UNION BANK OF INDIA	6708	0	0	0	0	0.00
	OTHER BANKS						
8	BANK OF INDIA	14720	0	0	0	0	0.00
9	ALLAHABAD BANK	10160	0	0	0	0	0.00
10	ANDHRA BANK	1904	15	75	15	75	3.94
11	BANK OF MAHARASHTRA	612	0	0	0	0	0.00
12	CORPORATION BANK	1900	0	0	0	0	0.00
13	INDIAN BANK	2553	4	52	4	52	2.04
14	INDIAN OVERSEAS BANK	2846	0	0	0	0	0.00
15	ORIENTAL BANK OF COM	2195	0	0	0	0	0.00
16	PUNJAB AND SIND BANK	542	0	0	0	0	0.00
17	SYNDICATE BANK	2569	0	0	0	0	0.00
18	UNITED BANK OF INDIA	3754	0	0	0	0	0.00
	Total Public Sector Bank	167917	64	539	62	489	0.29
	PRIVATE BANKS						
19	IDBI	2874	0	0	0	0	0.00
20	ICICI BANK	3629	0	0	0	0	0.00
21	FEDERAL BANK	361	0	0	0	0	0.00
22	JAMMU KASHMIR BANK	63	0	0	0	0	0.00
23	SOUTH INDIAN BANK	63	0	0	0	0	0.00
24	AXIS BANK	3184	0	0	0	0	0.00
25	HDFC BANK	3657	0	0	0	0	0.00
26	INDUSIND BANK	839	0	0	0	0	0.00
27	KARNATAKA BANK	63	0	0	0	0	0.00
28	KOTAK MAHINDRA	419	0	0	0	0	0.00
29	YES BANK	126	0	0	0	0	0.00
30	BANDHAN BANK	513	0	0	0	0	0.00
31	DEVELOPMENT CREDIT BANK	0	0	0	0	0	0.00
32	RBL BANK	0	0	0	0	0	0.00
	Total Private Sector Bank	15791	0	0	0	0	0.00
	Total COMM. BANKS	183708	64	539	62	489	0.27
	CO-OPERATIVE BANKS						
33	STATE CO-OP. BANK	0	0	0	0	0	0.00
	Total Cooperative Bank	0	0	0	0	0	0.00
	REGIONAL RURAL BANKS						
34	DAKSHIN BIHAR GRAMIN BANK	14975	0	0	0	0	0.00
35	UTTAR BIHAR GRAMIN BANK	7419	3	6	3	6	0.08
	Total Region Rural Bank	22394	3	6	3	6	0.03
	SMALL FINANCE BANK						
36	JANA SFB	0	0	0	0	0	0.00
37	UTKARSH SFB	0	0	0	0	0	0.00
38	UJJIVAN SFB	0	0	0	0	0	0.00
	Total Small Financial Bank	0	0	0	0	0	0.00
	TOTAL FOR BIHAR	206102	67	545	65	495	0.24

STATE LEVEL BANKERS' COMMITTEE BIHAR, PATNA							
(CONVENOR- STATE BANK OF INDIA) FY : 2019-20							
BANK WISE PROGRESS UNDER RENEWABLE ENERGY AS ON 31.12.2019							
(Amount in Rs. Lacs)							
SL. NO.	BANK NAME	TARGET	SANCTIONED		DISBURSED		ACHIEV %AGE
		AMOUNT	NO.	AMOUNT	NO.	AMOUNT	AMT
	LEAD BANKS						
1	STATE BANK OF INDIA	7036	1	10	1	10	0.14
2	CENTRAL BANK OF INDIA	3409	0	0	0	0	0
3	PUNJAB NATIONAL BANK	4862	1	1	1	1	0.02
4	CANARA BANK	1672	0	0	0	0	0
5	UCO BANK	1365	0	0	0	0	0
6	BANK OF BARODA	2404	0	0	0	0	0
7	UNION BANK OF INDIA	1189	0	0	0	0	0
	OTHER BANKS						
8	BANK OF INDIA	2602	0	0	0	0	0
9	ALLAHABAD BANK	1795	25	4	25	4	0.22
10	ANDHRA BANK	343	1	1	1	1	0.29
11	BANK OF MAHARASHTRA	105	0	0	0	0	0
12	CORPORATION BANK	330	0	0	0	0	0
13	INDIAN BANK	445	2	4	2	4	0.90
14	INDIAN OVERSEAS BANK	500	0	0	0	0	0
15	ORIENTAL BANK OF COM	387	0	0	0	0	0
16	PUNJAB AND SIND BANK	96	0	0	0	0	0
17	SYNDICATE BANK	456	0	0	0	0	0
18	UNITED BANK OF INDIA	660	0	0	0	0	0
	Total Public Sector Bank	29656	30	20	30	20	0.07
	PRIVATE BANKS						
19	IDBI	517	0	0	0	0	0
20	ICICI BANK	637	0	0	0	0	0
21	FEDERAL BANK	64	0	0	0	0	0
22	JAMMU KASHMIR BANK	11	0	0	0	0	0
23	SOUTH INDIAN BANK	11	0	0	0	0	0
24	AXIS BANK	563	0	0	0	0	0
25	HDFC BANK	640	0	0	0	0	0
26	INDUSIND BANK	146	0	0	0	0	0
27	KARNATAKA BANK	11	0	0	0	0	0
28	KOTAK MAHINDRA	76	0	0	0	0	0
29	YES BANK	22	0	0	0	0	0
30	BANDHAN BANK	89	0	0	0	0	0
31	DEVELOPMENT CREDIT BANK	0	0	0	0	0	0
32	RBL BANK	0	0	0	0	0	0.00
	Total Private Sector Bank	2787	0	0	0	0	0.00
	Total COMM. BANKS	32443	30	20	30	20	0.06
	CO-OPERATIVE BANKS						
33	STATE CO-OP. BANK	0	0	0	0	0	0
	Total Cooperative Bank	0	0	0	0	0	0.00
	REGIONAL RURAL BANKS						
34	DAKSHIN BIHAR GRAMIN BANK	2646	0	0	0	0	0
35	UTTAR BIHAR GRAMIN BANK	1309	0	0	0	0	0
	Total Region Rural Bank	3955	0	0	0	0	0.00
	SMALL FINANCE BANK						
36	JANA SFB	0	0	0	0	0	0
37	UTKARSH SFB	0	0	0	0	0	0
38	UJJIVAN SFB	0	0	0	0	0	0
	Total Small Financial Bank	0	0	0	0	0	0.00
	TOTAL FOR BIHAR	36398	30	20	30	20	0.05

STATE LEVEL BANKERS' COMMITTEE BIHAR, PATNA

(CONVENOR- STATE BANK OF INDIA) FY : 2019-20

BANK WISE PROGRESS UNDER HOUSING LOAN 31.12.2019

(Amount in Rs.Lakhs)							
SL. NO.	BANK NAME	TARGET	SANCTIONED		DISBURSED		ACHIEV %AGE
		NO.	NO.	AMOUNT	NO.	AMOUNT	NO.
	LEAD BANKS						
1	STATE BANK OF INDIA	3520	9442	79740	9442	56658	268.24
2	CENTRAL BANK OF INDIA	1704	1569	18097	1569	11340	92.08
3	PUNJAB NATIONAL BANK	2428	1838	7676	1838	7676	75.70
4	CANARA BANK	837	933	19949	782	15243	93.43
5	UCO BANK	677	611	7595	611	5720	90.25
6	BANK OF BARODA	1201	543	19408	543	12363	45.21
7	UNION BANK OF INDIA	594	461	6828	461	1506	77.61
	OTHER BANKS						
8	BANK OF INDIA	1300	950	7356	950	6549	73.08
9	ALLAHABAD BANK	899	183	2941	183	2795	20.36
10	ANDHRA BANK	162	103	1730	103	1730	63.58
11	BANK OF MAHARASHTRA	53	23	788	23	788	43.40
12	CORPORATION BANK	173	204	3781	204	3781	117.92
13	INDIAN BANK	237	644	9660	644	2806	271.73
14	INDIAN OVERSEAS BANK	247	395	4150	395	4007	159.92
15	ORIENTAL BANK OF COM	204	110	3518	110	3123	53.92
16	PUNJAB AND SIND BANK	48	70	2572	70	2572	145.83
17	SYNDICATE BANK	223	169	463	169	463	75.78
18	UNITED BANK OF INDIA	326	315	2243	305	1364	93.56
	Total Public Sector Bank	14833	18563	198495	18402	140484	124.06
	PRIVATE BANKS						
19	IDBI	259	923	9755	923	6684	356.37
20	ICICI BANK	329	79	1493	79	1493	24.01
21	FEDERAL BANK	32	9	111	9	111	28.13
22	JAMMU KASHMIR BANK	6	0	0	0	0	0.00
23	SOUTH INDIAN BANK	6	1	19	1	19	16.67
24	AXIS BANK	284	568	723	568	723	200.00
25	HDFC BANK	317	437	467	437	467	137.85
26	INDUSIND BANK	77	0	0	0	0	0.00
27	KARNATAKA BANK	6	4	40	4	40	66.67
28	KOTAK MAHINDRA	36	0	0	0	0	0.00
29	YES BANK	11	0	0	0	0	0.00
30	BANDHAN BANK	50	31	131	31	131	62.00
31	DEVELOPMENT CREDIT BANK	0	0	0	0	0	--
32	RBL BANK	0	0	0	0	0	--
	Total Private Sector Bank	1413	2052	12739	2052	9668	145.22
	Total COMM. BANKS	16246	20615	211234	20454	150152	125.90
	CO-OPERATIVE BANKS						--
33	STATE CO-OP. BANK	0	0	0	0	0	--
	Total Cooperative Bank	0	0	0	0	0	--
	REGIONAL RURAL BANKS						--
34	DAKSHIN BIHAR GRAMIN BANK	827	265	5805	265	4174	32.04
35	UTTAR BIHAR GRAMIN BANK	1153	19	236	18	220	1.56
	Total Region Rural Bank	1980	284	6041	283	4394	14.29
	SMALL FINANCE BANK						--
36	JANA SFB	0	293	210	293	210	--
37	UTKARSH SFB	0	58	359	58	359	--
38	UJJIVAN SFB	0	779	851	779	851	--
	Total Small Financial Bank	0	1130	1420	1130	1420	--
	TOTAL FOR BIHAR	18226	22029	218695	21867	155966	119.98

STATE LEVEL BANKERS' COMMITTEE BIHAR, PATNA							
(CONVENOR- STATE BANK OF INDIA) FY : 2019-20							
BANK WISE OUTSTANDING AND NPA UNDER HOUSING LOAN AS ON 31.12.2019							
(Amount in Rs.Lakh)							
SL. NO.	BANKS NAME	HOUSING LOAN OUTSTANDING		NPA IN HOUSING LOAN		NPA%	
		NO.	AMOUNT	NO.	AMOUNT	NO.	AMOUNT
	LEAD BANKS						
1	STATE BANK OF INDIA	61500	546623	501	2638	0.81	0.48
2	CENTRAL BANK OF INDIA	5941	40309	1571	3837	26.44	9.52
3	PUNJAB NATIONAL BANK	7449	88255	1071	7563	14.38	8.57
4	CANARA BANK	4517	219129	118	2063	2.61	0.94
5	UCO BANK	16000	51948	741	3158	4.63	6.08
6	BANK OF BARODA	5982	90841	265	1705	4.43	1.88
7	UNION BANK OF INDIA	2532	30299	90	604	3.55	1.99
	OTHER BANKS						
8	BANK OF INDIA	7221	88844	219	1172	3.03	1.32
9	ALLAHABAD BANK	6687	64990	420	894	6.28	1.38
10	ANDHRA BANK	699	9740	18	281	2.58	2.89
11	BANK OF MAHARASHTRA	332	6865	11	98	3.31	1.43
12	CORPORATION BANK	1224	19840	16	157	1.31	0.79
13	INDIAN BANK	1606	21250	21	137	1.31	0.64
14	INDIAN OVERSEAS BANK	1683	23660	30	272	1.78	1.15
15	ORIENTAL BANK OF COM	1806	22516	15	91	0.83	0.40
16	PUNJAB AND SIND BANK	1807	5100	27	415	1.49	8.14
17	SYNDICATE BANK	1027	9548	22	191	2.14	2.00
18	UNITED BANK OF INDIA	3120	31761	88	352	2.82	1.11
	Total Public Sector Bank	131133	1371518	5244	25628	4.00	1.87
	PRIVATE BANKS						
19	IDBI	2567	32116	6	45	0.23	0.14
20	ICICI BANK	2320	63036	0	0	0.00	0.00
21	FEDERAL BANK	66	1090	0	0	0.00	0.00
22	JAMMU KASHMIR BANK	0	0	0	0	0.00	0.00
23	SOUTH INDIAN BANK	4	88	0	0	0.00	0.00
24	AXIS BANK	1626	9877	12	71	0.74	0.72
25	HDFC BANK	1203	9025	0	0	0.00	0.00
26	INDUSIND BANK	0	0	0	0	0.00	0.00
27	KARNATAKA BANK	0	0	0	0	0.00	0.00
28	KOTAK MAHINDRA	0	0	0	0	0.00	0.00
29	YES BANK	0	0	0	0	0.00	0.00
30	BANDHAN BANK	281	2054	0	0	0.00	0.00
31	DEVELOPMENT CREDIT BANK	0	0	0	0	0.00	0.00
32	RBL BANK	0	0	0	0	0.00	0.00
	Total Private Sector Bank	8067	117286	18	116	0.22	0.10
	Total COMM. BANKS	139200	1488804	5262	25744	3.78	1.73
	CO-OPERATIVE BANKS						
33	STATE CO-OP. BANK	29	191	0	0	0.00	0.00
	Total Cooperative Bank	29	191	0	0	0.00	0.00
	REGIONAL RURAL BANKS						
34	DAKSHIN BIHAR GRAMIN BANK	4116	31381	486	1883	11.81	6.00
35	UTTAR BIHAR GRAMIN BANK	6137	6850	4373	3158	71.26	46.10
	Total Region Rural Bank	10253	38231	4859	5041	47.39	13.19
	SMALL FINANCE BANK						
36	JANA SFB	979	400	3	0	0.31	0.00
37	UTKARSH SFB	157	1331	0	0	0.00	0.00
38	UJJIVAN SFB	2641	3241	0	0	0.00	0.00
	Total Small Financial Bank	3777	4972	3	0	0.08	0.00
	TOTAL FOR BIHAR	153259	1532198	10124	30785	6.61	2.01

STATE LEVEL BANKERS' COMMITTEE BIHAR, PATNA							
(CONVENOR- STATE BANK OF INDIA) FY : 2019-20							
CUMULATIVE REPORT AS ON 31.12.2019							
Performance under Credit Linked Subsidy Scheme (CLSS) of Pradhan Mantri Awas Yojana (PMAY)							
SL NO.	BANKS NAME	Total No. of all Housing Loans sanctioned since 01.04.2015	Out of (B), Housing Loans covered under CLSS of PMAY since 01.04.2015			Subsidy received since 01.04.2015	
			No.	Amt. Sanctioned	Amt. of Subsidy Claimed	No.	Amt.
	LEAD BANKS						
1	STATE BANK OF INDIA	19613	3422	62257	7475	1451	3187
2	CENTRAL BANK OF INDIA	4074	506	7677	289	16	38
3	PUNJAB NATIONAL BANK	5365	557	83	91	47	153
4	CANARA BANK	4826	545	10293	692	205	420
5	UCO BANK	3251	84	581	189	23	55
6	BANK OF BARODA	4291	81	1108	139	81	139
7	UNION BANK OF INDIA	1659	85	1008	36	0	0
	OTHER BANKS						
8	BANK OF INDIA	4669	157	2779	289	23	50
9	ALLAHABAD BANK	0	0	0	0	0	0
10	ANDHRA BANK	696	244	976	412	40	83
11	BANK OF MAHARASHTRA	0	0	0	0	0	0
12	CORPORATION BANK	421	41	517	1025	10	25
13	INDIAN BANK	0	0	0	0	0	0
14	INDIAN OVERSEAS BANK	1143	91	1263	119	16	22
15	ORIENTAL BANK OF COM	748	19	260	38	2	5
16	PUNJAB AND SIND BANK	0	10	133	10	0	0
17	SYNDICATE BANK	119	71	390	93	0	0
18	UNITED BANK OF INDIA	1950	214	3592	406	114	246
	Total Public Sector Bank	52825	6127	92917	11303	2028	4423
	PRIVATE BANKS						
19	IDBI	2621	60	1042	43	20	43
20	ICICI BANK	0	0	0	0	0	0
21	FEDERAL BANK	0	0	0	0	0	0
22	JAMMU KASHMIR BANK	0	0	0	0	0	0
23	SOUTH INDIAN BANK	5	0	0	0	0	0
24	AXIS BANK	922	89	2144	58	27	58
25	HDFC BANK	0	0	0	0	0	0
26	INDUSIND BANK	0	0	0	0	0	0
27	KARNATAKA BANK	7	5	92	0	0	0
28	KOTAK MAHINDRA	0	0	0	0	0	0
29	YES BANK	0	0	0	0	0	0
30	BANDHAN BANK	281	0	0	0	0	0
31	DEVELOPMENT CREDIT BANK	0	0	0	0	0	0
32	RBL BANK	0	0	0	0	0	0
	Total Private Sector Bank	3836	154	3278	101	47	101
	Total COMM. BANKS	56661	6281	96195	11404	2075	4524
	CO-OPERATIVE BANKS						
33	STATE CO-OP. BANK	0	0	0	0	0	0
	Total Cooperative Bank	0	0	0	0	0	0
	REGIONAL RURAL BANKS						
34	DAKSHIN BIHAR GRAMIN BANK	1144	249	3907	358	4	8
35	UTTAR BIHAR GRAMIN BANK	178	81	600	61	32	60
	Total Region Rural Bank	1322	330	4507	419	36	68
	SMALL FINANCE BANK						
36	JANA SFB	0	0	0	0	0	0
37	UTKARSH SFB	140	0	0	0	0	0
38	UJJIVAN SFB	0	0	0	0	0	0
	Total Small Financial Bank	140	0	0	0	0	0
	TOTAL FOR BIHAR	58123	6611	100702	11823	2111	4592

Information regarding functioning of RSETIs as on 31.12.2019

Sl. No.	District	Lead Bank	Date of Establishment of RSETI	Land Allotted by State Govt. (Yes/No)	MoU for land executed with the district administration (Yes/No)	Grant received from NIRD (Yes/No)	Map approved by Local authority (Yes/No)	Construction Started (Yes/No)	Details of Training Programme Organised						Name of the Agency viz. DRDA/KVIC/ NABARD etc. with whom claims are pending (Amt in Lacs)	Amt of reimbursement claim pending (Amt in Lacs)	
									During Financial Year 31.12.2019		Since Inception		ASON 31.12.2019				ASON Dec. 2019
									No. of persons sourced by the branches for training	No. of training programmes organised	No. of persons trained	No. of training programmes organised	No. of trainees settled	No. of trainees settled with Bank finance			
1	Araria	SBI	13-09-2017	YES	YES	YES	YES	YES	20	14	392	164	4468	3126	1389	KVIC, SRLM	15
2	Arwal	PNB	12-12-2011	YES	YES	YES	YES	YES	1421	268	6023	632	15226	6498	2456	SRLM	17
3	Aurangabad	PNB	29-02-2012	YES	YES	YES	YES	YES	1156	231	5063	584	13556	678	2265	SRLM	20
4	Banka	UCO	20-07-2011	YES	YES	YES	YES	YES	125	12	319	159	5022	0	0	SRLM	27
5	Begusarai	UCO	29-07-2011	YES	YES	YES	YES	YES	244	19	544	185	6242	0	0	NRLM	17
6	Bhagalpur	UCO	14-03-2011	YES	YES	YES	YES	YES	118	10	316	167	5304	0	0	SRLM	12
7	Bhojpur	PNB	28-03-2012	YES	YES	YES	YES	YES	718	315	7728	611	15256	5196	1487	SRLM	1
8	Buxar	PNB	26-12-2012	YES	YES	YES	YES	YES	263	224	3626	511	10116	4465	1089	SRLM	14
9	Darbhanga	CBI	27-11-2010	YES	YES	YES	YES	YES	46	15	422	193	5378	3600	1072	SRLM	13
10	East Champaran	CBI	27-01-2011	YES	YES	YES	YES	YES	5	16	486	182	5731	3703	1504	KVIC SRLM	39
11	Gaya	PNB	24-03-2010	YES	YES	YES	YES	NO	215	478	9855	1023	23389	11265	4912	SRLM	16
12	Gopalganj	CBI	10-02-2011	YES	YES	YES	YES	YES	100	13	392	142	4379	3011	648	KVIC	1
13	Jamui	SBI	07-03-2011	YES	YES	YES	YES	YES	18	15	443	144	4093	2927	1206	KVIC, SRLM	13
14	Jehanabad	PNB	30-09-2011	YES	YES	YES	YES	YES	1956	422	8263	809	17854	6389	3056	SRLM	14
15	Kaimur	PNB	29-12-2011	YES	YES	YES	YES	YES	1654	378	7023	642	15265	6784	1284	SRLM	14
16	Katihar	CBI	10-01-2011	YES	YES	YES	YES	YES	1	12	357	174	5028	4189	2088	SRLM	28
17	Khagaria	UBI	10-02-2010	YES	YES	YES	YES	NO	10	10	313	195	6485	85	50	SRLM	0
18	Kishanganj	SBI	12-07-2011	YES	YES	YES	YES	YES	21	19	600	185	5547	3870	1766	KVIC, SRLM	24
19	Lakhisarai	PNB	28-09-2010	YES	YES	YES	YES	NO	201	198	3963	848	13645	6289	1996	SRLM	9
20	Madhepura	SBI	02-04-2014	YES	YES	YES	YES	YES	30	16	463	163	4319	2661	1239	KVIC, SRLM	24
21	Madhubani	CBI	29-01-2011	YES	YES	YES	YES	YES	70	10	286	183	5036	3369	1086	SRLM	16
22	Munger	UCO	01-02-2011	YES	YES	YES	NO	NO	168	12	344	165	5347	0	0	SRLM	30
23	Muzaffarpur	CBI	20-02-2007	YES	YES	YES	YES	YES	13	17	524	257	6975	4755	1969	SRLM, NULM & KVIC	9
24	Nalanda	PNB	15-02-2010	YES	YES	YES	YES	YES	398	212	3526	725	13326	7456	2251	SRLM	9
25	Nawada	PNB	28-03-2010	YES	YES	YES	YES	NO	1056	226	3898	715	13425	7689	2249	SRLM	13
26	Patna	PNB	15-01-2007	NO	YES	YES	NO	NO	484	282	6065	645	15489	6023	1365	SRLM	55
27	Purnea	SBI	18-03-2011	YES	YES	YES	YES	YES	24	19	598	168	4544	3119	1360	KVIC, SRLM	15
28	Rohtas	PNB	27-11-2012	YES	YES	YES	YES	YES	362	204	3834	656	9563	6563	1056	SRLM	55
29	Saharsa	SBI	10-03-2011	YES	YES	YES	YES	YES	42	13	394	167	4425	3296	1682	KVIC, SRLM	15
30	Samastipur	UBI	01-07-2010	YES	YES	YES	YES	NO	10	10	320	178	5058	70	55	SRLM	0
31	Saran	CBI	08-02-2011	YES	YES	YES	YES	YES	1	6	193	135	3878	2424	913	KVIC	3
32	Sheikhpura	CAN	19-01-2010	YES	YES	YES	YES	YES	16	23	636	274	8570	6081	1830	KVIC, NULM, GOVT.	3
33	Sheohar	BOB	31-03-2010	YES	YES	YES	NO	NO	2	8	233	258	7538	5927	2414	NABARD	14
34	Sitamarhi	BOB	28-03-2012	YES	YES	YES	YES	NO	1	5	140	175	4881	3635	1889	SRLM	0
35	Siwan	CBI	15-03-2011	YES	YES	YES	YES	YES	98	15	243755	140	3574	2522	1061	NRLM	7
36	Supaul	SBI	20-03-2014	YES	YES	YES	YES	YES	30	16	492	187	5025	3586	2158	KVIC, SRLM	11
37	Vaishali	CAN	30-01-2008	YES	YES	YES	YES	NO	20	20	569	356	10611	7907	2436	SRLM	70
38	West Champaran	CBI	27-01-2011	YES	YES	YES	YES	YES	42	12	324	164	4787	2938	1017	NRLM	14
Total Bihar									11159	3795	322722	13261	318355	152096	56298		657

QUARTERLY REPORT ON CONDUCT OF SPECIAL CAMPS BY FLCs (GOING DIGITAL) : Annexure-2 Part(A)

AS ON 31.12.2019

Bank Name	FLC Code	Sr. No. of Camp	Date of special camp (DD/MM/YYYY)	District	Block	Village	No. of Participants	Stakeholders present (Indicate Y/N)					
								LDM	DDM	LDO	Local Govt	NGO	BC
STATE BANK OF INDIA	7801	1	11-10-2019	PURNEA	K NAGAR	HIGH SCHOOL KAMAKHYA	115	N	N	N	Y	Y	Y
STATE BANK OF INDIA	7801	2	14-10-2019	PURNEA	KRITYANAND NAGAR	MIDDLE SCHOOL MAJRA	60	N	N	N	Y	Y	Y
STATE BANK OF INDIA	7801	3	08-11-2019	PURNEA	KRITYANAND NAGAR	MIDDLE SCHOOL CHAPAY	52	N	N	N	Y	Y	Y
STATE BANK OF INDIA	7801	4	11-11-2019	PURNEA	PURNEA EAST	MIDDLE SCHOOL FARIYANI	65	N	N	N	Y	Y	Y
STATE BANK OF INDIA	7801	5	12-12-2019	PURNEA	KRITYANAND NAGAR	MIDDLE SCHOOL RAMPUR MILIK	56	N	N	N	Y	Y	Y
STATE BANK OF INDIA	7801	6	13-12-2019	PURNEA	KRITYANAND NAGAR	MIDDLE SCHOOL RAMPUR	37	N	N	N	Y	Y	Y
STATE BANK OF INDIA	8301	1	17-10-2019	ARARIA	PALASI	KUJARI	70	Y	N	N	Y	Y	Y
STATE BANK OF INDIA	8301	2	24-10-2019	ARARIA	JOKIHAT	BHUNA	30	N	N	N	Y	Y	Y
STATE BANK OF INDIA	8301	3	08-11-2019	ARARIA	RANIGANJ	SBI PREMISE RANIGANJ	25	N	N	N	Y	N	Y
STATE BANK OF INDIA	8301	4	20-11-2019	ARARIA	RANIGANJ	KOHBARA RANIGANJ	105	Y	N	N	N	Y	Y
STATE BANK OF INDIA	8301	5	25-12-2019	ARARIA	JOKIHAT	KARHARA	49	Y	N	N	N	Y	Y
STATE BANK OF INDIA	8301	6	26-12-2019	ARARIA	JOKIHAT	UKHUA	25	Y	N	N	Y	N	Y
STATE BANK OF INDIA	2081	1	04-10-2019	SUPAUL	TRIVENIGANJ	THALAHA GARIHA	50	N	N	N	N	Y	Y
STATE BANK OF INDIA	2081	2	16-10-2019	SUPAUL	CHATTARPUR	JHAKHAR GARH	54	N	N	N	N	Y	Y
STATE BANK OF INDIA	2081	3	14-11-2019	SUPAUL	TRIVENIGANJ	PATHERGHATTI	47	N	N	N	N	Y	Y
STATE BANK OF INDIA	2081	4	22-11-2019	SUPAUL	BASANTPUR	HRIDAY NAGAR	51	N	N	N	N	Y	Y
STATE BANK OF INDIA	2081	5	07-12-2019	SUPAUL	TRIVENIGANJ	BAGHAILY	48	N	N	N	N	Y	Y
STATE BANK OF INDIA	2081	6	20-12-2019	SUPAUL	SUPAUL	GARH BARUARI	42	N	N	N	N	Y	Y
STATE BANK OF INDIA	7601	1	19-10-2019	SAHARSA	MAHISHI	DHATAR	32	N	N	N	N	Y	Y
STATE BANK OF INDIA	7601	2	22-10-2019	SAHARSA	SIMRI BAKHTIYARPUR	HARIO	28	N	N	N	N	Y	Y
STATE BANK OF INDIA	7601	3	08-11-2019	SAHARSA	SAUR BAZAR	NADO	42	N	N	N	N	N	N
STATE BANK OF INDIA	7601	4	18-11-2019	SAHARSA	SONBARSA	PAMA	33	N	N	N	N	Y	N
STATE BANK OF INDIA	7601	5	05-12-2019	SAHARSA	PATARGHAT	DHABAULI	22	N	N	N	N	N	Y
STATE BANK OF INDIA	7601	6	12-12-2019	SAHARSA	NAUHATTA	CHANDRAYAN	47	N	N	N	N	Y	Y
STATE BANK OF INDIA	4701	1	14-10-2019	JAMUI	SONO	PAILWAJAN	64	Y	N	N	Y	Y	Y
STATE BANK OF INDIA	4701	2	15-10-2019	JAMUI	SONO	JUGRI	48	Y	N	N	Y	Y	Y
STATE BANK OF INDIA	4701	3	13-11-2019	JAMUI	JHAJHA	MACHINDRA	52	Y	Y	N	Y	Y	Y
STATE BANK OF INDIA	4701	4	18-11-2019	JAMUI	JHAJHA	KANWAR	55	Y	Y	N	Y	Y	Y
STATE BANK OF INDIA	4701	5	11-12-2019	JAMUI	BARHAT	LAKHAY	78	Y	N	N	Y	N	Y
STATE BANK OF INDIA	4701	6	12-12-2019	JAMUI	BARHAT	PANPURVA	77	Y	N	N	Y	N	Y
STATE BANK OF INDIA	4901	1	13-10-2019	KISHANGANJ	DIGALBANK	KAMAT	48	N	N	N	Y	N	N
STATE BANK OF INDIA	4901	2	30-10-2019	KISHANGANJ	THAKURGANJ	PIPRITHAN	53	N	N	N	N	N	Y
STATE BANK OF INDIA	4901	3	14-11-2019	KISHANGANJ	THAKURGANJ	KHARIBASTI	45	Y	N	N	N	N	N
STATE BANK OF INDIA	4901	4	20-11-2019	KISHANGANJ	KOCHADHAMAN	KUTI	60	N	N	N	N	N	Y
STATE BANK OF INDIA	4901	5	20-12-2019	KISHANGANJ	POTHIA	BURNAI	42	N	N	N	N	Y	N
STATE BANK OF INDIA	4901	6	21-12-2019	KISHANGANJ	BAHADURGANJ	BANGAMA	46	Y	N	N	N	N	N
STATE BANK OF INDIA	6801	1	22-10-2019	MADHEPURA	GHAILARH	GHAILARH	57	N	N	N	Y	N	N
STATE BANK OF INDIA	6801	2	28-10-2019	MADHEPURA	GWALPARA	RESHNA	40	N	N	N	Y	Y	Y
STATE BANK OF INDIA	6801	3	15-11-2019	MADHEPURA	SINGHESHWAR	RAMPATTI	54	N	N	N	Y	N	Y

QUARTERLY REPORT ON CONDUCT OF SPECIAL CAMPS BY FLCs (GOING DIGITAL) : Annexure-2 Part(A)

AS ON 31.12.2019

Bank Name	FLC Code	Sr. No. of Camp	Date of special camp (DD/MM/YYYY)	District	Block	Village	No. of Participants	Stakeholders present (Indicate Y/N)					
								LDM	DDM	LDO	Local Govt	NGO	BC
STATE BANK OF INDIA	6801	4	25-11-2019	MADHEPURA	MURLIGANJ	BHATKHORA	49	N	N	N	N	Y	Y
STATE BANK OF INDIA	6801	5	20-12-2019	MADHEPURA	MADHEPURA	MADHEPURA	20	N	N	N	Y	N	Y
STATE BANK OF INDIA	6801	6	23-12-2019	MADHEPURA	MADHEPURA	MADHEPURA	28	N	N	N	Y	Y	Y
CENTRAL BANK OF INDIA	5301	6	20-12-2019	EAST CHAMPARAN	DHAKA	KARSAHIYA	41	N	N	N	N	N	Y
CENTRAL BANK OF INDIA	5301	5	18-12-2019	EAST CHAMPARAN	TURKAULIA	RAGHUNATHPUR	28	N	N	N	N	N	Y
CENTRAL BANK OF INDIA	5301	4	13-11-2019	EAST CHAMPARAN	PIPRA KOTHI	PIPRA KOTHI	61	N	N	N	N	N	Y
CENTRAL BANK OF INDIA	5301	3	19-11-2019	EAST CHAMPARAN	MOTIHARI	SIRSA	23	N	N	N	N	N	Y
CENTRAL BANK OF INDIA	5301	2	21-10-2019	EAST CHAMPARAN	CHAKIA	MAHUAWA	45	N	N	N	N	N	Y
CENTRAL BANK OF INDIA	5301	1	16-10-2019	EAST CHAMPARAN	PIPRA KOTHI	DHEKAHAN	41	N	N	N	N	N	Y
CENTRAL BANK OF INDIA	6202	7	09-10-2019	MUZAFFARPUR	MARWAN	RAKSHA-	26	N	N	N	N	N	Y
CENTRAL BANK OF INDIA	6202	6	05-10-2019	MUZAFFARPUR	KATARA	VISHOUTHSA	27	N	N	N	N	N	Y
CENTRAL BANK OF INDIA	6202	5	05-10-2019	MUZAFFARPUR	KATARA	SHIVDASPUR	28	N	N	N	N	N	Y
CENTRAL BANK OF INDIA	6202	4	04-10-2019	MUZAFFARPUR	AURAI	ALAMPUR SIMRI	41	N	N	N	N	N	Y
CENTRAL BANK OF INDIA	6202	3	04-10-2019	MUZAFFARPUR	AURAI	SISOULI	28	N	N	N	N	N	Y
CENTRAL BANK OF INDIA	6202	2	03-10-2019	MUZAFFARPUR	KURHANI	R. V. MADHOUL	27	N	N	N	N	N	Y
CENTRAL BANK OF INDIA	6202	1	03-10-2019	MUZAFFARPUR	KURHANI	MANIHARI	26	N	N	N	N	N	Y
CENTRAL BANK OF INDIA	6202	14	01-11-2019	MUZAFFARPUR	MUSHASARY	DHIGRAPATTI	36	N	N	N	N	N	Y
CENTRAL BANK OF INDIA	6202	13	23-10-2019	MUZAFFARPUR	BOCHAHA	JAGARNATHPUR	25	N	N	N	N	N	Y
CENTRAL BANK OF INDIA	6202	12	23-10-2019	MUZAFFARPUR	BOCHAHA	GARHACHOUK	26	N	N	N	N	N	Y
CENTRAL BANK OF INDIA	6202	11	11-10-2019	MUZAFFARPUR	MOTIPUR	JANHAGIRPUR	25	N	N	N	N	N	Y
CENTRAL BANK OF INDIA	6202	10	11-10-2019	MUZAFFARPUR	MOTIPUR	JUNEDA	17	N	N	N	N	N	Y
CENTRAL BANK OF INDIA	6202	9	10-10-2019	MUZAFFARPUR	MUSHAHARY	NAYAGANW CHOK	37	N	N	N	N	N	Y
CENTRAL BANK OF INDIA	6202	8	09-10-2019	MUZAFFARPUR	MARWAN	MISHUNPUR-EMA	26	N	N	N	N	N	Y
CENTRAL BANK OF INDIA	6202	21	16-11-2019	MUZAFFARPUR	MUSHAHARI	BHAGWANPUR	26	N	N	N	N	N	Y
CENTRAL BANK OF INDIA	6202	20	15-11-2019	MUZAFFARPUR	MUROUL	RAINY	28	N	N	N	N	N	Y
CENTRAL BANK OF INDIA	6202	19	14-11-2019	MUZAFFARPUR	KATARA	SHIVDASPUR	27	N	N	N	N	N	Y
CENTRAL BANK OF INDIA	6202	18	13-11-2019	MUZAFFARPUR	MUSHAHARY	MANIKACHOUK	26	N	N	N	N	N	Y
CENTRAL BANK OF INDIA	6202	17	11-11-2019	MUZAFFARPUR	MARWAN	SUBHANKARPUR	20	N	N	N	N	N	Y
CENTRAL BANK OF INDIA	6202	16	11-11-2019	MUZAFFARPUR	KANTI	MADHOPUR MACHII	26	N	N	N	N	N	Y
CENTRAL BANK OF INDIA	6202	15	04-11-2019	MUZAFFARPUR	MARWAN	SALAHPUR	28	N	N	N	N	N	Y
CENTRAL BANK OF INDIA	6202	28	26-11-2019	MUZAFFARPUR	GAYGHAT	JARANG	23	N	N	N	N	N	Y
CENTRAL BANK OF INDIA	6202	27	25-11-2019	MUZAFFARPUR	MOTIPUR	PANSALWA	24	N	N	N	N	N	Y
CENTRAL BANK OF INDIA	6202	26	20-11-2019	MUZAFFARPUR	SARAIYA	AMBARACHOUK	18	N	N	N	N	N	Y
CENTRAL BANK OF INDIA	6202	25	20-11-2019	MUZAFFARPUR	SARAIYA	KALUA	23	N	N	N	N	N	Y
CENTRAL BANK OF INDIA	6202	24	19-11-2019	MUZAFFARPUR	BOCHAHA	JAGARNATHPUR	15	N	N	N	N	N	Y
CENTRAL BANK OF INDIA	6202	23	19-11-2019	MUZAFFARPUR	BOCHAHA	HAMIDPUR G CHOW	22	N	N	N	N	N	Y
CENTRAL BANK OF INDIA	6202	22	18-11-2019	MUZAFFARPUR	SAKARA	HARIPURKRISHNA	29	N	N	N	N	N	Y
CENTRAL BANK OF INDIA	6202	35	24-12-2019	MUZAFFARPUR	SIHO	MATHURAPUR MUKU	26	N	N	N	N	N	Y
CENTRAL BANK OF INDIA	6202	34	23-12-2019	MUZAFFARPUR	MARWAN	MARWANBHOJ	31	N	N	N	N	N	Y

QUARTERLY REPORT ON CONDUCT OF SPECIAL CAMPS BY FLCs (GOING DIGITAL) : Annexure-2 Part(A)
AS ON 31.12.2019

Bank Name	FLC Code	Sr. No. of Camp	Date of special camp (DD/MM/YYYY)	District	Block	Village	No. of Participants	Stakeholders present (Indicate Y/N)							
								LDM	DDM	LDO	Local Govt	NGO	BC	Others	
CENTRAL BANK OF INDIA	6202	33	20-12-2019	MUZAFFARPUR	NARMA	BOCHAHA	21	N	N	N	N	N	Y	Y	
CENTRAL BANK OF INDIA	6202	32	19-12-2019	MUZAFFARPUR	MUSHAHARY	BHAGWANPUR	14	N	N	N	N	N	Y	Y	
CENTRAL BANK OF INDIA	6202	31	16-12-2019	MUZAFFARPUR	MUSHAHARY	DIGHARAMPUR	28	N	N	N	N	N	Y	Y	
CENTRAL BANK OF INDIA	6202	30	01-12-2019	MUZAFFARPUR	KURHANI	MANIYARI	26	N	N	N	N	N	Y	Y	
CENTRAL BANK OF INDIA	6202	29	27-11-2019	MUZAFFARPUR	BOCHAHA	NARMA	20	N	N	N	N	N	Y	Y	
CENTRAL BANK OF INDIA	6401	6	25-11-2019	WEST CHAMPARAN	JOGAPATTI	BAHUARWA	58	N	N	N	Y	N	Y	Y	
CENTRAL BANK OF INDIA	6401	5	15-11-2019	WEST CHAMPARAN	JOGAPATTI	SIKTA KALA	41	N	N	N	N	N	Y	Y	
CENTRAL BANK OF INDIA	6401	4	09-11-2019	WEST CHAMPARAN	JOGAPATTI	BHAWANIPUR	45	N	N	N	N	N	Y	Y	
CENTRAL BANK OF INDIA	6401	3	08-11-2019	WEST CHAMPARAN	NAUTAN	DHUMNAGAR	41	N	N	N	N	N	Y	Y	
CENTRAL BANK OF INDIA	6401	2	28-10-2019	WEST CHAMPARAN	NAUTAN	BISHUNPURA CHOW	50	N	N	N	N	N	Y	Y	
CENTRAL BANK OF INDIA	6401	1	02-10-2019	WEST CHAMPARAN	JOGAPATTI	BAHUARWA	25	N	N	N	N	N	Y	Y	
CENTRAL BANK OF INDIA	6401	12	31-12-2019	WEST CHAMPARAN	MAJHAULIA	LAL SARAIYA	35	N	N	N	N	N	Y	Y	
CENTRAL BANK OF INDIA	6401	11	21-12-2019	WEST CHAMPARAN	BAGHA-2	VALMIKINAGAR	22	N	N	N	N	N	Y	Y	
CENTRAL BANK OF INDIA	6401	10	11-12-2019	WEST CHAMPARAN	JOGAPATTI	HARPURAWA	41	N	N	N	N	N	Y	Y	
CENTRAL BANK OF INDIA	6401	9	10-12-2019	WEST CHAMPARAN	JOGAPATTI	LAUKARIYA	33	N	N	N	Y	Y	Y	Y	
CENTRAL BANK OF INDIA	6401	8	28-11-2019	WEST CHAMPARAN	BETTIAH	PIPPA PAKRI	35	N	N	N	Y	N	Y	Y	
CENTRAL BANK OF INDIA	6401	7	27-11-2019	WEST CHAMPARAN	BETTIAH	KARGAHIYA	16	N	N	N	N	N	Y	Y	
CENTRAL BANK OF INDIA	7101	6	29-10-2019	KATIHAH	KOLHA	KOLASI	29	N	N	N	N	N	N	Y	Y
CENTRAL BANK OF INDIA	7101	5	28-10-2019	KATIHAH	HASANGANJ	KALASAN	31	N	N	N	N	N	N	Y	Y
CENTRAL BANK OF INDIA	7101	4	25-10-2019	KATIHAH	MANAHI	KURETHA	61	N	N	N	N	N	Y	Y	Y
CENTRAL BANK OF INDIA	7101	3	23-10-2019	KATIHAH	KATIHAH	RAJENDRA STAM	62	Y	Y	Y	Y	Y	Y	Y	Y
CENTRAL BANK OF INDIA	7101	2	12-10-2019	KATIHAH	AZAMINAGAR	ALAMNAGAR	38	N	N	N	N	N	N	Y	Y
CENTRAL BANK OF INDIA	7101	1	10-10-2019	KATIHAH	MANSARI	CHITORIA	42	N	N	N	N	N	N	Y	Y
CENTRAL BANK OF INDIA	7101	12	14-11-2019	KATIHAH	PARANPUR	DHARHAN	94	N	N	N	Y	N	N	Y	Y
CENTRAL BANK OF INDIA	7101	11	10-11-2019	KATIHAH	KATIHAH	BARMASIA	34	N	N	N	N	N	N	Y	Y
CENTRAL BANK OF INDIA	7101	10	08-11-2019	KATIHAH	MANAHARI	RTANPUR	74	N	N	N	N	N	N	Y	Y
CENTRAL BANK OF INDIA	7101	9	07-11-2019	KATIHAH	MANIHARI	NARAYANPUR	31	N	N	N	N	N	N	Y	Y
CENTRAL BANK OF INDIA	7101	8	31-10-2019	KATIHAH	MANIHARI	BAGHMARA	60	N	N	N	N	N	N	Y	Y
CENTRAL BANK OF INDIA	7101	7	30-10-2019	KATIHAH	DHANKOHARA	TILASH	54	N	N	N	N	N	N	Y	Y
CENTRAL BANK OF INDIA	7101	18	04-02-2019	KATIHAH	MANIHARI	NAWABGANJ	39	N	N	N	Y	N	N	Y	Y
CENTRAL BANK OF INDIA	7101	17	02-12-2019	KATIHAH	MANIHARI	HASWAR	28	N	N	N	N	N	N	Y	Y
CENTRAL BANK OF INDIA	7101	16	29-11-2019	KATIHAH	BARSOI	AULANAPUR	24	N	N	N	N	N	N	Y	Y
CENTRAL BANK OF INDIA	7101	15	19-11-2019	KATIHAH	MANSARI	HARIPRASAD	30	N	N	N	N	N	N	Y	Y
CENTRAL BANK OF INDIA	7101	14	16-11-2019	KATIHAH	KORHA	FULWARIYA	31	N	N	N	N	N	N	Y	Y
CENTRAL BANK OF INDIA	7101	13	15-11-2019	KATIHAH	FALKA	DAYALPUR	40	N	Y	N	N	N	N	Y	Y
CENTRAL BANK OF INDIA	7101	24	23-12-2019	KATIHAH	HASANGANJ	SAPANI	30	N	N	N	N	N	N	Y	Y
CENTRAL BANK OF INDIA	7101	23	21-12-2019	KATIHAH	MANSARI	MOHANPUR	40	N	N	N	N	N	N	Y	Y
CENTRAL BANK OF INDIA	7101	22	19-12-2019	KATIHAH	KOHARA	RAJWARA	32	N	N	N	N	N	N	Y	Y
CENTRAL BANK OF INDIA	7101	21	17-12-2019	KATIHAH	KATIHAH	RAMPARA	38	N	N	N	N	N	N	Y	Y

QUARTERLY REPORT ON CONDUCT OF SPECIAL CAMPS BY FLCs (GOING DIGITAL) : Annexure-2 Part(A)

AS ON 31.12.2019

Bank Name	FLC Code	Sr. No. of Camp	Date of special camp (DD/MM/YYYY)	District	Block	Village	No. of Participants	Stakeholders present (Indicate Y/N)						
								LDM	DDM	LDO	Local Govt	NGO	BC	Others
CENTRAL BANK OF INDIA	7101	20	16-12-2019	KATIHAH	KATIHAH	H N SCHOOL	40	N	N	N	Y	N	N	Y
CENTRAL BANK OF INDIA	7101	19	15-12-2019	KATIHAH	BARARI	MOHANCHANDPUR	26	N	N	N	N	N	Y	Y
CENTRAL BANK OF INDIA	8901	6	14-11-2019	VAISHALI	RAJAPAKAR	HARPRASAD	68	N	N	N	N	Y	Y	N
CENTRAL BANK OF INDIA	8901	5	22-11-2019	VAISHALI	BHAGANPUR	PRABODHI	47	N	N	N	Y	Y	Y	N
CENTRAL BANK OF INDIA	8901	4	28-10-2019	VAISHALI	HAIJIPUR	DURGA NAGAR	33	Y	N	N	N	Y	Y	N
CENTRAL BANK OF INDIA	8901	3	17-10-2019	VAISHALI	VAISHALI	MADARNA	104	Y	N	N	N	Y	Y	N
CENTRAL BANK OF INDIA	8901	2	14-10-2019	VAISHALI	BHAGANPUR	HASI	67	N	N	N	Y	Y	Y	N
CENTRAL BANK OF INDIA	8901	1	04-10-2019	VAISHALI	HAIJIPUR	NAINHA	45	N	N	N	N	Y	Y	N
CENTRAL BANK OF INDIA	8901	7	18-11-2019	VAISHALI	MAHUA	MANSINGPUR	55	N	N	N	Y	Y	Y	N
CENTRAL BANK OF INDIA	8901	12	18-12-2019	VAISHALI	GOROL	UFROL	42	N	N	N	N	Y	N	N
CENTRAL BANK OF INDIA	8901	11	16-12-2019	VAISHALI	RAGHOPUR	CHOKIA	33	N	N	N	N	Y	Y	N
CENTRAL BANK OF INDIA	8901	10	13-12-2019	VAISHALI	BIDUPUR	DILARPUR	55	N	N	N	N	N	Y	N
CENTRAL BANK OF INDIA	8901	9	20-11-2019	VAISHALI	JANDAHA	BARIARPUR	40	Y	N	N	Y	N	Y	N
CENTRAL BANK OF INDIA	8901	8	19-11-2019	VAISHALI	MAHUA	KUASHAR	88	Y	N	N	N	Y	Y	N
PUNJAB NATIONAL BANK	67	1	27-12-2019	ROHTAS	DEHRI	RSETI	24	Y	N	Y	N	N	N	N
PUNJAB NATIONAL BANK	67	1	23-12-2019	ROHTAS	NASRIGANJ	MANAULI	24	Y	Y	N	Y	N	N	N
PUNJAB NATIONAL BANK	67	1	17-12-2019	ROHTAS	KARAKAT	BHOPATPUR	25	Y	Y	N	N	N	N	N
PUNJAB NATIONAL BANK	67	1	13-12-2019	ROHTAS	DINARA	LOHRA	28	Y	Y	N	N	N	N	N
PUNJAB NATIONAL BANK	67	1	12-09-2019	ROHTAS	SHIVSAGAR	BADDI	24	Y	N	Y	Y	N	N	N
PUNJAB NATIONAL BANK	67	1	05-12-2019	ROHTAS	RAJPUR	KARAMKILA	30	Y	Y	N	N	Y	N	N
PUNJAB NATIONAL BANK	67	1	12-02-2019	ROHTAS	RAJPUR	RAJPUR	22	Y	Y	Y	N	N	N	N
PUNJAB NATIONAL BANK	67	1	30-11-2019	ROHTAS	DEHRI	RSETI	38	Y	N	Y	Y	N	N	N
PUNJAB NATIONAL BANK	67	1	29-11-2019	ROHTAS	CHENARI	MALSAHAN	28	Y	N	N	Y	N	N	N
PUNJAB NATIONAL BANK	67	1	28-11-2019	ROHTAS	CHENARI	PEWANDI	25	Y	Y	N	Y	N	N	N
PUNJAB NATIONAL BANK	67	1	25-11-2019	ROHTAS	SANJHAULI	SIKATHI	35	Y	Y	N	N	N	N	N
PUNJAB NATIONAL BANK	67	1	22-11-2019	ROHTAS	SASARAM	KARWANDIA SSA	28	N	Y	Y	N	N	N	N
PUNJAB NATIONAL BANK	67	1	18-12-2019	ROHTAS	SHIVSAGAR	KONKI	22	Y	Y	N	N	Y	N	N
PUNJAB NATIONAL BANK	67	1	11-11-2019	ROHTAS	DINARA	ANKORHA	35	Y	Y	N	N	N	N	N
PUNJAB NATIONAL BANK	67	1	05-11-2019	ROHTAS	SHIVSAGAR	RAIPURCHORE	28	N	Y	N	Y	N	N	N
PUNJAB NATIONAL BANK	67	1	24-10-2019	ROHTAS	RAJPUR	SIWAVAK	51	Y	Y	N	Y	N	N	N
PUNJAB NATIONAL BANK	67	1	22-10-2019	ROHTAS	SANJHAULI	BARI	56	Y	N	Y	N	Y	N	N
PUNJAB NATIONAL BANK	67	1	18-10-2019	ROHTAS	SASARAM	NAGARPARISHAD	30	Y	Y	Y	Y	Y	N	N
PUNJAB NATIONAL BANK	67	1	10-12-2019	ROHTAS	DINARA	KARANJ	31	Y	Y	Y	N	N	N	N
PUNJAB NATIONAL BANK	67	1	10-12-2019	ROHTAS	DEHRI	R-SETI	34	Y	Y	Y	Y	Y	N	N
PUNJAB NATIONAL BANK	67	1	10-10-2019	ROTHAS	NASARIGANJ	PAIGA	56	Y	Y	Y	Y	N	N	N
PUNJAB NATIONAL BANK	67	1	10-05-2019	ROTHAS	SANJHAULI	CHAITABAHURI	22	Y	Y	Y	Y	Y	Y	N
CANARA BANK	79	6	17-12-2019	SHEIKHPURA	SHEIKHPURA	HIGH SCHOOL BHA	525	Y	N	N	Y	N	N	N
CANARA BANK	79	5	03-12-2019	SHEIKHPURA	SHEIKHPURA	HIGH SCHOOL MEH	1500	Y	N	N	Y	N	N	N
CANARA BANK	79	4	18-11-2019	SHEIKHPURA	BARBIGHA	HIGH SCHOOL BAR	740	N	N	N	Y	N	N	N

QUARTERLY REPORT ON CONDUCT OF SPECIAL CAMPS BY FLCs (GOING DIGITAL) : Annexure-2 Part(A)

AS ON 31.12.2019

Bank Name	FLC Code	Sr. No. of Camp	Date of special camp (DD/MM/YYYY)	District	Block	Village	No. of Participants	Stakeholders present (Indicate Y/N)						
								LDM	DDM	LDO	Local Govt	NGO	BC	Others
CANARA BANK	79	3	14-11-2019	SHEIKHPURA	CHEWARA	KRISHNA HIGH SC	1200	Y	N	N	Y	N	N	N
CANARA BANK	79	2	24-10-2019	SHEIKHPURA	BARBIGHA	MG SCHOOL BARB	500	N	N	N	Y	N	N	N
CANARA BANK	79	1	10-02-2019	SHEIKHPURA	BARBIGHA	BOI, BARBIGHA	115	N	N	N	Y	N	N	N
BANK OF BARODA	1	1	25-11-2019	JEHANABAD	JEHANABAD	JEHANABAD	115	N	N	N	N	N	N	N
UNION BANK OF INDIA	1	26	04-12-2019	SAMASTIPUR	SAMASTIPUR	DHARAMPUR	81	Y	N	N	N	N	Y	N
UNION BANK OF INDIA	1	25	27-11-2019	SAMASTIPUR	SAMASTIPUR	JITBARPUR	74	Y	N	N	N	N	Y	N
UNION BANK OF INDIA	1	24	11-11-2019	SAMASTIPUR	SAMASTIPUR	GAUSPUR	74	Y	N	N	N	N	Y	N
UNION BANK OF INDIA	1	23	20-10-2019	SAMASTIPUR	SAMASTIPUR	SHIVAJINAGAR	55	Y	N	N	N	N	Y	N
UNION BANK OF INDIA	1	22	06-10-2019	SAMASTIPUR	SAMASTIPUR	KHANPUR	50	Y	N	N	N	N	Y	N
UNION BANK OF INDIA	1	21	26-12-2019	KHAGARIA	CHOUTHAM	PIPRA	55	Y	N	N	N	N	Y	N
UNION BANK OF INDIA	1	20	20-12-2019	KHAGARIA	CHOUTHAM	ROHIYA	45	Y	N	N	N	N	Y	N
UNION BANK OF INDIA	1	19	17-12-2019	KHAGARIA	CHOUTHAM	NIRPUR	41	Y	N	N	N	N	Y	N
UNION BANK OF INDIA	1	18	12-12-2019	KHAGARIA	CHOUTHAM	H S CHOUTHAM	46	Y	N	N	N	N	Y	N
UNION BANK OF INDIA	1	17	09-12-2019	KHAGARIA	CHOUTHAM	CHOUTHAM	43	Y	N	N	N	N	Y	N
UNION BANK OF INDIA	1	16	05-12-2019	KHAGARIA	CHOUTHAM	DEVKA	47	Y	N	N	N	N	Y	N
UNION BANK OF INDIA	1	15	02-12-2019	KHAGARIA	CHOUTHAM	KARUAMORE	46	Y	N	N	N	N	Y	N
UNION BANK OF INDIA	1	14	28-11-2019	KHAGARIA	MANSI	KHUTIA	47	Y	N	N	N	N	Y	N
UNION BANK OF INDIA	1	13	23-11-2019	KHAGARIA	MANSI	CHAKHUSANI	52	Y	N	N	N	N	Y	N
UNION BANK OF INDIA	1	12	18-11-2019	KHAGARIA	MANSI	RAJAJAN	48	Y	N	N	N	N	Y	N
UNION BANK OF INDIA	1	11	15-11-2019	KHAGARIA	MANSI	MANSI	46	Y	N	N	N	N	Y	N
UNION BANK OF INDIA	1	10	11-11-2019	KHAGARIA	MANSI	MANSI	48	Y	N	N	N	N	Y	N
UNION BANK OF INDIA	1	9	08-11-2019	KHAGARIA	MANSI	BALHA BAZAAR	46	Y	N	N	N	N	Y	N
UNION BANK OF INDIA	1	8	05-11-2019	KHAGARIA	MANSI	SAIDPUR	45	Y	N	N	N	N	Y	N
UNION BANK OF INDIA	1	7	29-10-2019	KHAGARIA	GOGRI	RATAN	43	Y	N	N	N	N	Y	N
UNION BANK OF INDIA	1	6	23-10-2019	KHAGARIA	GOGRI	GOUCHARI	56	Y	N	N	N	N	Y	N
UNION BANK OF INDIA	1	5	18-10-2019	KHAGARIA	GOGRI	MUSKIPUR	38	Y	N	N	N	N	Y	N
UNION BANK OF INDIA	1	4	15-10-2019	KHAGARIA	GOGRI	RAMPUR GOGRI	58	Y	N	N	N	N	Y	N
UNION BANK OF INDIA	1	3	11-10-2019	KHAGARIA	GOGRI	MAHESHKHUNT	43	Y	N	N	N	N	Y	N
UNION BANK OF INDIA	1	2	10-10-2019	KHAGARIA	GOGRI	PASRAHA	43	Y	N	N	N	N	Y	N
UNION BANK OF INDIA	1	1	01-01-0001	KHAGARIA	GOGRI	MADARPUR	41	Y	N	N	N	N	Y	N
DAKSHIN BIHAR GRAMIN BANK	3701	2	31-10-2019	KAIMUR	CHAINPUR	ISIVAN	73	N	N	N	N	N	Y	N
DAKSHIN BIHAR GRAMIN BANK	3701	1	30-10-2019	KAIMUR	NUAON	NUAON	106	N	N	N	N	N	Y	Y
DAKSHIN BIHAR GRAMIN BANK	3701	2	05-11-2019	KAIMUR	DURGAWATI	KUDARI	66	N	N	N	Y	N	Y	N
DAKSHIN BIHAR GRAMIN BANK	3701	1	04-11-2019	KAIMUR	CHAINPUR	MURI	71	N	N	N	N	N	Y	Y
DAKSHIN BIHAR GRAMIN BANK	3701	2	13-12-2019	KAIMUR	MOHANIA	DASAUTI	60	N	N	N	N	N	Y	N
DAKSHIN BIHAR GRAMIN BANK	3701	1	12-12-2019	KAIMUR	BHABHUA	SAHPUR	98	N	N	N	N	N	Y	Y
DAKSHIN BIHAR GRAMIN BANK	4501	2	15-10-2019	BUXAR	BRAHMPUR	DIYAMAN	50	N	N	N	N	N	Y	Y
DAKSHIN BIHAR GRAMIN BANK	4501	1	01-01-0001	BUXAR	NAWANAGAR	RUPSAGAR	83	N	N	N	N	N	Y	Y
DAKSHIN BIHAR GRAMIN BANK	4501	2	04-11-2019	BUXAR	ITARHI	BAGAHIPATTI	41	N	N	N	N	N	Y	Y

QUARTERLY REPORT ON CONDUCT OF SPECIAL CAMPS BY FLCs (GOING DIGITAL) : Annexure-2 Part(A)

AS ON 31.12.2019

Bank Name	FLC Code	Sr. No. of Camp	Date of special camp (DD/MM/YYYY)	District	Block	Village	No. of Participants	Stakeholders present (Indicate Y/N)							
								LDM	DDM	LDO	Local Govt	NGO	BC	Others	
DAKSHIN BIHAR GRAMIN BANK	4501	1	05-11-2019	BUXAR	NAWANAGAR	BALIHAR	44	N	N	N	N	N	Y	Y	
DAKSHIN BIHAR GRAMIN BANK	4501	2	09-01-2019	BUXAR	ITARHI	BASAOIN	38	N	N	N	N	N	N	Y	Y
DAKSHIN BIHAR GRAMIN BANK	4501	1	06-12-2019	BUXAR	BRAHMPUR	RAGHUNATHPUR	35	N	N	N	N	N	N	Y	Y
DAKSHIN BIHAR GRAMIN BANK	5101	2	16-10-2019	NALANDA	HARNAUT	SEVDAHCHERO	150	N	N	N	N	N	N	Y	Y
DAKSHIN BIHAR GRAMIN BANK	5101	1	14-10-2019	NALANDA	HARNAUT	CHAMERAH	125	N	N	N	N	N	N	Y	Y
DAKSHIN BIHAR GRAMIN BANK	5101	2	21-11-2019	NALANDA	HARNAUT	SEVDAH	125	N	N	N	N	N	N	Y	Y
DAKSHIN BIHAR GRAMIN BANK	5101	1	11-11-2019	NALANDA	EAKANGERSARAI	CHAMERA	122	N	N	N	N	N	N	Y	Y
DAKSHIN BIHAR GRAMIN BANK	5101	2	09-12-2019	NALANDA	HARNAUT	SEVDAH	56	N	N	N	N	N	N	Y	Y
DAKSHIN BIHAR GRAMIN BANK	5101	1	09-12-2019	NALANDA	EKANGERSARAI	CHAMERA	62	N	N	N	N	N	N	Y	Y
DAKSHIN BIHAR GRAMIN BANK	5201	7	19-10-2019	BHOJPUR	BARHARA	KESHOPUR	88	N	N	N	N	N	N	Y	N
DAKSHIN BIHAR GRAMIN BANK	5201	6	18-10-2019	BHOJPUR	TARARI	BIHTA	113	N	N	N	N	N	N	Y	N
DAKSHIN BIHAR GRAMIN BANK	5201	5	17-10-2019	BHOJPUR	KOILWAR	SURAUINDHA	193	N	N	N	N	N	N	Y	N
DAKSHIN BIHAR GRAMIN BANK	5201	4	16-10-2019	BHOJPUR	KOILWAR	SAKADDI	95	N	N	N	N	N	N	Y	N
DAKSHIN BIHAR GRAMIN BANK	5201	3	15-10-2019	BHOJPUR	SANDESH	AKHGAON	90	N	N	N	N	N	N	Y	N
DAKSHIN BIHAR GRAMIN BANK	5201	2	14-10-2019	BHOJPUR	ARA	DHAMAR	208	N	Y	N	N	N	N	Y	N
DAKSHIN BIHAR GRAMIN BANK	5201	1	10-10-2019	BHOJPUR	SAHPUR	RANISAGAR	110	N	N	N	N	N	N	Y	N
DAKSHIN BIHAR GRAMIN BANK	5201	12	25-10-2019	BHOJPUR	UDWANT NAGAR	TETARIYA MORE	93	N	N	N	N	N	N	Y	N
DAKSHIN BIHAR GRAMIN BANK	5201	11	24-10-2019	BHOJPUR	GARAHANI	HADIYABAD	212	N	N	N	N	N	N	Y	N
DAKSHIN BIHAR GRAMIN BANK	5201	10	23-10-2019	BHOJPUR	PIRO	JITOURA	107	N	N	N	N	N	N	Y	N
DAKSHIN BIHAR GRAMIN BANK	5201	9	22-10-2019	BHOJPUR	PIRO	DHANAUTI	242	N	N	N	N	N	N	Y	N
DAKSHIN BIHAR GRAMIN BANK	5201	3	13-11-2019	BHOJPUR	PIRO	JITOURA	78	N	N	N	N	N	N	Y	N
DAKSHIN BIHAR GRAMIN BANK	5201	2	07-11-2019	BHOJPUR	TARARI	FTEHPUR	88	N	N	N	N	N	N	Y	N
DAKSHIN BIHAR GRAMIN BANK	5201	1	05-11-2019	BHOJPUR	SAHAR	NARAYANPUR	72	N	N	N	N	N	N	Y	N
DAKSHIN BIHAR GRAMIN BANK	5201	2	27-12-2019	BHOJPUR	ARA	BAMPALI	32	N	N	N	N	N	N	Y	N
DAKSHIN BIHAR GRAMIN BANK	5201	1	20-12-2019	BHOJPUR	TARARI	DHANGAONWA	250	N	N	Y	Y	Y	Y	Y	BM
DAKSHIN BIHAR GRAMIN BANK	5801	7	31-10-2019	AURANGABAD	NAVINAGAR	SINDURIYA	150	N	N	N	N	N	N	Y	Y
DAKSHIN BIHAR GRAMIN BANK	5801	6	25-10-2019	AURANGABAD	AURANGABAD	B.SHARIF	150	N	N	N	N	N	N	Y	Y
DAKSHIN BIHAR GRAMIN BANK	5801	5	24-10-2019	AURANGABAD	MADANPUR	JALWAN	150	N	N	N	N	N	N	Y	Y
DAKSHIN BIHAR GRAMIN BANK	5801	4	18-10-2019	AURANGABAD	OBRA	NOAWAN	150	N	N	N	N	N	N	Y	Y
DAKSHIN BIHAR GRAMIN BANK	5801	3	17-10-2019	AURANGABAD	AURANGABAD	BEVANDI	150	N	N	N	N	N	N	Y	Y
DAKSHIN BIHAR GRAMIN BANK	5801	2	16-10-2019	AURANGABAD	BARUN	KOCHADH	150	N	N	N	N	N	N	Y	Y
DAKSHIN BIHAR GRAMIN BANK	5801	1	15-10-2019	AURANGABAD	GOH	HASAMPUR	150	N	N	N	N	N	N	Y	Y
DAKSHIN BIHAR GRAMIN BANK	5801	2	19-11-2019	AURANGABAD	AURANGABAD	BHARTHAULI	44	N	N	N	N	N	N	Y	Y
DAKSHIN BIHAR GRAMIN BANK	5801	1	14-11-2019	AURANGABAD	OBRA	CHECHARI	46	N	N	N	N	N	N	Y	Y
DAKSHIN BIHAR GRAMIN BANK	5801	2	12-12-2019	AURANGABAD	OBRA	RAMNAGAR	45	N	N	N	N	N	N	Y	Y
DAKSHIN BIHAR GRAMIN BANK	5801	1	11-12-2019	AURANGABAD	OBRA	DIHRA	44	N	N	N	N	N	N	Y	Y
DAKSHIN BIHAR GRAMIN BANK	5901	2	22-10-2019	NAWADA	PAKRIWARMA	BIRNAWAN	200	N	N	N	N	N	N	Y	Y
DAKSHIN BIHAR GRAMIN BANK	5901	1	14-01-2019	NAWADA	HISUA	KHANPUR	250	N	N	N	N	N	N	Y	Y
DAKSHIN BIHAR GRAMIN BANK	5901	2	23-12-2019	NAWADA	NAWADA	SAMAI	150	N	N	N	N	N	N	Y	Y

QUARTERLY REPORT ON CONDUCT OF SPECIAL CAMPS BY FLCs (GOING DIGITAL) : Annexure-2 Part(A)

AS ON 31.12.2019

Bank Name	FLC Code	Sr. No. of Camp	Date of special camp (DD/MM/YYYY)	District	Block	Village	No. of Participants	Stakeholders present (Indicate Y/N)					
								LDM	DDM	LDO	Local Govt.	NGO	BC
DAKSHIN BIHAR GRAMIN BANK	5901	1	03-12-2019	NAWADA	MESKAUR	MESKAUR	156	N	N	N	Y	N	Y
DAKSHIN BIHAR GRAMIN BANK	6001	1	13-11-2019	PATNA	ATHMALGOLA	PHULEHPUR	146	N	N	N	Y	N	Y
DAKSHIN BIHAR GRAMIN BANK	6001	1	13-11-2019	PATNA	FATUHA	HARDASHBIGHA	155	N	N	N	Y	N	Y
DAKSHIN BIHAR GRAMIN BANK	6001	2	30-12-2019	PATNA	FATUHA	MAUJIPUR	148	N	N	N	Y	N	Y
DAKSHIN BIHAR GRAMIN BANK	6001	1	26-12-2019	PATNA	DHANARUA	HARLA	133	N	N	N	Y	N	Y
DAKSHIN BIHAR GRAMIN BANK	6701	2	17-10-2019	ROHTAS	DALMIYANAGAR	DEHRI	44	N	N	N	Y	N	Y
DAKSHIN BIHAR GRAMIN BANK	6701	1	16-10-2019	ROHTAS	INDAUR	KOCHAS	48	N	N	N	Y	N	Y
DAKSHIN BIHAR GRAMIN BANK	6701	2	08-11-2019	ROHTAS	BIKRAMGANJ	GHUSIYAKHURD	48	N	N	N	N	N	Y
DAKSHIN BIHAR GRAMIN BANK	6701	1	07-11-2019	ROHTAS	BIKRAMGANJ	DHAINGAIN	41	N	N	N	N	N	Y
DAKSHIN BIHAR GRAMIN BANK	6701	2	13-12-2019	ROHTAS	SHIVSAGAR	ALAMPUR	49	N	N	N	N	N	Y
DAKSHIN BIHAR GRAMIN BANK	6701	1	12-12-2019	ROHTAS	ROHTAS	MAJHIGAON	47	N	N	N	N	N	Y
DAKSHIN BIHAR GRAMIN BANK	7001	2	30-10-2019	GAYA	FATEHPUR	KETRA	55	N	N	N	N	N	Y
DAKSHIN BIHAR GRAMIN BANK	7001	1	04-10-2019	GAYA	BELAGANJ	KHANETA	65	N	N	N	N	N	Y
DAKSHIN BIHAR GRAMIN BANK	7001	2	11-11-2019	GAYA	CHERKI	KURMAWA	75	N	N	N	N	N	Y
DAKSHIN BIHAR GRAMIN BANK	7001	1	06-11-2019	GAYA	BODH GAYA	HATHIYAR	40	N	N	N	N	N	Y
DAKSHIN BIHAR GRAMIN BANK	7001	1	10-12-2019	GAYA	MOHANPUR	BANGLA	40	N	N	N	N	N	Y
DAKSHIN BIHAR GRAMIN BANK	8101	2	17-10-2019	JEHANABAD	BIKRAMGANJ	DURGADDEEH	70	N	N	N	N	N	Y
DAKSHIN BIHAR GRAMIN BANK	8101	1	16-10-2019	JEHANABAD	NOKHA	MEYARI BAZAR	60	N	N	N	Y	N	Y
DAKSHIN BIHAR GRAMIN BANK	8101	2	08-11-2019	JEHANABAD	KAKO	DEVBHATA	150	N	N	N	Y	N	Y
DAKSHIN BIHAR GRAMIN BANK	8101	1	05-11-2019	JEHANABAD	GHOSI	KORA	130	N	N	N	Y	N	Y
DAKSHIN BIHAR GRAMIN BANK	8101	2	17-12-2019	JEHANABAD	KAKO	KHUDOURI	70	N	N	N	Y	Y	Y
DAKSHIN BIHAR GRAMIN BANK	8101	1	03-12-2019	JEHANABAD	KAKO	PINJORA	70	N	N	N	Y	Y	Y
DAKSHIN BIHAR GRAMIN BANK	10901	2	14-10-2019	ARWAL	ARWAL	BHADASI	45	N	N	N	Y	Y	Y
DAKSHIN BIHAR GRAMIN BANK	10901	1	11-10-2019	ARWAL	KALER	PAHLEJA	64	N	Y	N	Y	Y	Y
DAKSHIN BIHAR GRAMIN BANK	10901	5	15-11-2019	BHOJPUR	SAHAR	AZIMABAD	74	N	N	N	N	N	N
DAKSHIN BIHAR GRAMIN BANK	10901	4	14-11-2019	BHOJPUR	JAGDISHPUR	BABANIYAON	65	N	N	N	N	N	N
DAKSHIN BIHAR GRAMIN BANK	10901	1	12-12-2019	ARWAL	KALER	MAHRAULI	45	N	N	N	Y	Y	Y
DAKSHIN BIHAR GRAMIN BANK	10901	1	03-12-2019	ARWAL	ARWAL	MATPA	57	N	N	N	Y	Y	Y
UTTAR BIHAR GRAMIN BANK	4802	2	11-12-2019	SUPAUL	SUPAUL	SUKHPUR	45	N	N	N	N	N	Y
UTTAR BIHAR GRAMIN BANK	4802	1	06-11-2019	SUPAUL	SUPAUL	VEENA	65	N	N	N	N	N	Y
UTTAR BIHAR GRAMIN BANK	5002	5	13-10-2019	SITAMARHI	SURSAND	RADHAUR	68	N	N	N	N	N	Y
UTTAR BIHAR GRAMIN BANK	5002	4	10-10-2019	SITAMARHI	PURNAHIYA	PURNAHIYA-PIPIRA	71	N	N	N	N	N	Y
UTTAR BIHAR GRAMIN BANK	5002	3	11-10-2019	SITAMARHI	SONBARSA	KANHAULI	67	N	N	N	N	Y	Y
UTTAR BIHAR GRAMIN BANK	5002	2	10-10-2019	SITAMARHI	BATHANAHA	SIRSI	78	N	N	N	N	Y	Y
UTTAR BIHAR GRAMIN BANK	5002	1	09-10-2019	SITAMARHI	CHAROUT	YADDUPATTI	68	N	N	N	Y	N	Y
UTTAR BIHAR GRAMIN BANK	5302	1	10-10-2019	E.CHAMPARAN	HARSIDDIHI	HARPUR RAY	66	N	N	N	N	N	Y
UTTAR BIHAR GRAMIN BANK	5302	7	30-10-2019	E.CHAMPARAN	KESARIA	CHAND PARSA	72	N	N	N	N	N	Y
UTTAR BIHAR GRAMIN BANK	5302	6	29-10-2019	E.CHAMPARAN	DHAKA	CHAND MOHAN	68	N	N	N	N	N	Y
UTTAR BIHAR GRAMIN BANK	5302	5	24-10-2019	E.CHAMPARAN	CHIRAIYA	MIRPUR PURVI	57	N	N	N	N	N	Y

QUARTERLY REPORT ON CONDUCT OF SPECIAL CAMPS BY FLCs (GOING DIGITAL) : Annexure-2 Part(A)
AS ON 31.12.2019

Bank Name	FLC Code	Sr. No. of Camp	Date of special camp (DD/MM/YYYY)	District	Block	Village	No. of Participants	Stakeholders present (Indicate Y/N)					
								LDM	DDM	LDO	Local Govt	NGO	BC
UTTAR BIHAR GRAMIN BANK	5302	4	22-10-2019	E.CHAMPARAN	ARERAJ	MAGDAHA	64	N	N	N	N	Y	Y
UTTAR BIHAR GRAMIN BANK	5302	3	21-10-2019	E.CHAMPARAN	ARERAJ	BAHADURPUR	75	N	N	N	N	Y	Y
UTTAR BIHAR GRAMIN BANK	5302	2	16-10-2019	E.CHAMPARAN	SANGRAMPUR	IMADHUBANI TOLA	75	N	N	N	N	Y	Y
UTTAR BIHAR GRAMIN BANK	5302	10	19-11-2019	E.CHAMPARAN	SANGRAMPUR	PAKDI	75	N	N	N	N	Y	Y
UTTAR BIHAR GRAMIN BANK	5302	9	16-11-2019	E.CHAMPARAN	RAXAUL	KUKUHIYA	60	N	N	N	N	Y	Y
UTTAR BIHAR GRAMIN BANK	5302	8	14-11-2019	E.CHAMPARAN	SUGAULI	SRIPUR SOUTH	52	N	N	N	N	Y	Y
UTTAR BIHAR GRAMIN BANK	5302	15	12-12-2019	E.CHAMPARAN	KALYANPUR	MANANPUR	55	N	N	N	N	Y	Y
UTTAR BIHAR GRAMIN BANK	5302	14	30-11-2019	E.CHAMPARAN	MADHUBAN	TALIM PUR	70	N	N	N	N	Y	Y
UTTAR BIHAR GRAMIN BANK	5302	13	27-11-2019	E.CHAMPARAN	MEHSI	BARA GOVIND	67	N	N	N	N	Y	Y
UTTAR BIHAR GRAMIN BANK	5302	12	25-11-2019	E.CHAMPARAN	KALYANPUR	BHUWAN CHAPRA	65	N	N	N	N	Y	Y
UTTAR BIHAR GRAMIN BANK	5302	11	21-11-2019	E.CHAMPARAN	KOTWA	KALYANPUR KHAS	75	N	N	N	N	Y	Y
UTTAR BIHAR GRAMIN BANK	5302	10	19-11-2019	E.CHAMPARAN	SANGRAMPUR	PAKDI	75	N	N	N	N	Y	Y
UTTAR BIHAR GRAMIN BANK	5302	9	16-11-2019	E.CHAMPARAN	RAXAUL	KUKUHIYA	60	N	N	N	N	Y	Y
UTTAR BIHAR GRAMIN BANK	5302	8	14-11-2019	E.CHAMPARAN	SUGAULI	SRIPUR SOUTH	52	N	N	N	N	Y	Y
UTTAR BIHAR GRAMIN BANK	5302	21	24-12-2019	E.CHAMPARAN	ADAPUR	HARPUR	70	N	N	N	N	Y	Y
UTTAR BIHAR GRAMIN BANK	5302	20	19-12-2019	E.CHAMPARAN	GHORASAHAN	MAHUAHI	56	N	N	N	N	Y	Y
UTTAR BIHAR GRAMIN BANK	5302	19	18-12-2019	E.CHAMPARAN	RAMGADHWA	WEST CHAMPAPUR	75	N	N	N	N	Y	Y
UTTAR BIHAR GRAMIN BANK	5302	18	17-12-2019	E.CHAMPARAN	KOTWA	SAGAR CHURAMAN	74	N	N	N	N	Y	Y
UTTAR BIHAR GRAMIN BANK	5302	17	16-12-2019	E.CHAMPARAN	SUGAULI	MALI	73	N	N	N	N	Y	Y
UTTAR BIHAR GRAMIN BANK	5302	16	13-12-2019	E.CHAMPARAN	CHHAURADANO	KODARKAAT	66	N	N	N	N	Y	Y
UTTAR BIHAR GRAMIN BANK	5402	4	10-10-2019	MADHUBANI	ANDHRA THARHI	SIWA	74	N	N	N	Y	Y	Y
UTTAR BIHAR GRAMIN BANK	5402	3	09-10-2019	MADHUBANI	ANDHRA THARHI	DEOHAR	80	N	N	N	N	Y	Y
UTTAR BIHAR GRAMIN BANK	5402	2	04-10-2019	MADHUBANI	GHOGHARDIHA	MAINNAHI	76	N	N	N	Y	Y	Y
UTTAR BIHAR GRAMIN BANK	5402	1	03-10-2019	MADHUBANI	GHOGHARDIHA	TILAT	71	N	N	N	Y	Y	Y
UTTAR BIHAR GRAMIN BANK	5402	8	21-11-2019	MADHUBANI	MADHEPUR	PRASAD	85	N	N	N	Y	Y	Y
UTTAR BIHAR GRAMIN BANK	5402	7	20-11-2019	MADHUBANI	LAKHNAUR	RAGHEPURA	91	N	N	N	Y	Y	Y
UTTAR BIHAR GRAMIN BANK	5402	6	07-11-2019	MADHUBANI	LAKHNAUR	KASIAM	67	N	N	N	Y	Y	Y
UTTAR BIHAR GRAMIN BANK	5402	5	05-11-2019	MADHUBANI	LAKHNAUR	ANKUSI	69	N	N	N	Y	Y	Y
UTTAR BIHAR GRAMIN BANK	5402	9	10-12-2019	MADHUBANI	MADHEPUR	BHAGIYA	82	N	N	N	Y	Y	Y
UTTAR BIHAR GRAMIN BANK	5402	11	12-12-2019	MADHUBANI	MADHEPUR	KHAJURA	73	N	N	N	Y	Y	Y
UTTAR BIHAR GRAMIN BANK	5402	10	11-12-2019	MADHUBANI	MADHEPUR	BANKI	75	N	N	N	Y	Y	Y
UTTAR BIHAR GRAMIN BANK	5702	16	27-12-2019	SIWAN	KARBALA BAZAR	HARDIYA	43	N	N	N	N	Y	Y
UTTAR BIHAR GRAMIN BANK	5702	15	21-12-2019	SIWAN	CHAP	RASULPUR	42	N	N	N	N	Y	Y
UTTAR BIHAR GRAMIN BANK	5702	14	18-12-2019	SIWAN	RAJANPURA	PAKRI	45	N	N	N	N	Y	Y
UTTAR BIHAR GRAMIN BANK	5702	13	20-11-2019	SIWAN	TARWAN	NEPURA	43	N	N	N	N	Y	Y
UTTAR BIHAR GRAMIN BANK	5702	12	15-11-2019	SIWAN	MUSTAFABAD	BINDWAL	44	N	N	N	N	Y	Y
UTTAR BIHAR GRAMIN BANK	5702	11	14-11-2019	SIWAN	SAWAN BIGRAH	PAKWALIA	44	N	N	N	N	Y	Y
UTTAR BIHAR GRAMIN BANK	5702	10	13-11-2019	SIWAN	TENDUA	ODIKHAR	43	N	N	N	N	Y	Y
UTTAR BIHAR GRAMIN BANK	5702	9	07-11-2019	SIWAN	MADHOPUR	BALLIAPATTI	42	N	N	N	N	Y	Y

QUARTERLY REPORT ON CONDUCT OF SPECIAL CAMPS BY FLCs (GOING DIGITAL) : Annexure-2 Part(A)

AS ON 31.12.2019

Bank Name	FLC Code	Sr. No. of Camp	Date of special camp (DD/MM/YYYY)	District	Block	Village	No. of Participants	Stakeholders present (Indicate Y/N)						
								LDM	DDM	LDO	Local Govt	NGO	BC	Others
UTTAR BIHAR GRAMIN BANK	5702	8	05-11-2019	SIWAN	BHIKHAMPUR BAZA	BARKAGAON	41	N	N	N	N	N	Y	Y
UTTAR BIHAR GRAMIN BANK	5702	7	29-10-2019	SIWAN	CHAKRI(NADIGAON	NADIGAON	40	N	N	N	N	N	Y	Y
UTTAR BIHAR GRAMIN BANK	5702	6	25-10-2019	SIWAN	CHAKRI(FIROZPUR	FIROZPUR	45	N	N	N	N	N	Y	Y
UTTAR BIHAR GRAMIN BANK	5702	5	24-10-2019	SIWAN	KACHNAR(MATHIYA	MATHIYA	42	N	N	N	N	N	Y	Y
UTTAR BIHAR GRAMIN BANK	5702	4	22-10-2019	SIWAN	KACHNAR(MIRPUR)	MIRPUR	41	N	N	N	N	N	Y	Y
UTTAR BIHAR GRAMIN BANK	5702	3	16-10-2019	SIWAN	TARI	TARI	43	N	N	N	N	N	Y	Y
UTTAR BIHAR GRAMIN BANK	5702	2	05-10-2019	SIWAN	SAWAN BIGRAH	SAWAN BIGRAH	42	N	N	N	N	N	Y	Y
UTTAR BIHAR GRAMIN BANK	5702	1	03-10-2019	SIWAN	LAKRI BAZAR	LAKRI BAZAR	40	N	N	N	N	N	Y	Y
UTTAR BIHAR GRAMIN BANK	6202	8	18-10-2019	MUZAFFARPUR	SARAIYA	POKHARIA	70	N	N	N	N	Y	N	Y
UTTAR BIHAR GRAMIN BANK	6202	7	18-10-2019	MUZAFFARPUR	MARWAN	KARIA	74	N	N	N	N	Y	N	Y
UTTAR BIHAR GRAMIN BANK	6202	6	18-10-2019	MUZAFFARPUR	MARWAN	MARWAN	72	N	N	N	N	Y	N	Y
UTTAR BIHAR GRAMIN BANK	6202	5	18-10-2019	MUZAFFARPUR	MARWAN	KAMTAUL	72	N	N	N	N	Y	N	Y
UTTAR BIHAR GRAMIN BANK	6202	4	17-10-2019	MUZAFFARPUR	KUDHANI	RAJLA CHATTI	70	N	N	N	N	Y	N	Y
UTTAR BIHAR GRAMIN BANK	6202	3	17-10-2019	MUZAFFARPUR	KUDHANI	BALIYA CHOWK	71	N	N	N	N	Y	N	Y
UTTAR BIHAR GRAMIN BANK	6202	2	17-10-2019	MUZAFFARPUR	KUDHANI	SONBARSA	74	N	N	N	N	Y	N	Y
UTTAR BIHAR GRAMIN BANK	6202	1	17-10-2019	MUZAFFARPUR	KUDHANI	BAGHI.	75	N	N	N	N	Y	N	Y
UTTAR BIHAR GRAMIN BANK	6202	13	18-11-2019	MUZAFFARPUR	BANDRA	BANDRA	76	N	N	N	N	Y	N	Y
UTTAR BIHAR GRAMIN BANK	6202	12	16-11-2019	MUZAFFARPUR	BANDRA	MUTLUPUR	80	N	N	N	N	Y	N	Y
UTTAR BIHAR GRAMIN BANK	6202	11	15-11-2019	MUZAFFARPUR	MEENAPUR	RAMPUR HARI	78	N	N	N	N	Y	N	Y
UTTAR BIHAR GRAMIN BANK	6202	10	14-11-2019	MUZAFFARPUR	MOTIPUR	FULWARIYA	75	N	N	N	N	Y	N	Y
UTTAR BIHAR GRAMIN BANK	6202	19	21-12-2019	MUZAFFARPUR	SARAIYA	BASANTPUR	78	N	N	N	N	Y	N	Y
UTTAR BIHAR GRAMIN BANK	6202	18	20-12-2019	MUZAFFARPUR	MARWAN	MARWAN	76	N	N	N	N	Y	N	Y
UTTAR BIHAR GRAMIN BANK	6202	17	22-11-2019	MUZAFFARPUR	AURAE	PITAUHIYA	80	N	N	N	N	Y	N	Y
UTTAR BIHAR GRAMIN BANK	6202	16	21-11-2019	MUZAFFARPUR	SAHEBGANJ	MANAIN	77	N	N	N	N	Y	N	Y
UTTAR BIHAR GRAMIN BANK	6202	15	20-11-2019	MUZAFFARPUR	GAIGHAT	BERUA	76	N	N	N	N	Y	N	Y
UTTAR BIHAR GRAMIN BANK	6202	14	19-11-2019	MUZAFFARPUR	SARAIYA	BASARA	81	N	N	N	N	Y	N	Y
UTTAR BIHAR GRAMIN BANK	6202	25	31-12-2019	MUZAFFARPUR	KUDHANI	MADHOPUR SUSTA	85	N	N	N	N	Y	N	Y
UTTAR BIHAR GRAMIN BANK	6202	24	30-12-2019	MUZAFFARPUR	GAIGHAT	BENIBAD	82	N	N	N	N	Y	N	Y
UTTAR BIHAR GRAMIN BANK	6202	23	27-12-2019	MUZAFFARPUR	SARAIYA	POKHRAIRA	77	N	N	N	N	Y	N	Y
UTTAR BIHAR GRAMIN BANK	6202	22	26-12-2019	MUZAFFARPUR	KUDHANI	PADMAUL	79	N	N	N	N	Y	N	Y
UTTAR BIHAR GRAMIN BANK	6202	21	24-12-2019	MUZAFFARPUR	KANTI	NARSANDA	76	N	N	N	N	Y	N	Y
UTTAR BIHAR GRAMIN BANK	6202	20	23-12-2019	MUZAFFARPUR	MUSHARI	MUSHARI	80	N	N	N	N	Y	N	Y
UTTAR BIHAR GRAMIN BANK	6402	9	22-11-2019	WEST CHAMPARAN	NAUTAN	MANDUWAHA	60	N	N	N	N	N	Y	Y
UTTAR BIHAR GRAMIN BANK	6402	8	21-11-2019	WEST CHAMPARAN	NAUTAN	FATU CHHAPAR	54	N	N	N	N	N	Y	Y
UTTAR BIHAR GRAMIN BANK	6402	7	20-11-2019	WEST CHAMPARAN	NAUTAN	SAN SARIYA	60	N	N	N	N	N	Y	Y
UTTAR BIHAR GRAMIN BANK	6402	6	17-11-2019	WEST CHAMPARAN	BAIRIYA	BHITAHAN NIJAMA	50	N	N	N	N	N	Y	Y
UTTAR BIHAR GRAMIN BANK	6402	5	13-11-2019	WEST CHAMPARAN	YOGAPATTI	BASOPATTI	57	N	N	N	N	N	Y	Y
UTTAR BIHAR GRAMIN BANK	6402	4	22-10-2019	WEST CHAMPARAN	BAIRIYA	TUMKARIYA	60	N	N	N	N	N	Y	Y
UTTAR BIHAR GRAMIN BANK	6402	3	12-10-2019	WEST CHAMPARAN	NAUTAN	JHKHARA	60	N	N	N	N	N	Y	Y

QUARTERLY REPORT ON CONDUCT OF SPECIAL CAMPS BY FLCs (GOING DIGITAL) : Annexure-2 Part(A)

AS ON 31.12.2019

Bank Name	FLC Code	Sr. No. of Camp	Date of special camp (DD/MM/YYYY)	District	Block	Village	No. of Participants	Stakeholders present (Indicate Y/N)						
								LDM	DDM	LDO	Local Govt	NGO	BC	Others
UTTAR BIHAR GRAMIN BANK	6402	2	11-10-2019	WEST CHAMPARAN	CHANPATIA	MAHUWAWA	57	N	N	N	N	N	Y	Y
UTTAR BIHAR GRAMIN BANK	6402	1	01-01-0001	WEST CHAMPARAN	NAUTAN	MACCHARGAWAN	70	N	N	N	N	N	Y	Y
UTTAR BIHAR GRAMIN BANK	6402	10	28-11-2019	WEST CHAMPARAN	YOGAPATTI	KAWALPUR	40	N	N	N	N	N	Y	Y
UTTAR BIHAR GRAMIN BANK	6402	12	03-12-2019	WEST CHAMPARAN	MAJHAULIA	SHEKH MANJHARIY	50	N	N	N	N	N	Y	Y
UTTAR BIHAR GRAMIN BANK	6402	11	02-12-2019	WEST CHAMPARAN	MAJHAULIA	PAKARIYA	40	N	N	N	N	N	Y	Y
UTTAR BIHAR GRAMIN BANK	6402	16	27-12-2019	WEST CHAMPARAN	MAJHAULIA	DHANKUTWA	50	N	N	N	N	N	Y	Y
UTTAR BIHAR GRAMIN BANK	6402	15	24-12-2019	WEST CHAMPARAN	MAJHAULIA	BHAKHALIYA	46	N	N	N	N	N	Y	Y
UTTAR BIHAR GRAMIN BANK	6402	14	17-12-2019	WEST CHAMPARAN	YOGAPATTI	BHAISAI	38	N	N	N	N	N	Y	Y
UTTAR BIHAR GRAMIN BANK	6402	13	05-12-2019	WEST CHAMPARAN	MAJHAULIA	PURUSHOTTAMPUR	52	N	N	N	N	N	Y	Y
UTTAR BIHAR GRAMIN BANK	6502	5	17-11-2019	SHEOHAR	SHEOHAR	TAJPUR	84	N	N	N	N	N	Y	Y
UTTAR BIHAR GRAMIN BANK	6502	4	21-11-2019	SHEOHAR	TARIYANI	BINDRAWAN	79	N	N	N	N	Y	Y	Y
UTTAR BIHAR GRAMIN BANK	6502	3	19-11-2019	SHEOHAR	PIPRAHI	PIPRAHI	65	N	N	N	N	N	Y	Y
UTTAR BIHAR GRAMIN BANK	6502	2	18-11-2019	SHEOHAR	TARIYANI	BINDRAWAN	68	N	N	N	N	N	Y	Y
UTTAR BIHAR GRAMIN BANK	6502	1	16-11-2019	SHEOHAR	TARIYANI	TARIYANI CHOWK	78	N	N	N	N	N	Y	Y
UTTAR BIHAR GRAMIN BANK	6602	7	17-10-2019	SARAN	NAGRA	NAGRA	64	N	N	N	N	N	Y	Y
UTTAR BIHAR GRAMIN BANK	6602	6	17-10-2019	SARAN	BANIAPUR	BHITHI	81	N	N	N	N	N	Y	Y
UTTAR BIHAR GRAMIN BANK	6602	5	16-10-2019	SARAN	MASHRAKH	BANSOHI	76	N	N	N	N	N	Y	Y
UTTAR BIHAR GRAMIN BANK	6602	4	16-10-2019	SARAN	MASHRAKH	SADHWARA	75	N	N	N	N	N	Y	Y
UTTAR BIHAR GRAMIN BANK	6602	3	16-10-2019	SARAN	BANIAPUR	SAHAJITPUR	94	N	N	N	N	N	Y	Y
UTTAR BIHAR GRAMIN BANK	6602	2	15-10-2019	SARAN	LAHLADPUR	PARSHOTTAMPUR	78	N	N	N	N	N	Y	Y
UTTAR BIHAR GRAMIN BANK	6602	1	13-10-2019	SARAN	LAHLADPUR	BASAHI	82	N	N	N	N	N	Y	Y
UTTAR BIHAR GRAMIN BANK	6602	14	28-11-2019	SARAN	DARIYAPUR	JHAWAN	92	N	N	N	N	N	Y	Y
UTTAR BIHAR GRAMIN BANK	6602	13	28-11-2019	SARAN	DARIYAPUR	M.MURTAZA	72	N	N	N	N	N	Y	Y
UTTAR BIHAR GRAMIN BANK	6602	21	13-12-2019	SARAN	EKMA	BENAUT	78	N	N	N	N	N	Y	Y
UTTAR BIHAR GRAMIN BANK	6602	20	06-12-2019	SARAN	EKMA	BALIA	64	N	N	N	N	N	Y	Y
UTTAR BIHAR GRAMIN BANK	6602	19	06-12-2019	SARAN	AMNOUR	RASULPUR	69	N	N	N	N	N	Y	Y
UTTAR BIHAR GRAMIN BANK	6602	18	06-12-2019	SARAN	EKMA	CHHITRAULIA	71	N	N	N	N	N	Y	Y
UTTAR BIHAR GRAMIN BANK	6602	17	06-12-2019	SARAN	BANIAPUR	PUCHARI	65	N	N	N	N	N	Y	Y
UTTAR BIHAR GRAMIN BANK	6602	16	28-11-2019	SARAN	SONPUR	BAIJALPUR	78	N	N	N	N	N	Y	Y
UTTAR BIHAR GRAMIN BANK	6602	15	28-11-2019	SARAN	SONPUR	SAKHNAULI	63	N	N	N	N	N	Y	Y
UTTAR BIHAR GRAMIN BANK	6802	2	11-12-2019	MADHEPURA	RAHTA	BHATGAMA	55	N	N	N	N	N	Y	Y
UTTAR BIHAR GRAMIN BANK	6802	1	10-12-2019	MADHEPURA	MURLIGANJ	BALUAHI	45	N	N	N	N	N	Y	Y
UTTAR BIHAR GRAMIN BANK	7102	3	07-10-2019	KATIHAR	BARSOI	HATBANGORA	86	N	N	N	Y	Y	Y	Y
UTTAR BIHAR GRAMIN BANK	7102	2	07-10-2019	KATIHAR	BARSOI	SUDHANI	67	N	N	N	Y	Y	Y	Y
UTTAR BIHAR GRAMIN BANK	7102	1	07-10-2019	KATIHAR	KADWA	BHELAGANJ	60	N	N	N	Y	Y	Y	Y
UTTAR BIHAR GRAMIN BANK	7102	7	18-10-2019	KATIHAR	KADWA	SALMARI	67	N	N	N	Y	Y	Y	Y
UTTAR BIHAR GRAMIN BANK	7102	6	18-10-2019	KATIHAR	BARSOI	ABADPUR	60	N	N	N	Y	Y	Y	Y
UTTAR BIHAR GRAMIN BANK	7102	5	18-10-2019	KATIHAR	KORHA	KORHA	86	N	N	N	Y	Y	Y	Y
UTTAR BIHAR GRAMIN BANK	7102	4	18-10-2019	KATIHAR	BARSOI	KACHNA	67	N	N	N	Y	Y	Y	Y

QUARTERLY REPORT ON CONDUCT OF SPECIAL CAMPS BY FLCs (GOING DIGITAL) : Annexure-2 Part(A)
AS ON 31.12.2019

Bank Name	FLC Code	Sr. No. of Camp	Date of special camp (DD/MM/YYYY)	District	Block	Village	No. of Participants	Stakeholders present (Indicate Y/N)						
								LDM	DDM	LDO	Local Govt	NGO	BC	Others
UTTAR BIHAR GRAMIN BANK	7102	11	24-10-2019	KATI HAR	DANDKHORA	DANDKHORA	71	N	N	N	Y	Y	Y	Y
UTTAR BIHAR GRAMIN BANK	7102	10	24-10-2019	KATI HAR	BALRAMPUR	MALLIKPUR	86	N	N	N	Y	Y	Y	Y
UTTAR BIHAR GRAMIN BANK	7102	9	24-10-2019	KATI HAR	AZAMNAGAR	AZAMNAGAR	67	N	N	N	Y	Y	Y	Y
UTTAR BIHAR GRAMIN BANK	7102	8	24-10-2019	KATI HAR	KORHA	MARWA	60	N	N	N	Y	Y	Y	Y
UTTAR BIHAR GRAMIN BANK	7102	22	12-11-2019	KATI HAR	KORHA	RAUTARA	62	N	N	N	Y	Y	Y	Y
UTTAR BIHAR GRAMIN BANK	7102	21	12-11-2019	KATI HAR	KORHA	KORHA	89	N	N	N	Y	Y	Y	Y
UTTAR BIHAR GRAMIN BANK	7102	20	12-11-2019	KATI HAR	BARSOI	KACHWA	66	N	N	N	Y	Y	Y	Y
UTTAR BIHAR GRAMIN BANK	7102	19	05-11-2019	KATI HAR	BARSOI	HATBANGORA	85	N	N	N	Y	Y	Y	Y
UTTAR BIHAR GRAMIN BANK	7102	18	05-11-2019	KATI HAR	BARSOI	SUDHANI	98	N	N	N	Y	Y	Y	Y
UTTAR BIHAR GRAMIN BANK	7102	17	05-11-2019	KATI HAR	KADWA	BHELAGANJ	63	N	N	N	Y	Y	Y	Y
UTTAR BIHAR GRAMIN BANK	7102	16	30-10-2019	KATI HAR	KADWA	SONALI BAZAR	86	N	N	N	Y	Y	Y	Y
UTTAR BIHAR GRAMIN BANK	7102	15	30-10-2019	KATI HAR	KATI HAR	SHARIFGANJ	60	N	N	N	Y	Y	Y	Y
UTTAR BIHAR GRAMIN BANK	7102	14	26-10-2019	KATI HAR	MANSAHI	MANSAHI	71	N	N	N	Y	Y	Y	Y
UTTAR BIHAR GRAMIN BANK	7102	13	26-10-2019	KATI HAR	BARSOI	BARSOI	67	N	N	N	Y	Y	Y	Y
UTTAR BIHAR GRAMIN BANK	7102	12	26-10-2019	KATI HAR	KADWA	BALIABELON	60	N	N	N	Y	Y	Y	Y
UTTAR BIHAR GRAMIN BANK	7102	37	09-12-2019	KATI HAR	BARSOI	KACHNA	66	N	N	N	Y	Y	Y	Y
UTTAR BIHAR GRAMIN BANK	7102	36	02-12-2019	KATI HAR	BARSOI	HATBANGORA	85	N	N	N	Y	Y	Y	Y
UTTAR BIHAR GRAMIN BANK	7102	35	02-12-2019	KATI HAR	BARSOI	SUDHANI	98	N	N	N	Y	Y	Y	Y
UTTAR BIHAR GRAMIN BANK	7102	34	02-12-2019	KATI HAR	KADWA	BHELAGANJ	63	N	N	N	Y	Y	Y	Y
UTTAR BIHAR GRAMIN BANK	7102	33	21-11-2019	KATI HAR	KADWA	SONALI BAZAR	69	N	N	N	Y	Y	Y	Y
UTTAR BIHAR GRAMIN BANK	7102	32	21-11-2019	KATI HAR	KATI HAR	SHARIFGANJ	62	N	N	N	Y	Y	Y	Y
UTTAR BIHAR GRAMIN BANK	7102	31	21-11-2019	KATI HAR	MANSAHI	MANSAHI	75	N	N	N	Y	Y	Y	Y
UTTAR BIHAR GRAMIN BANK	7102	30	19-11-2019	KATI HAR	BARSOI	BARSOI	98	N	N	N	Y	Y	Y	Y
UTTAR BIHAR GRAMIN BANK	7102	29	19-11-2019	KATI HAR	KADWA	BALIABELON	56	N	N	N	Y	Y	Y	Y
UTTAR BIHAR GRAMIN BANK	7102	28	16-11-2019	KATI HAR	DANDKHORA	DANDKHORA	74	N	N	N	Y	Y	Y	Y
UTTAR BIHAR GRAMIN BANK	7102	27	16-11-2019	KATI HAR	BALRAMPUR	MALLIKPUR	89	N	N	N	Y	Y	Y	Y
UTTAR BIHAR GRAMIN BANK	7102	26	16-11-2019	KATI HAR	AZAMNAGAR	AZAMNAGAR	35	N	N	N	Y	Y	Y	Y
UTTAR BIHAR GRAMIN BANK	7102	25	16-11-2019	KATI HAR	KORHA	MARWA	55	N	N	N	Y	Y	Y	Y
UTTAR BIHAR GRAMIN BANK	7102	24	12-11-2019	KATI HAR	KADWA	SALMARI	38	N	N	N	Y	Y	Y	Y
UTTAR BIHAR GRAMIN BANK	7102	23	12-11-2019	KATI HAR	BARSOI	ABADPUR	55	N	N	N	Y	Y	Y	Y
UTTAR BIHAR GRAMIN BANK	7102	50	26-12-2019	KATI HAR	KADWA	SONALI BAZAR	69	N	N	N	Y	Y	Y	Y
UTTAR BIHAR GRAMIN BANK	7102	49	21-12-2019	KATI HAR	KATI HAR	SHARIFGANJ	62	N	N	N	Y	Y	Y	Y
UTTAR BIHAR GRAMIN BANK	7102	48	21-12-2019	KATI HAR	MANSAHI	MANSAHI	75	N	N	N	Y	Y	Y	Y
UTTAR BIHAR GRAMIN BANK	7102	47	19-12-2019	KATI HAR	BARSOI	BARSOI	98	N	N	N	Y	Y	Y	Y
UTTAR BIHAR GRAMIN BANK	7102	46	19-12-2019	KATI HAR	KADWA	BALIABELON	56	N	N	N	Y	Y	Y	Y
UTTAR BIHAR GRAMIN BANK	7102	45	16-12-2019	KATI HAR	DANDKHORA	DANDKHORA	74	N	N	N	Y	Y	Y	Y
UTTAR BIHAR GRAMIN BANK	7102	44	16-12-2019	KATI HAR	BALRAMPUR	MALLIKPUR	89	N	N	N	Y	Y	Y	Y
UTTAR BIHAR GRAMIN BANK	7102	43	16-12-2019	KATI HAR	AZAMNAGAR	AZAMNAGAR	35	N	N	N	Y	Y	Y	Y
UTTAR BIHAR GRAMIN BANK	7102	42	16-12-2019	KATI HAR	KORHA	MARWA	55	N	N	N	Y	Y	Y	Y

QUARTERLY REPORT ON CONDUCT OF SPECIAL CAMPS BY FLCs (GOING DIGITAL) : Annexure-2 Part(A)

AS ON 31.12.2019

Bank Name	FLC Code	Sr. No. of Camp	Date of special camp (DD/MM/YYYY)	District	Block	Village	No. of Participants	Stakeholders present (Indicate Y/N)					
								LDM	DDM	LDO	Local Govt	NGO	BC
UTTAR BIHAR GRAMIN BANK	7102	41	12-12-2019	KATIHAH	KADWA	SALMARI	38	N	N	N	Y	N	Y
UTTAR BIHAR GRAMIN BANK	7102	40	12-12-2019	KATIHAH	BARSOI	ABADPUR	55	N	N	N	Y	Y	Y
UTTAR BIHAR GRAMIN BANK	7102	39	12-12-2019	KATIHAH	KORHA	RAUTARA	62	N	N	N	Y	Y	Y
UTTAR BIHAR GRAMIN BANK	7102	38	09-12-2019	KATIHAH	KORHA	KORHA	89	N	N	N	Y	Y	Y
UTTAR BIHAR GRAMIN BANK	7402	2	11-10-2019	DARBHANGA	BAHADURPUR	MOHAMMADPUR SIN	46	N	N	N	Y	Y	Y
UTTAR BIHAR GRAMIN BANK	7402	1	01-10-2019	DARBHANGA	HAYAGHAT	ANAR	40	N	N	N	Y	Y	Y
UTTAR BIHAR GRAMIN BANK	7402	6	23-10-2019	DARBHANGA	BAHERI	HARHACHA	35	N	N	N	Y	Y	Y
UTTAR BIHAR GRAMIN BANK	7402	5	21-10-2019	DARBHANGA	ALINAGAR	NARMA	35	N	N	N	Y	Y	Y
UTTAR BIHAR GRAMIN BANK	7402	4	18-10-2019	DARBHANGA	BENIPUR	MOTIPUR ANTOR	40	N	N	N	Y	Y	Y
UTTAR BIHAR GRAMIN BANK	7402	3	15-10-2019	DARBHANGA	BAHERI	CHAKKA	39	N	N	N	Y	Y	Y
UTTAR BIHAR GRAMIN BANK	7402	11	15-11-2019	DARBHANGA	BIROUL	PARARI	65	N	N	N	Y	Y	Y
UTTAR BIHAR GRAMIN BANK	7402	10	11-11-2019	DARBHANGA	HAYAGHAT	MALHIPATTI NORT	0	N	N	N	Y	Y	Y
UTTAR BIHAR GRAMIN BANK	7402	9	06-11-2019	DARBHANGA	BAHADURPUR	RAMBHADRAPUR	45	N	N	N	Y	Y	Y
UTTAR BIHAR GRAMIN BANK	7402	8	04-11-2019	DARBHANGA	GHANDHAYAMPUR	AADHARPUR	34	N	N	N	Y	Y	Y
UTTAR BIHAR GRAMIN BANK	7402	7	29-10-2019	DARBHANGA	KEOTI	PATHRA	40	N	N	N	Y	Y	Y
UTTAR BIHAR GRAMIN BANK	7402	13	27-11-2019	DARBHANGA	BEHERI	BALGON	45	N	N	N	Y	Y	Y
UTTAR BIHAR GRAMIN BANK	7402	12	22-11-2019	DARBHANGA	HANUMAN NAGAR	GORHAILLA	34	N	N	N	Y	Y	Y
UTTAR BIHAR GRAMIN BANK	7402	16	09-12-2019	DARBHANGA	BENIPUR	ANDAULI	55	N	N	N	Y	Y	Y
UTTAR BIHAR GRAMIN BANK	7402	15	05-12-2019	DARBHANGA	BEHERI	SIRUA	65	N	N	N	Y	Y	Y
UTTAR BIHAR GRAMIN BANK	7402	14	30-11-2019	DARBHANGA	HAYGHAT	BASUDEVPUR	40	N	N	N	Y	Y	Y
UTTAR BIHAR GRAMIN BANK	7402	18	17-12-2019	DARBHANGA	GHANDHAYAMPUR	KUMAI BHADAUN	40	N	N	N	Y	Y	Y
UTTAR BIHAR GRAMIN BANK	7402	17	13-12-2019	DARBHANGA	TARDIH	BAIKA	80	N	N	N	Y	Y	Y
UTTAR BIHAR GRAMIN BANK	7402	21	24-12-2019	DARBHANGA	BIROUL	SAHO	80	N	N	N	Y	Y	Y
UTTAR BIHAR GRAMIN BANK	7402	20	20-12-2019	DARBHANGA	DARBHANGA SADAR	ADALPUR	55	N	N	N	Y	Y	Y
UTTAR BIHAR GRAMIN BANK	7402	19	19-12-2019	DARBHANGA	BEHERI	BAGHAUNI	65	N	N	N	Y	Y	Y
UTTAR BIHAR GRAMIN BANK	7602	12	20-11-2019	SAHARSA	MAHISHI	SATTOUR	62	N	N	N	N	Y	Y
UTTAR BIHAR GRAMIN BANK	7602	11	19-11-2019	SAHARSA	KAHRA	KAHRA	37	N	N	N	N	Y	Y
UTTAR BIHAR GRAMIN BANK	7602	10	11-11-2019	SAHARSA	S B PUR	BHATAUNI	59	N	N	N	N	Y	Y
UTTAR BIHAR GRAMIN BANK	7602	9	07-11-2019	SAHARSA	KAHRA	GARHIYAPATTI	46	N	N	N	N	Y	Y
UTTAR BIHAR GRAMIN BANK	7602	8	05-11-2019	SAHARSA	S B PUR	HAMIDPUR	55	N	N	N	N	Y	Y
UTTAR BIHAR GRAMIN BANK	7602	7	25-10-2019	SAHARSA	S B PUR	BALAHAMPUR	50	N	N	N	N	Y	Y
UTTAR BIHAR GRAMIN BANK	7602	6	21-10-2019	SAHARSA	S B PUR	KHAJURAHA	53	N	N	N	N	Y	Y
UTTAR BIHAR GRAMIN BANK	7602	5	23-10-2019	SAHARSA	S B PUR	EKPARHA	140	N	N	N	N	Y	Y
UTTAR BIHAR GRAMIN BANK	7602	4	15-10-2019	SAHARSA	MAHISHI	VELWA	42	N	N	N	N	Y	Y
UTTAR BIHAR GRAMIN BANK	7602	3	10-10-2019	SAHARSA	BANMA ITHARI	KASIMPUR	43	N	N	N	N	Y	Y
UTTAR BIHAR GRAMIN BANK	7602	2	05-10-2019	SAHARSA	SAUR BAZAR	KADHAIYA	59	N	N	N	N	Y	Y
UTTAR BIHAR GRAMIN BANK	7602	1	03-10-2019	SAHARSA	SALKHUA	SITUAHA	76	N	N	N	N	Y	Y
UTTAR BIHAR GRAMIN BANK	7602	20	30-12-2019	SAHARSA	SALKHUA	HARISAN	63	N	N	N	N	Y	Y
UTTAR BIHAR GRAMIN BANK	7602	19	29-12-2019	SAHARSA	PATARGHAT	PAHARPUR	64	N	N	N	N	Y	Y

QUARTERLY REPORT ON CONDUCT OF SPECIAL CAMPS BY FLCs (GOING DIGITAL) : Annexure-2 Part(A)

AS ON 31.12.2019

Bank Name	FLC Code	Sr. No. of Camp	Date of special camp (DD/MM/YYYY)	District	Block	Village	No. of Participants	Stakeholders present (Indicate Y/N)						
								LDM	DDM	LDO	Local Govt	NGO	BC	Others
UTTAR BIHAR GRAMIN BANK	7602	18	21-12-2019	SAHARSA	SOUR BAZAR	GADHAIYA	62	N	N	N	N	N	Y	Y
UTTAR BIHAR GRAMIN BANK	7602	17	18-12-2019	SAHARSA	SOUR BAZAR	KACHRA	58	N	N	N	N	N	Y	Y
UTTAR BIHAR GRAMIN BANK	7602	16	12-12-2019	SAHARSA	SOUR BAZAR	SUHATH	56	N	N	N	N	N	Y	Y
UTTAR BIHAR GRAMIN BANK	7602	15	04-12-2019	SAHARSA	S B PUR	SIMRI	62	N	N	N	N	N	Y	Y
UTTAR BIHAR GRAMIN BANK	7602	14	29-11-2019	SAHARSA	SOUR BAZAR	LAKHMINIYA	58	N	N	N	N	N	Y	Y
UTTAR BIHAR GRAMIN BANK	7602	13	27-11-2019	SAHARSA	SOUR BAZAR	KHAJAUARI	52	N	N	N	N	N	Y	Y
UTTAR BIHAR GRAMIN BANK	7802	5	18-10-2019	PURNIA	RUPAULI	POTHIA	60	N	N	N	Y	Y	Y	Y
UTTAR BIHAR GRAMIN BANK	7802	4	12-10-2019	PURNIA	RUPAULI	RUPAULI	94	N	N	N	Y	Y	Y	Y
UTTAR BIHAR GRAMIN BANK	7802	3	12-10-2019	PURNIA	RUPAULI	BIRAU LI	69	N	N	N	Y	Y	Y	Y
UTTAR BIHAR GRAMIN BANK	7802	2	12-10-2019	PURNIA	BANMANKHI	BUDHIA	84	N	N	N	Y	Y	Y	Y
UTTAR BIHAR GRAMIN BANK	7802	1	12-10-2019	PURNIA	AMOUR	ANGARHAT	71	N	N	N	Y	Y	Y	Y
UTTAR BIHAR GRAMIN BANK	7802	13	24-10-2019	PURNIA	BANMANKHI	SARSI	94	N	N	N	Y	Y	Y	Y
UTTAR BIHAR GRAMIN BANK	7802	12	20-10-2019	PURNIA	DAGARUA	KANHARIA	69	N	N	N	Y	Y	Y	Y
UTTAR BIHAR GRAMIN BANK	7802	11	20-10-2019	PURNIA	JALALGARH	JALALGARH	84	N	N	N	Y	Y	Y	Y
UTTAR BIHAR GRAMIN BANK	7802	10	20-10-2019	PURNIA	SRINAGAR	SRINAGAR	71	N	N	N	Y	Y	Y	Y
UTTAR BIHAR GRAMIN BANK	7802	9	20-10-2019	PURNIA	BARHARA	BARHAHARA	86	N	N	N	Y	Y	Y	Y
UTTAR BIHAR GRAMIN BANK	7802	8	18-10-2019	PURNIA	PURNIA EAST	HARDA	69	N	N	N	Y	Y	Y	Y
UTTAR BIHAR GRAMIN BANK	7802	7	18-10-2019	PURNIA	PURNIA EAST	RANIPATRA	84	N	N	N	Y	Y	Y	Y
UTTAR BIHAR GRAMIN BANK	7802	6	18-10-2019	PURNIA	AMOUR	AMOUR	71	N	N	N	Y	Y	Y	Y
UTTAR BIHAR GRAMIN BANK	7802	16	26-10-2019	PURNIA	BAISEE	BAISEE	94	N	N	N	Y	Y	Y	Y
UTTAR BIHAR GRAMIN BANK	7802	15	26-10-2019	PURNIA	RUPAULI	BAHDURA	69	N	N	N	Y	Y	Y	Y
UTTAR BIHAR GRAMIN BANK	7802	14	26-10-2019	PURNIA	BAISEE	DANGRAHA	84	N	N	N	Y	Y	Y	Y
UTTAR BIHAR GRAMIN BANK	8302	1	25-10-2019	ARARIA	JKIHAT	DABHRA	49	N	N	N	N	N	Y	Y
UTTAR BIHAR GRAMIN BANK	8902	1	10-10-2019	VAISHALI	VAISHALI	AMRITPUR	86	N	N	N	Y	Y	Y	Y
UTTAR BIHAR GRAMIN BANK	8902	2	11-10-2019	VAISHALI	PATEDHI BELSAR	MISHRAWALISH	143	N	N	N	Y	N	Y	Y
UTTAR BIHAR GRAMIN BANK	8902	3	15-10-2019	VAISHALI	PATEDHI BELSAR	KARENJI	185	N	N	N	Y	N	Y	Y
UTTAR BIHAR GRAMIN BANK	8902	4	24-10-2019	VAISHALI	MAHUA	MADHURAPUR	82	N	N	N	Y	N	Y	Y
UTTAR BIHAR GRAMIN BANK	8902	6	29-10-2019	VAISHALI	PATEPUR	NAMACHAK	142	N	N	N	Y	N	Y	Y
UTTAR BIHAR GRAMIN BANK	8902	5	25-10-2019	VAISHALI	RAJAPAKAR	BHALWA	101	N	N	N	Y	Y	Y	Y
UTTAR BIHAR GRAMIN BANK	8902	7	30-10-2019	VAISHALI	DESARI	UFRAUL	80	N	N	N	Y	N	Y	Y
UTTAR BIHAR GRAMIN BANK	8902	9	27-11-2019	VAISHALI	JANDAHA	BISHUNPUR	118	N	N	N	Y	N	Y	Y
UTTAR BIHAR GRAMIN BANK	8902	8	31-10-2019	VAISHALI	PATEPUR	BAJITPUR	62	N	N	N	Y	N	Y	Y
UTTAR BIHAR GRAMIN BANK	8902	12	30-11-2019	VAISHALI	SHAHDEIBUZURG	MOHAMADPUR	102	N	N	N	Y	N	Y	Y
UTTAR BIHAR GRAMIN BANK	8902	11	29-11-2019	VAISHALI	BIDUPUR	MILE CHOWK	52	N	N	N	Y	N	Y	Y
UTTAR BIHAR GRAMIN BANK	8902	10	28-11-2019	VAISHALI	JANDAHA	KHOJI	121	N	N	N	Y	N	Y	Y
UTTAR BIHAR GRAMIN BANK	8902	16	17-12-2019	VAISHALI	MAHNAR	BADHNACHAK	0	N	N	N	Y	Y	Y	Y
UTTAR BIHAR GRAMIN BANK	8902	15	16-12-2019	VAISHALI	SHAHDEIBUZURG	SALHA	198	N	N	N	Y	N	Y	Y
UTTAR BIHAR GRAMIN BANK	8902	14	24-12-2019	VAISHALI	BIDUPUR	BAJIPUR	215	N	N	N	Y	N	Y	Y
UTTAR BIHAR GRAMIN BANK	8902	13	23-12-2019	VAISHALI	RAJAPAKAR	FATEHPUR	48	N	N	N	Y	Y	Y	Y

ANNEX II- PART B
QUARTERLY REPORT ON CONDUCT OF TARGET GROUP SPECIFIC CAMPS BY FLCs : Annexure-2 Part(B)
AS ON 31.12.2019

Bank Name	FLC Code	Sr. No. of Camp	Date of target specific camp (DD/MM/YYYY)	District	Block	Village	No Of Participants	Stakeholders present (Indicate Y/N)						Target Group Addressed (1. Farmers 2. Small Entrepreneurs 3. School Students 4. SHGs 5. Senior Citizen 6. Others)	
								LDM	DDM	LDO	Local Govt	NGO	BC		Others
STATE BANK OF INDIA	7801	1	16-10-2019	PURNEA	DHAMDAHA	DACOITA	40	N	N	N	Y	Y	Y	5	
STATE BANK OF INDIA	7801	2	17-10-2019	PURNEA	DHAMDAHA	RUPASPUR	45	N	N	N	Y	Y	Y	2	
STATE BANK OF INDIA	7801	3	21-10-2019	PURNEA	SRINAGAR	CHANKA	45	N	N	N	Y	Y	Y	4	
STATE BANK OF INDIA	7801	4	22-10-2019	PURNEA	SRINAGAR	COOPERATIVE BAZAR	42	N	N	N	Y	Y	Y	1	
STATE BANK OF INDIA	7801	5	23-10-2019	PURNEA	PURNEA EAST	PIRGANJ	60	N	N	N	Y	Y	Y	6	
STATE BANK OF INDIA	7801	6	15-11-2019	PURNEA	KRITYANAND NAGAR	PRASAD PUR	38	N	N	N	Y	Y	Y	5	
STATE BANK OF INDIA	7801	7	16-11-2019	PURNEA	BANMANKHI	MASURIA	54	N	N	N	Y	Y	Y	1	
STATE BANK OF INDIA	7801	8	20-11-2019	PURNEA	JALALGARH	JALALGARH	36	N	N	N	Y	Y	Y	4	
STATE BANK OF INDIA	7801	9	21-11-2019	PURNEA	JALALGARH	DHANGAMA	56	N	N	N	Y	Y	Y	2	
STATE BANK OF INDIA	7801	10	25-11-2019	PURNEA	PURNEA EAST	MAHARAJPUR	53	N	N	N	Y	Y	Y	5	
STATE BANK OF INDIA	7801	11	26-12-2019	PURNEA	PURNEA EAST	BIRPUR	45	N	N	N	Y	Y	Y	1	
STATE BANK OF INDIA	7801	12	27-12-2019	PURNEA	BANMANKHI	BISHUNPUR DUJT	76	N	N	N	Y	Y	Y	2	
STATE BANK OF INDIA	7801	13	28-12-2019	PURNEA	BANMANKHI	BISHANPUR	31	N	N	N	Y	Y	Y	4	
STATE BANK OF INDIA	7801	14	29-12-2019	PURNEA	SRINAGAR	JHUNNI	34	N	N	N	Y	Y	Y	6	
STATE BANK OF INDIA	7801	15	18-09-2019	PURNEA	KRITYANAND NAGAR	HARIPUR	55	N	N	N	Y	Y	Y	4	
STATE BANK OF INDIA	7801	16	19-09-2019	PURNEA	KRITYANAND NAGAR	KARWA REKA	46	N	N	N	Y	Y	Y	6	
STATE BANK OF INDIA	7801	17	20-09-2019	PURNEA	PURNEA EAST	RSETI PURNEA	46	N	N	N	Y	Y	Y	2	
STATE BANK OF INDIA	2081	1	03-10-2019	SUPAUL	TRIVENIGANJ	BABHANGAMA	51	N	N	N	N	N	Y	4	
STATE BANK OF INDIA	2081	2	10-10-2019	SUPAUL	BASANTPUR	PEPRAHI NAG	34	N	N	N	N	N	Y	2	
STATE BANK OF INDIA	2081	3	15-10-2019	SUPAUL	BASANTPUR	GIDARMARI	50	N	N	N	N	N	Y	1	
STATE BANK OF INDIA	2081	4	18-10-2019	SUPAUL	CHHATAPUR	SIDDIQUE CHOWK RAMPUR	39	N	N	N	N	N	Y	4	
STATE BANK OF INDIA	2081	5	30-10-2019	SUPAUL	SUPAUL	RAMTOLA BAKAUR	51	N	N	N	N	N	Y	6	
STATE BANK OF INDIA	2081	6	01-11-2019	SUPAUL	TRIVENIGANJ	BAGHLA	53	N	N	N	N	N	Y	6	
STATE BANK OF INDIA	2081	7	21-11-2019	SUPAUL	RAGHOPUR	DHARAMPUR	34	N	N	N	N	N	Y	4	
STATE BANK OF INDIA	2081	8	25-11-2019	SUPAUL	BASANTPUR	BAURAHA	119	N	N	N	N	N	Y	1	
STATE BANK OF INDIA	2081	9	27-11-2019	SUPAUL	SUPAUL	PARSAUNI	51	N	N	N	N	N	Y	2	
STATE BANK OF INDIA	2081	10	29-11-2019	SUPAUL	SUPAUL	MALHANI	48	N	N	N	N	N	Y	1	
STATE BANK OF INDIA	2081	11	13-12-2019	SUPAUL	RAGHOPUR	KARJAIN BAZAR	57	N	N	N	N	N	Y	2	
STATE BANK OF INDIA	2081	12	16-12-2019	SUPAUL	TRIVENIGANJ	KORIAPATTI CHOWK	50	N	N	N	N	N	Y	1	
STATE BANK OF INDIA	2081	13	17-12-2019	SUPAUL	PIPPRA	PATHERA	32	N	N	N	N	N	Y	1	
STATE BANK OF INDIA	2081	14	23-12-2019	SUPAUL	SUPAUL	KARIHO	40	N	N	N	N	N	Y	4	
STATE BANK OF INDIA	2081	15	31-12-2019	SUPAUL	BASANTPUR	BASANTPUR	62	N	N	N	N	N	Y	4	
STATE BANK OF INDIA	7601	1	04-10-2019	SAHARSA	SIMRI BAKHTIYARPUR	CHATRAM	40	N	N	N	N	N	N	1	
STATE BANK OF INDIA	7601	2	10-10-2019	SAHARSA	KAHRA	AMARPUR	69	N	N	N	N	N	N	5	
STATE BANK OF INDIA	7601	3	15-10-2019	SAHARSA	SALKHUA	BARHARWA	70	N	N	N	N	N	N	6	
STATE BANK OF INDIA	7601	4	25-10-2019	SAHARSA	SIMRI BAKHTIYARPUR	SITANABAD	46	N	N	N	N	N	N	4	
STATE BANK OF INDIA	7601	5	30-10-2019	SAHARSA	KAHRA	RSETI	15	N	N	N	N	N	N	5	
STATE BANK OF INDIA	7601	6	31-10-2010	SAHARSA	SALKHUA	KATGHARA	16	N	N	N	N	N	Y	6	
STATE BANK OF INDIA	7601	7	05-11-2019	SAHARSA	SAUR BAZAR	SAMDA	33	N	N	N	N	N	N	4	
STATE BANK OF INDIA	7601	8	13-11-2019	SAHARSA	SAUR BAZAR	TIRI	40	N	N	N	N	N	N	1	
STATE BANK OF INDIA	7601	9	20-11-2019	SAHARSA	SONBARSA	RAGHUNATHPUR	54	N	N	N	N	N	N	6	

ANNEX II- PART B

QUARTERLY REPORT ON CONDUCT OF TARGET GROUP SPECIFIC CAMPS BY FLCs : Annexure-2 Part(B)

AS ON 31.12.2019

Bank Name	FLC Code	Sr. No. of Camp	Date of target specific camp (DD/MM/YYYY)	District	Block	Village	No Of Participants	Stakeholders present (Indicate Y/N)						Target Group Addressed (1. Farmers 2. Small Entrepreneurs 3. School Students 4. SHGs 5. Senior Citizen 6. Others)
								LDM	DDM	LDO	Local Govt	NGO	BC	
STATE BANK OF INDIA	7601	10	26-11-2019	SAHARSA	SOUR BAZAR	KHAJURI	52	N	N	N	N	N	N	1
STATE BANK OF INDIA	7601	11	29-11-2019	SAHARSA	BANMA ETAHRI	KHURASAN	58	Y	Y	N	N	N	N	6
STATE BANK OF INDIA	7601	12	09-12-2019	SAHARSA	SIMRI BAKHTIYARPUR	TILATHI	54	N	N	N	N	N	N	1
STATE BANK OF INDIA	7601	13	17-12-2019	SAHARSA	BANMA ETAHRI	MAHARATH	42	N	N	N	N	N	N	6
STATE BANK OF INDIA	7601	14	20-12-2019	SAHARSA	SONBARSA	CHIKARI	33	N	N	N	N	N	N	5
STATE BANK OF INDIA	7601	15	23-12-2019	SAHARSA	BANMA ETAHRI	GHORDAUR EAST	43	N	N	N	N	N	N	5
STATE BANK OF INDIA	7601	16	26-12-2019	SAHARSA	BANMA ETAHRI	GHORDAUR WEST	35	N	N	N	N	N	N	5
STATE BANK OF INDIA	8301	1	12-10-2019	ARARIA	FORBESGANJ	DUMARIA	83	Y	Y	Y	Y	Y	Y	1
STATE BANK OF INDIA	8301	2	16-10-2019	ARARIA	ARARIA	RSETI FOR MSME	30	Y	Y	Y	Y	Y	Y	2
STATE BANK OF INDIA	8301	3	19-10-2019	ARARIA	RANIGANJ	K G MIDDLE SCHOOL RANIGANJ	85	N	N	N	N	N	N	3
STATE BANK OF INDIA	8301	4	23-10-2019	ARARIA	FORBESGANJ	BATHNAHA	46	Y	N	N	N	Y	Y	4&5
STATE BANK OF INDIA	8301	5	25-10-2019	ARARIA	JOKIHAT	BORAIL	59	N	N	N	Y	Y	Y	1
STATE BANK OF INDIA	8301	6	29-10-2019	ARARIA	SIKTI	BARDAHA	48	Y	N	N	Y	Y	Y	1
STATE BANK OF INDIA	8301	7	01-11-2019	ARARIA	ARARIA	BHOJUPUR	50	Y	N	N	N	N	Y	1
STATE BANK OF INDIA	8301	8	15-11-2019	ARARIA	ARARIA	MILL CHOWIK GUNWANTI	35	N	N	N	N	Y	Y	2&5
STATE BANK OF INDIA	8301	9	19-11-2019	ARARIA	ARARIA	RSETI	11	N	N	N	Y	N	Y	2
STATE BANK OF INDIA	8301	10	22-11-2019	ARARIA	ARARIA	V N JIGH SCHOOL BHOJUPUR	85	Y	N	N	Y	N	Y	3
STATE BANK OF INDIA	8301	11	13-12-2019	ARARIA	ARARIA	ARARIA	75	N	N	N	Y	N	Y	2
STATE BANK OF INDIA	8301	12	24-12-2019	ARARIA	ARARIA	KOCHGAWAN	33	Y	N	N	N	Y	Y	1
STATE BANK OF INDIA	8301	13	27-12-2019	ARARIA	FORBESGANJ	JOGBANI	31	Y	N	N	N	Y	Y	2&5
STATE BANK OF INDIA	8301	14	30-12-2019	ARARIA	FORBESGANJ	BATHNAHA	49	Y	N	N	N	N	N	2
STATE BANK OF INDIA	8301	15	28-12-2019	ARARIA	JOKIHAT	ISARAWA	58	N	N	N	N	N	N	1
STATE BANK OF INDIA	4701	1	16-10-2019	JAMUI	SONO	MANDHATA	81	Y	N	N	Y	Y	Y	4
STATE BANK OF INDIA	4701	2	17-10-2019	JAMUI	SONO	KHARAT MAHAPUR	63	Y	N	N	Y	Y	Y	4
STATE BANK OF INDIA	4701	3	25-10-2019	JAMUI	SONO	DOKLI	53	N	N	N	Y	Y	Y	4
STATE BANK OF INDIA	4701	4	28-10-2019	JAMUI	SONO	BABUDIH	64	N	N	N	Y	Y	Y	4
STATE BANK OF INDIA	4701	5	29-10-2019	JAMUI	SIKANDARA	MAHADEO SIMARIYA	35	Y	N	N	N	Y	Y	4
STATE BANK OF INDIA	4701	6	30-10-2019	JAMUI	KHAIRA	NARIYANA	36	N	N	N	N	N	Y	1
STATE BANK OF INDIA	4701	7	31-10-2019	JAMUI	KHAIRA	MANGO BANDAR	25	N	N	N	N	N	Y	1
STATE BANK OF INDIA	4701	8	14-11-2019	JAMUI	JHAJHA	BAULA	159	Y	N	N	Y	Y	Y	4
STATE BANK OF INDIA	4701	9	16-11-2019	JAMUI	JHAJHA	CHHAPA	47	Y	N	N	Y	Y	Y	4
STATE BANK OF INDIA	4701	10	18-11-2019	JAMUI	JHAJHA	DHAMNA	72	Y	N	N	N	Y	Y	4
STATE BANK OF INDIA	4701	11	19-11-2019	JAMUI	JHAJHA	GOVINDPUR	101	Y	N	N	N	Y	Y	4
STATE BANK OF INDIA	4701	12	20-11-2019	JAMUI	JHAJHA	BADPUR	47	Y	N	N	N	Y	Y	4
STATE BANK OF INDIA	4701	13	13-12-2019	JAMUI	BARHAT	PASRAHA	51	Y	N	N	N	Y	Y	4
STATE BANK OF INDIA	4701	14	19-12-2019	JAMUI	BARHAT	KASARHAT	56	Y	N	N	N	Y	Y	4
STATE BANK OF INDIA	4701	15	20-12-2019	JAMUI	BARHAT	LALMATIYA	51	Y	N	N	N	Y	Y	4
STATE BANK OF INDIA	4701	16	23-12-2019	JAMUI	BARHAT	BISHAMPUR	70	Y	N	N	N	Y	Y	4
STATE BANK OF INDIA	4901	1	14-10-2019	KISHANGANJ	DIGHABANK	KALAGACHH PANCHMANGURAH	58	N	N	N	N	Y	N	1
STATE BANK OF INDIA	4901	2	15-10-2019	KISHANGANJ	DIGHABANK	DODIJA	48	N	N	N	N	Y	N	5
STATE BANK OF INDIA	4901	3	16-10-2019	KISHANGANJ	THAKURGANJ	SALGURICHAK	61	N	N	N	N	N	Y	2

ANNEX II - PART B
QUARTERLY REPORT ON CONDUCT OF TARGET GROUP SPECIFIC CAMPS BY FLCs : Annexure-2 Part(B)
AS ON 31.12.2019

Bank Name	FLC Code	Sr. No. of Camp	Date of target specific camp (DD/MM/YYYY)	District	Block	Village	No Of Participants	Stakeholders present (Indicate Y/N)						Target Group Addressed (1. Farmers 2. Small Entrepreneurs 3. School Students 4. SHGs 5. Senior Citizen 6. Others)	
								LDM	DDM	LDO	Local Govt	NGO	BC		Others
STATE BANK OF INDIA	4901	4	21-10-2019	KISHANGANJ	THAKURGANJ	PIPRITHAN	52	Y	N	N	N	N	N	N	6
STATE BANK OF INDIA	4901	5	31-10-2019	KISHANGANJ	THAKURGANJ	PANCH	62	N	N	N	Y	N	N	N	4
STATE BANK OF INDIA	4901	6	01-11-2019	KISHANGANJ	THAKURGANJ	KURBAGI	51	N	N	N	N	N	Y	N	2
STATE BANK OF INDIA	4901	7	16-11-2019	KISHANGANJ	BAHADURGANJ	NISANDAR	45	Y	N	N	N	N	Y	N	1
STATE BANK OF INDIA	4901	8	18-11-2019	KISHANGANJ	TERAGCHH	DHABELI	40	N	N	N	N	N	N	Y	6
STATE BANK OF INDIA	4901	9	21-11-2019	KISHANGANJ	THAKURGANJ	UMS AMALJHARI	70	Y	N	N	Y	N	N	N	3
STATE BANK OF INDIA	4901	10	22-11-2019	KISHANGANJ	TERAGACH	SUHIA	55	N	N	N	N	N	N	Y	5
STATE BANK OF INDIA	4901	11	22-11-2019	KISHANGANJ	THAKURGANJ	BAHADURPUR	40	N	N	N	Y	N	Y	N	4
STATE BANK OF INDIA	4901	12	24-12-2019	KISHANGANJ	KOCHADHAMAN	SINGHIA	47	N	N	N	N	N	N	Y	1
STATE BANK OF INDIA	4901	13	26-12-2019	KISHANGANJ	KOCHADHAMAN	KETHABARI	56	N	N	N	N	N	N	Y	2
STATE BANK OF INDIA	4901	14	27-12-2019	KISHANGANJ	DIGHABANK	LOHAGARHA	60	N	N	N	N	N	N	Y	5
STATE BANK OF INDIA	4901	15	28-12-2019	KISHANGANJ	DIGHABANK	DHANTOLA	45	Y	N	N	N	N	N	N	6
STATE BANK OF INDIA	4901	16	29-12-2019	KISHANGANJ	POTHIA	PANCH	59	N	N	N	N	N	N	Y	1
STATE BANK OF INDIA	6801	1	17-10-2019	MADHEPURA	MADHEPURA	MADHEPURA	32	Y	N	N	Y	N	N	N	1
STATE BANK OF INDIA	6801	2	21-10-2019	MADHEPURA	MADHEPURA	KOPAITLY	39	N	N	N	Y	Y	Y	Y	4
STATE BANK OF INDIA	6801	3	23-10-2019	MADHEPURA	MADHEPURA	MURBALLA	41	N	N	N	Y	N	N	Y	6
STATE BANK OF INDIA	6801	4	24-10-2019	MADHEPURA	MADHEPURA	PIPRABI	46	N	N	N	Y	N	N	Y	1
STATE BANK OF INDIA	6801	5	30-10-2019	MADHEPURA	MADHEPURA	CHANDANPUR	40	N	N	N	Y	N	N	Y	1
STATE BANK OF INDIA	6801	6	14-11-2019	MADHEPURA	GHALARH	ARRAHA	68	N	N	N	Y	N	N	Y	3
STATE BANK OF INDIA	6801	7	18-11-2019	MADHEPURA	GAMHARIYA	TOKA	16	N	N	N	Y	N	N	Y	1
STATE BANK OF INDIA	6801	8	27-11-2019	MADHEPURA	MADHEPURA	SUKASAN	43	N	N	N	Y	N	N	Y	1
STATE BANK OF INDIA	6801	9	28-11-2019	MADHEPURA	GHALARH	KULKAHA	46	N	N	N	Y	N	Y	Y	3
STATE BANK OF INDIA	6801	10	29-11-2019	MADHEPURA	MADHEPURA	BALAMGARIHYA	48	N	N	N	Y	N	N	Y	3
STATE BANK OF INDIA	6801	11	13-12-2019	MADHEPURA	MADHEPURA	BIHNIYA	85	N	N	N	Y	N	N	Y	3
STATE BANK OF INDIA	6801	12	24-12-2019	MADHEPURA	GAMHARIYA	ITWA	53	N	N	N	Y	N	N	Y	1
STATE BANK OF INDIA	6801	13	25-12-2019	MADHEPURA	GHALARH	RARIYAHA	97	N	N	N	Y	N	N	Y	1
STATE BANK OF INDIA	6801	14	26-12-2019	MADHEPURA	SINGHESHWAR	JAUHAT SABELA	33	N	N	N	Y	N	N	Y	3
STATE BANK OF INDIA	6801	15	30-12-2019	MADHEPURA	SINGHESHWAR	GAURIPUR	39	N	N	N	Y	Y	Y	Y	4
STATE BANK OF INDIA	6801	16	31-12-2019	MADHEPURA	MARIGANJ	MIRGANJ CHOWK	42	N	N	N	Y	N	N	Y	2
CENTRAL BANK OF INDIA	5301	1	14-10-2019	EAST CHAMPARAN	MOTIHARI	RULAJI	31	N	N	N	N	N	N	Y	1
CENTRAL BANK OF INDIA	5301	2	15-10-2019	EAST CHAMPARAN	MOTIHARI	BASATPUR	48	N	N	N	N	N	N	Y	2
CENTRAL BANK OF INDIA	5301	3	15-10-2019	EAST CHAMPARAN	CHIRAJA	DHARHARI	38	N	N	N	N	N	N	Y	6
CENTRAL BANK OF INDIA	5301	4	17-10-2019	EAST CHAMPARAN	TURKAULIA	FATETOLA	95	N	N	N	N	N	N	Y	3
CENTRAL BANK OF INDIA	5301	5	18-10-2019	EAST CHAMPARAN	HARSIDHI	MURAPUR	60	N	N	N	N	N	N	Y	3
CENTRAL BANK OF INDIA	5301	6	23-10-2019	EAST CHAMPARAN	KOTWA	DUMRA	28	N	N	N	N	N	N	Y	6
CENTRAL BANK OF INDIA	5301	7	08-11-2019	EAST CHAMPARAN	CHAKIA	PAITHANJA	35	N	N	N	N	N	N	Y	1
CENTRAL BANK OF INDIA	5301	8	13-11-2019	EAST CHAMPARAN	CHAKIA	CHAP TOLA	33	N	N	N	N	N	N	Y	3
CENTRAL BANK OF INDIA	5301	9	19-11-2019	EAST CHAMPARAN	MOTIHARI	SIRSA	41	N	N	N	N	N	N	Y	3
CENTRAL BANK OF INDIA	5301	10	20-11-2019	EAST CHAMPARAN	MOTIHARI	DHEKAHAN	55	N	N	N	N	N	N	Y	3
CENTRAL BANK OF INDIA	5301	11	20-11-2019	EAST CHAMPARAN	MOTIHARI	DHEKAHAN	38	N	N	N	N	N	N	Y	6
CENTRAL BANK OF INDIA	5301	12	29-11-2019	EAST CHAMPARAN	TURKAULIA	TURKAULIA	37	N	N	N	N	N	N	Y	5

ANNEX II- PART B
QUARTERLY REPORT ON CONDUCT OF TARGET GROUP SPECIFIC CAMPS BY FLCs : Annexure-2 Part(B)
AS ON 31.12.2019

Bank Name	FLC Code	Sr. No. of Camp	Date of target specific camp (DD/MM/YYYY)	District	Block	Village	No Of Participants	Stakeholders present (Indicate Y/N)						Target Group Addressed (1. Farmers 2. Small Entrepreneurs 3. School Students 4. SHGs 5. Senior Citizen 6. Others)
								LDM	DDM	LDO	Local Govt	NGO	BC	
CENTRAL BANK OF INDIA	5301	13	06-12-2019	EAST CHAMPARAN	MOTIHARI	MALKAUNI	26	N	N	N	N	N	N	1
CENTRAL BANK OF INDIA	5301	14	10-12-2019	EAST CHAMPARAN	MOTIHARI	AGARWA	25	N	N	N	N	N	N	2
CENTRAL BANK OF INDIA	5301	15	11-12-2019	EAST CHAMPARAN	CHAKIA	MAHUAWA	31	N	N	N	N	N	N	6
CENTRAL BANK OF INDIA	5301	16	13-12-2019	EAST CHAMPARAN	CHAKIA	PIPRA	39	N	N	N	N	N	N	5
CENTRAL BANK OF INDIA	5301	17	19-12-2019	EAST CHAMPARAN	PIPRAKOTHI	MATHIYA	27	N	N	N	N	N	N	6
CENTRAL BANK OF INDIA	5301	90	23-12-2019	EAST CHAMPARAN	KESARIA	HUSAINI	48	N	N	N	N	N	N	4
CENTRAL BANK OF INDIA	6202	1	14-10-2019	MUZAFFARPUR	MUSHAHARI	S COLLEGE CAM	43	Y	N	N	N	N	Y	6
CENTRAL BANK OF INDIA	6202	2	15-10-2019	MUZAFFARPUR	MUSHAHARI	L S COLLEGE CAM	20	Y	N	N	N	N	Y	3
CENTRAL BANK OF INDIA	6202	3	16-10-2019	MUZAFFARPUR	MUSHAHARI	L S COLLEGE CAM	41	Y	N	N	N	N	Y	6
CENTRAL BANK OF INDIA	6202	4	17-10-2019	MUZAFFARPUR	KANTI	MADHOPURMASIHA	21	N	N	N	N	N	Y	6
CENTRAL BANK OF INDIA	6202	5	17-10-2019	MUZAFFARPUR	MARWAN	VISHNUDATTPUR	26	N	N	N	N	N	Y	4
CENTRAL BANK OF INDIA	6202	6	18-10-2019	MUZAFFARPUR	MUROUL	VISHUNPUR BAKHA	24	N	N	N	N	N	Y	1
CENTRAL BANK OF INDIA	6202	7	18-09-2019	MUZAFFARPUR	MUROUL	HARSINGPURLOTAN	16	N	N	N	N	N	Y	5
CENTRAL BANK OF INDIA	6202	8	19-10-2019	MUZAFFARPUR	SAKARA	S BHAWAN BAGHNA	28	N	N	N	N	N	Y	1
CENTRAL BANK OF INDIA	6202	9	19-10-2019	MUZAFFARPUR	SARAIYA	HARIPURKRISNA	23	N	N	N	N	N	Y	6
CENTRAL BANK OF INDIA	6202	10	24-10-2019	MUZAFFARPUR	MUSHAHARY	MITHANPURA AUDI	56	Y	N	N	N	N	Y	6
CENTRAL BANK OF INDIA	6202	11	01-11-2019	MUZAFFARPUR	MUSHAHARI	CHAPRAMEGH	17	N	N	N	N	N	Y	6
CENTRAL BANK OF INDIA	6202	12	02-12-2019	MUZAFFARPUR	MARWAN	MARWANBOJ	35	N	N	N	N	N	Y	6
CENTRAL BANK OF INDIA	6202	13	03-12-2019	MUZAFFARPUR	SARAIYA	BAKHARI SARKASP	30	N	N	N	N	N	Y	6
CENTRAL BANK OF INDIA	6202	14	03-12-2019	MUZAFFARPUR	SARAIYA	MARWAPAKAR	25	N	N	N	N	N	Y	5
CENTRAL BANK OF INDIA	6202	15	04-12-2019	MUZAFFARPUR	MUROUL	DHOLI	39	N	N	N	N	N	Y	6
CENTRAL BANK OF INDIA	6202	16	05-12-2019	MUZAFFARPUR	MOTIPUR	MOTIPUR BAZAR	26	N	N	N	N	N	Y	1
CENTRAL BANK OF INDIA	6202	17	10-12-2019	MUZAFFARPUR	BOCHAHA	MIRZAPUR	27	N	N	N	N	N	Y	4
CENTRAL BANK OF INDIA	6202	18	11-12-2019	MUZAFFARPUR	KANTI	MURULLAHPUR BAN	21	N	N	N	N	N	Y	1
CENTRAL BANK OF INDIA	6202	19	12-12-2019	MUZAFFARPUR	KATRA	VISHOHA	31	N	N	N	N	N	Y	2
CENTRAL BANK OF INDIA	6202	20	13-12-2019	MUZAFFARPUR	MUSHAHARY	NAYAGANW	28	N	N	N	N	N	Y	2
CENTRAL BANK OF INDIA	6202	21	13-12-2019	MUZAFFARPUR	MUSHAHARY	MUZAFFARPUR	7	Y	Y	N	N	N	N	6
CENTRAL BANK OF INDIA	6301	1	01-01-0001	GOPALGANJ	BIJAYEUPUR	CHAUMUKHA	100	N	N	N	Y	N	N	1
CENTRAL BANK OF INDIA	6301	2	29-12-2020	GOPALGANJ	BHORE	LAMICHOURE	75	N	N	N	Y	N	N	5
CENTRAL BANK OF INDIA	6301	3	30-12-2019	GOPALGANJ	BAIKUNTHPUR	DHARAMBARI	100	N	N	N	Y	N	Y	4
CENTRAL BANK OF INDIA	6301	4	31-12-2019	GOPALGANJ	SIDHWALIA	LOHIZARA	100	N	N	N	Y	N	N	2
CENTRAL BANK OF INDIA	6401	1	09-10-2019	WEST CHAMPARAN	MAJHAULIA	SENUARIYA	41	N	N	N	N	N	Y	1,4&5
CENTRAL BANK OF INDIA	6401	2	11-10-2019	WEST CHAMPARAN	BETTIAH	DHANGAR TOLI	56	N	N	N	N	Y	Y	1 & 6
CENTRAL BANK OF INDIA	6401	3	12-10-2019	WEST CHAMPARAN	JOGAPATTI	BARWA OIHA	85	N	N	N	N	N	Y	3
CENTRAL BANK OF INDIA	6401	4	15-10-2019	WEST CHAMPARAN	JOGAPATTI	SHANICHARI	172	N	N	N	N	N	Y	3
CENTRAL BANK OF INDIA	6401	5	16-10-2019	WEST CHAMPARAN	MAJHAULIA	SEMAR GHAT	43	N	N	N	N	N	Y	1 & 2
CENTRAL BANK OF INDIA	6401	6	16-10-2019	WEST CHAMPARAN	BETTIAH	PARBATIYA TOLA	25	N	N	N	N	N	Y	1&5
CENTRAL BANK OF INDIA	6401	7	21-10-2019	WEST CHAMPARAN	BETTIAH	BANWA TOLA	23	N	N	N	N	N	Y	1, 2, 5 & 6
CENTRAL BANK OF INDIA	6401	8	22-10-2019	WEST CHAMPARAN	JOGAPATTI	SIKTA KALA	103	N	N	N	N	N	Y	1,2 & 5
CENTRAL BANK OF INDIA	6401	9	23-10-2019	WEST CHAMPARAN	JOGAPATTI	SHEHURAWA	25	N	N	N	N	N	Y	1,4 & 5
CENTRAL BANK OF INDIA	6401	10	24-10-2019	WEST CHAMPARAN	BETTIAH	BARWAT SENA	19	N	N	N	N	N	Y	1

ANNEX II- PART B

QUARTERLY REPORT ON CONDUCT OF TARGET GROUP SPECIFIC CAMPS BY FLCs : Annexure-2 Part(B)
AS ON 31.12.2019

Bank Name	FLC Code	Sr. No. of Camp	Date of target specific camp (DD/MM/YYYY)	District	Block	Village	No Of Participants	Stakeholders present (Indicate Y/N)						Target Group Addressed (1. Farmers 2. Small Entrepreneurs 3. School Students 4. SHGs 5. Senior Citizen 6. Others)
								LDM	DDM	LDO	Local Govt	NGO	BC	
CENTRAL BANK OF INDIA	6401	11	29-10-2019	WEST CHAMPARAN	BAIRIA	MIVAPUR DUBAUL	42	N	N	N	N	Y	Y	1&5
CENTRAL BANK OF INDIA	6401	12	30-10-2019	WEST CHAMPARAN	CHANPATIA	KHAIRATIYA	38	N	N	N	N	Y	Y	1&6
CENTRAL BANK OF INDIA	6401	13	05-11-2019	WEST CHAMPARAN	MAJHAULIA	BANKAT	32	N	N	N	N	Y	Y	1&6
CENTRAL BANK OF INDIA	6401	14	06-11-2019	WEST CHAMPARAN	BETTIAH	BARWAT PRASARAI	14	N	N	N	N	Y	Y	1&2
CENTRAL BANK OF INDIA	6401	15	06-11-2019	WEST CHAMPARAN	MAJHAULIA	LAL SARAIVA	41	N	N	N	N	Y	Y	1.5 & 6
CENTRAL BANK OF INDIA	6401	16	13-11-2019	WEST CHAMPARAN	JOGAPATTI	DUMARI	40	N	N	N	N	Y	Y	1.85
CENTRAL BANK OF INDIA	6401	17	14-11-2019	WEST CHAMPARAN	JOGAPATTI	HARPUWA	21	N	N	N	N	Y	Y	1.8 & 6
CENTRAL BANK OF INDIA	6401	18	20-11-2019	WEST CHAMPARAN	NAUTAN	SHIVRAJUR	41	N	N	N	N	Y	Y	1.8 & 6
CENTRAL BANK OF INDIA	6401	19	26-11-2019	WEST CHAMPARAN	BETTIAH	GONALI	10	N	N	N	N	Y	Y	1.82
CENTRAL BANK OF INDIA	6401	20	27-11-2019	WEST CHAMPARAN	BETTIAH	GONALI	31	N	N	N	N	Y	Y	1.5 & 6
CENTRAL BANK OF INDIA	6401	21	04-12-2019	WEST CHAMPARAN	JOGAPATTI	NAVGAWA	26	N	N	N	N	Y	Y	3
CENTRAL BANK OF INDIA	6401	22	05-12-2019	WEST CHAMPARAN	JOGAPATTI	RUDALPUR	33	N	N	N	N	Y	Y	1.82
CENTRAL BANK OF INDIA	6401	23	07-12-2019	WEST CHAMPARAN	BETTIAH	JAY PRAKASH NAG	40	N	N	N	N	Y	Y	1.85
CENTRAL BANK OF INDIA	6401	24	09-12-2019	WEST CHAMPARAN	BETTIAH	BANUCHAPAR	28	N	N	N	N	Y	Y	1, 2, 5 & 6
CENTRAL BANK OF INDIA	6401	25	13-12-2019	WEST CHAMPARAN	JOGAPATTI	PAKARHAR	33	N	N	N	N	Y	Y	1, 2 & 6
CENTRAL BANK OF INDIA	6401	26	17-12-2019	WEST CHAMPARAN	BETTIAH	SINGHACHAPAR	28	N	N	N	N	Y	Y	1, 2, 5 & 6
CENTRAL BANK OF INDIA	6401	27	18-12-2019	WEST CHAMPARAN	JOGAPATTI	BAIDHNATHPUR	24	N	N	N	N	Y	Y	1, 2 & 6
CENTRAL BANK OF INDIA	6401	28	26-12-2019	WEST CHAMPARAN	JOGAPATTI	SIKTA KALA	46	N	N	N	N	Y	Y	1, 4 & 6
CENTRAL BANK OF INDIA	6401	29	30-12-2019	WEST CHAMPARAN	BETTIAH	GORAWA TOLA	45	N	N	N	N	Y	Y	1.85
CENTRAL BANK OF INDIA	7101	1	10-10-2019	KATI HAR	MANSARI	CHITORIA	42	Y	Y	Y	Y	Y	Y	2
CENTRAL BANK OF INDIA	7101	2	12-10-2019	KATI HAR	AZAMNAGAR	ALAMNAGAR	38	N	N	N	N	Y	Y	4
CENTRAL BANK OF INDIA	7101	3	23-10-2019	KATI HAR	KATI HAR	RAJENDRA STAM	62	N	N	N	N	Y	Y	5
CENTRAL BANK OF INDIA	7101	4	25-10-2019	KATI HAR	MANARI	KURETHA	61	N	N	N	N	Y	Y	4
CENTRAL BANK OF INDIA	7101	5	28-10-2019	KATI HAR	HASANGANJ	KALASAN	31	N	N	N	N	Y	Y	1
CENTRAL BANK OF INDIA	7101	6	29-10-2019	KATI HAR	KORHA	KOLASI	29	N	N	N	N	Y	Y	6
CENTRAL BANK OF INDIA	7101	7	30-10-2019	KATI HAR	DANDKOHARA	TILASH	54	N	N	N	N	Y	Y	3
CENTRAL BANK OF INDIA	7101	8	31-10-2019	KATI HAR	MANIHARI	BAGHMARA	60	N	N	N	N	Y	Y	2
CENTRAL BANK OF INDIA	7101	9	07-11-2019	KATI HAR	MANIHARI	NARAYANPUR	31	N	N	N	N	Y	Y	4
CENTRAL BANK OF INDIA	7101	10	08-11-2019	KATI HAR	MANAHARI	RATANPUR	74	N	N	N	N	Y	Y	4
CENTRAL BANK OF INDIA	7101	11	10-11-2019	KATI HAR	KATI HAR	BARMASIA	34	N	Y	N	N	N	Y	3
CENTRAL BANK OF INDIA	7101	12	14-11-2019	KATI HAR	PARANPUR	DHARHAN	94	N	N	N	N	Y	Y	1
CENTRAL BANK OF INDIA	7101	13	15-11-2019	KATI HAR	FALKA	DAYALPUR	40	N	N	N	N	Y	Y	4
CENTRAL BANK OF INDIA	7101	14	16-11-2019	KATI HAR	KORHA	FULWARIYA	31	N	N	N	N	Y	Y	5
CENTRAL BANK OF INDIA	7101	15	19-11-2019	KATI HAR	MANSARI	HARIPRASAD	30	N	N	N	N	Y	Y	2
CENTRAL BANK OF INDIA	7101	16	29-11-2019	KATI HAR	BARSOI	AULANAPUR	24	N	N	N	Y	N	Y	1
CENTRAL BANK OF INDIA	7101	17	02-12-2019	KATI HAR	MANIHARI	HASWAR	28	N	N	N	N	Y	Y	6
CENTRAL BANK OF INDIA	7101	18	04-12-2019	KATI HAR	MANIHARI	NAWABGANJ	39	N	N	N	Y	N	Y	2
CENTRAL BANK OF INDIA	7101	19	15-12-2019	KATI HAR	BARARI	MOHANHANDPUR	26	N	N	N	N	Y	Y	5
CENTRAL BANK OF INDIA	7101	20	16-12-2019	KATI HAR	KATI HAR	H N SCHOOL	40	N	N	N	N	Y	Y	4
CENTRAL BANK OF INDIA	7101	21	17-12-2019	KATI HAR	KATI HAR	RAMPARA	38	N	N	N	N	Y	Y	6
CENTRAL BANK OF INDIA	7101	22	19-12-2019	KATI HAR	KORHARA	RAJWARA	32	N	N	N	N	Y	Y	3

ANNEX II- PART B

QUARTERLY REPORT ON CONDUCT OF TARGET GROUP SPECIFIC CAMPS BY FLCs : Annexure-2 Part(B)

AS ON 31.12.2019

Bank Name	FLC Code	Sr. No. of Camp	Date of target specific camp (DD/MM/YYYY)	District	Block	Village	No Of Participants	Stakeholders present (Indicate Y/N)						Target Group Addressed (1. Farmers 2. Small Entrepreneurs 3. School Students 4. SHGs 5. Senior Citizen 6. Others)	
								LDM	DDM	LDO	Local Govt	NGO	BC		Others
CENTRAL BANK OF INDIA	7101	23	21-12-2019	KATI HAR	MANSARI	MOHANPUR	40	N	N	N	N	N	N	Y	6
CENTRAL BANK OF INDIA	7101	24	23-12-2019	KATI HAR	HASANGANJ	SAPANI	30	N	N	N	N	N	N	Y	2
CENTRAL BANK OF INDIA	8901	1	10-10-2019	VAISHALI	BIDUPUR	RAHMAPUR	38	Y	N	N	Y	Y	Y	Y	
CENTRAL BANK OF INDIA	8901	2	15-10-2019	VAISHALI	MAHUA	MIRIANAGAR	45	N	N	N	N	Y	Y	Y	
CENTRAL BANK OF INDIA	8901	3	16-11-2019	VAISHALI	HAIJIPUR	KANCHANPUR	27	N	N	N	N	Y	Y	Y	
CENTRAL BANK OF INDIA	8901	4	24-10-2019	VAISHALI	HAIJIPUR	MINAPUR RAI	71	N	N	N	N	Y	Y	Y	
CENTRAL BANK OF INDIA	8901	5	25-10-2019	VAISHALI	HAIJIPUR	NAKHAS	32	N	N	N	N	Y	Y	Y	
CENTRAL BANK OF INDIA	8901	6	29-10-2019	VAISHALI	BIDUPUR	SULTANPUR	71	Y	N	N	Y	Y	Y	Y	
CENTRAL BANK OF INDIA	8901	7	13-11-2019	VAISHALI	RAJAPAKAR	DUMRI	53	N	N	N	N	Y	Y	N	
CENTRAL BANK OF INDIA	8901	8	15-11-2019	VAISHALI	PATEPUR	HALAI	67	N	N	N	N	Y	Y	Y	
CENTRAL BANK OF INDIA	8901	9	16-11-2019	VAISHALI	HAIJIPUR	CHIKNOTA	43	N	N	N	N	Y	Y	Y	
CENTRAL BANK OF INDIA	8901	10	21-11-2019	VAISHALI	LALGANJ	JARAIA	78	N	N	N	N	Y	Y	N	
CENTRAL BANK OF INDIA	8901	11	05-12-2019	VAISHALI	HAIJIPUR	SUBHAI	37	N	N	N	N	Y	Y	Y	
CENTRAL BANK OF INDIA	8901	12	07-12-2019	VAISHALI	RAJAPAKAD	HARIHARPUR	44	Y	N	N	Y	Y	Y	Y	
CENTRAL BANK OF INDIA	8901	13	19-12-2019	VAISHALI	HAIJIPUR	HARIHARPUR	66	N	N	N	N	Y	Y	N	
CENTRAL BANK OF INDIA	8901	14	20-12-2019	VAISHALI	MAHUA	MUKUNDPUR	71	N	N	N	N	Y	Y	Y	
CENTRAL BANK OF INDIA	8901	15	30-12-2019	VAISHALI	HAIJIPUR	LODI PUR	40	Y	N	N	Y	Y	Y	N	
PUNJAB NATIONAL BANK	67	1	01-01-0001	ROHTAS	SHEOSAGAR	KONKI	22	Y	Y	N	N	N	N	N	
PUNJAB NATIONAL BANK	67	1	01-01-0001	ROHTAS	DINARA	ANKORHA	35	Y	Y	N	N	N	N	N	
PUNJAB NATIONAL BANK	67	1	01-01-0001	ROHTAS	SHEOSAGAR	RAIPURCHOR	28	Y	Y	N	N	N	N	N	
PUNJAB NATIONAL BANK	67	1	01-01-0001	ROHTAS	RAJUPUR	SIWAVAK	51	Y	Y	N	N	N	N	N	
PUNJAB NATIONAL BANK	67	1	01-01-0001	ROHTAS	SANJHAULI	BAIRI	56	Y	Y	N	N	N	N	N	
PUNJAB NATIONAL BANK	67	1	01-01-0001	ROHTAS	SASARAM	NAGARPARISHAD 5	30	Y	N	Y	N	N	N	N	
PUNJAB NATIONAL BANK	67	1	01-01-0001	ROHTAS	DINARA	KARANJ	31	Y	Y	N	N	N	N	N	
PUNJAB NATIONAL BANK	67	1	01-01-0001	ROHTAS	DEHRI	R-SETI	34	Y	N	Y	N	N	N	N	
PUNJAB NATIONAL BANK	67	1	01-01-0001	ROHTAS	NASRIGANJ	PAIGA	56	Y	Y	N	N	N	N	N	
PUNJAB NATIONAL BANK	67	1	01-01-0001	ROHTAS	SANJHAULI	CHAITBAHAURI	22	Y	Y	Y	N	N	N	N	
CANARA BANK	7901	1	03-01-0001	SHEIKHPURA	SHEIKHPURA	RSETI	600	Y	Y	N	Y	Y	Y	N	YES
CANARA BANK	7901	2	18-01-0001	SHEIKHPURA	SHEIKHPURA	TEUS	350	N	N	N	Y	Y	Y	N	YES
CANARA BANK	7901	3	23-01-0001	SHEIKHPURA	SHEIKHPURA	INTER SCHOOL ME	700	N	N	N	N	Y	N	N	YES
CANARA BANK	7901	4	17-01-0001	SHEIKHPURA	SHEIKHOPURSARAI	ASTHANNA	410	N	N	N	Y	Y	Y	N	YES
CANARA BANK	7901	5	05-01-0001	SHEIKHPURA	SHEIKHOPURSARAI	INTER SCHOOL NI	3000	Y	N	N	Y	N	N	N	YES
CANARA BANK	7901	6	03-01-0001	SHEIKHPURA	SHEIKHPURA	HIGH SCHOOL MEH	1500	Y	N	N	Y	N	N	N	YES
CANARA BANK	7901	7	04-01-0001	SHEIKHPURA	BARBIGHA	MGM INTER SCHOO	500	N	N	N	Y	N	N	N	YES
CANARA BANK	7901	8	24-01-0001	SHEIKHPURA	BARBIGHA	KHOJA GACHI	300	Y	N	N	N	N	N	N	YES
CANARA BANK	7901	9	09-01-0001	SHEIKHPURA	ARIYARI	BELCHHI	300	Y	N	N	N	N	N	N	YES
CANARA BANK	7901	10	01-01-0001	SHEIKHPURA	CHEWARA	KGBV SCHOOL	320	N	N	N	Y	N	N	N	YES
CANARA BANK	7901	11	04-01-0001	SHEIKHPURA	CHEWARA	EKRAMA	400	Y	N	N	N	N	N	N	YES
CANARA BANK	7901	12	14-01-0001	SHEIKHPURA	CHEWARA	KRISHNA INTER S	1200	Y	N	N	N	N	N	N	YES
CANARA BANK	7901	13	12-01-0001	SHEIKHPURA	GHATKUSUMBHA	GADBADIYA	80	N	N	N	N	N	N	N	YES
CANARA BANK	7901	14	17-01-0001	SHEIKHPURA	GHATKUSUMBHA	BLOCK OFFICE GH	40	Y	N	N	Y	Y	Y	N	YES

ANNEX II- PART B

QUARTERLY REPORT ON CONDUCT OF TARGET GROUP SPECIFIC CAMPS BY FLCs : Annexure-2 Part(B)
AS ON 31.12.2019

Bank Name	FLC Code	Sr. No. of Camp	Date of target specific camp (DD/MM/YYYY)	District	Block	Village	No Of Participants	Stakeholders present (Indicate Y/N)						Target Group Addressed (1. Farmers 2. Small Entrepreneurs 3. School Students 4. SHGs 5. Senior Citizen 6. Others)	
								LDM	DDM	LDO	Local Govt	NGO	BC		Others
BANK OF BARODA	1	1	17-10-2019	SITAMARHI	SITAMARHI	BHUPBHAIRO	57	Y	N	N	N	N	Y		
BANK OF BARODA	1	2	25-11-2019	SITAMARHI	SITAMARHI	NANDKANA	35	Y	N	N	N	N	Y		
BANK OF BARODA	1	3	07-12-2019	SITAMARHI	SITAMARHI	INDARVA	108	Y	N	N	N	N	Y		
UNION BANK OF INDIA	1	1	10-10-2019	KHAGARIA	GOGRI	PASRAHA	41	Y	N	N	N	N	Y		1
UNION BANK OF INDIA	1	2	11-10-2019	KHAGARIA	GOGRI	MAHESHKHUNT	43	Y	N	N	N	N	Y		2
UNION BANK OF INDIA	1	3	15-10-2019	KHAGARIA	GOGRI	RAMPUR GOGRI	58	Y	N	N	N	N	Y		3
UNION BANK OF INDIA	1	4	18-10-2019	KHAGARIA	GOGRI	MUSKIPUR	38	Y	N	N	N	N	Y		5
UNION BANK OF INDIA	1	5	23-10-2019	KHAGARIA	GOGRI	GOUCHARI	56	Y	N	N	N	N	Y		4
UNION BANK OF INDIA	1	6	11-11-2019	KHAGARIA	MANSI	MANSI	48	Y	N	N	N	N	Y		2
UNION BANK OF INDIA	1	7	18-11-2019	KHAGARIA	MANSI	RAJAJAN	48	Y	N	N	N	N	Y		5
UNION BANK OF INDIA	1	8	05-12-2019	KHAGARIA	CHOUTHAM	DEVKA	47	Y	N	N	N	N	Y		1
UNION BANK OF INDIA	1	9	12-12-2019	KHAGARIA	CHOUTHAM	H S CHOUTHAM	46	Y	N	N	N	N	Y		3
UNION BANK OF INDIA	1	10	20-12-2019	KHAGARIA	CHOUTHAM	ROHIYA	45	Y	N	N	N	N	Y		4
UNION BANK OF INDIA	1	11	06-10-2019	SAMASTIPUR	CHAINPUR	KHANPUR	77	Y	N	N	N	N	Y		1
UNION BANK OF INDIA	1	12	27-11-2019	SAMASTIPUR	SAMASTIPUR	JITWARPUR	81	Y	N	N	N	N	Y		6
UNION BANK OF INDIA	1	13	17-12-2019	SAMASTIPUR	SAMASTIPUR	DHARAMPUR	78	Y	N	N	N	N	Y		1
DAKSHIN BIHAR GRAMIN BANK	3701	1	19-10-2019	KAIMUR	JAITPUR	JAITPUR	115	N	N	N	N	N	Y	Y	4
DAKSHIN BIHAR GRAMIN BANK	3701	1	06-11-2019	KAIMUR	DURGAWATI	KARNPUR	41	N	N	N	N	N	Y	Y	4
DAKSHIN BIHAR GRAMIN BANK	3701	1	16-12-2019	KAIMUR	BARE	BARE	70	N	N	N	N	N	Y	Y	4
DAKSHIN BIHAR GRAMIN BANK	3701	2	22-10-2019	KAIMUR	PUSAULI	SARIYAON	97	N	Y	N	N	N	Y	Y	1
DAKSHIN BIHAR GRAMIN BANK	3701	2	07-11-2019	KAIMUR	CHAINPUR	KHARGIPUR	36	N	Y	N	N	N	Y	Y	5
DAKSHIN BIHAR GRAMIN BANK	3701	2	26-12-2019	KAIMUR	DURGAWATI	KALYANPUR	93	N	N	N	N	N	Y	Y	1
DAKSHIN BIHAR GRAMIN BANK	3701	3	23-10-2019	KAIMUR	DARWAN	SAHWANPUR	82	N	N	N	N	N	Y	Y	2
DAKSHIN BIHAR GRAMIN BANK	3701	3	16-11-2019	KAIMUR	BHABHUA	DUMRAITH	42	N	N	N	N	N	Y	Y	1
DAKSHIN BIHAR GRAMIN BANK	3701	3	27-12-2019	KAIMUR	MOHANIYA	BAIRIA	50	N	N	N	N	N	Y	Y	3
DAKSHIN BIHAR GRAMIN BANK	3701	4	25-10-2019	KAIMUR	ADHAURA	ADHAURA	170	N	N	N	N	N	Y	Y	1
DAKSHIN BIHAR GRAMIN BANK	3701	4	14-10-2019	KAIMUR	MOHANIYA	NATYA	43	N	N	N	N	N	Y	Y	3
DAKSHIN BIHAR GRAMIN BANK	3701	4	31-12-2019	KAIMUR	CHAINPUR	CHAINPUR	62	N	N	N	N	N	Y	Y	5
DAKSHIN BIHAR GRAMIN BANK	4501	1	16-10-2019	BUXAR	SIMRI	RAJAPUR	57	N	N	N	N	N	Y	Y	5
DAKSHIN BIHAR GRAMIN BANK	4501	1	11-11-2019	BUXAR	SIMRI	NAT	47	N	N	N	N	N	Y	Y	4
DAKSHIN BIHAR GRAMIN BANK	4501	1	12-12-2019	BUXAR	BRAHMPUR	BAGAIN	36	N	N	N	N	N	Y	Y	4
DAKSHIN BIHAR GRAMIN BANK	4501	2	16-10-2019	BUXAR	DUMRAON	PURANA BHOJPUR	84	N	N	N	N	N	Y	Y	2
DAKSHIN BIHAR GRAMIN BANK	4501	2	14-11-2019	BUXAR	CHAJUSA	PAWANI	38	N	N	N	N	N	Y	Y	5
DAKSHIN BIHAR GRAMIN BANK	4501	2	17-12-2019	BUXAR	SIMRI	BADKA RAJPUR	41	N	N	N	N	N	Y	Y	5
DAKSHIN BIHAR GRAMIN BANK	4501	3	19-10-2019	BUXAR	BRAHMPUR	DEOKULI	50	N	N	N	N	N	Y	Y	3
DAKSHIN BIHAR GRAMIN BANK	4501	3	16-11-2019	BUXAR	ITARHI	BAKSARA	45	N	N	N	N	N	Y	Y	1
DAKSHIN BIHAR GRAMIN BANK	4501	3	20-12-2019	BUXAR	SIMRI	RAJAPUR	39	N	N	N	N	N	Y	Y	4
DAKSHIN BIHAR GRAMIN BANK	4501	4	22-10-2019	BUXAR	NAWANAGAR	NAWANAGAR	0	N	N	N	N	N	Y	Y	2
DAKSHIN BIHAR GRAMIN BANK	4501	4	19-11-2019	BUXAR	NAWANAGAR	SATUHARI	34	N	N	N	N	N	Y	Y	2
DAKSHIN BIHAR GRAMIN BANK	4501	4	23-12-2019	BUXAR	NAWANAGAR	SIKRAUL	32	N	N	N	N	N	Y	Y	3
DAKSHIN BIHAR GRAMIN BANK	5101	1	05-10-2019	NALANDA	NOORSARAI	JALAPUR	56	N	N	N	N	N	Y	Y	1

ANNEX II- PART B

QUARTERLY REPORT ON CONDUCT OF TARGET GROUP SPECIFIC CAMPS BY FLCs : Annexure-2 Part(B)
AS ON 31.12.2019

Bank Name	FLC Code	Sr. No. of Camp	Date of target specific camp (DD/MM/YYYY)	District	Block	Village	No Of Participants	Stakeholders present (Indicate Y/N)						Target Group Addressed (1. Farmers 2. Small Entrepreneurs 3. School Students 4. SHGs 5. Senior Citizen 6. Others)
								LDM	DDM	LDO	Local Govt	NGO	BC	
DAKSHIN BIHAR GRAMIN BANK	5101	1	01-11-2019	NALANDA	THARTHARI	KACHAHARIA	52	N	N	N	N	Y	Y	1
DAKSHIN BIHAR GRAMIN BANK	5101	1	03-12-2019	NALANDA	THARTHARI	KACHAHARIA	108	N	N	N	N	Y	Y	3
DAKSHIN BIHAR GRAMIN BANK	5101	2	10-10-2019	NALANDA	HILSA	JAITIPIUR	225	N	N	N	N	Y	Y	6
DAKSHIN BIHAR GRAMIN BANK	5101	2	11-11-2019	NALANDA	HILSA	KAWA	159	N	N	N	N	Y	Y	2
DAKSHIN BIHAR GRAMIN BANK	5101	2	05-12-2019	NALANDA	HARNAUT	HARNAUT	52	N	N	N	N	Y	Y	4
DAKSHIN BIHAR GRAMIN BANK	5101	3	18-10-2019	NALANDA	HARNAUT	HARNAUT	200	N	N	N	N	Y	Y	1
DAKSHIN BIHAR GRAMIN BANK	5101	3	21-11-2019	NALANDA	HARNAUT	NEHUSA	132	N	N	N	N	Y	Y	3
DAKSHIN BIHAR GRAMIN BANK	5101	3	12-12-2019	NALANDA	HILSA	YOGIPIUR	97	N	N	N	N	Y	Y	1
DAKSHIN BIHAR GRAMIN BANK	5101	4	21-10-2019	NALANDA	GIRIYAK	BAKRA CHOURASIA	204	N	N	N	N	Y	Y	3
DAKSHIN BIHAR GRAMIN BANK	5101	4	26-11-2019	NALANDA	HILSA	KORAWAN	188	N	N	N	N	Y	Y	4
DAKSHIN BIHAR GRAMIN BANK	5101	4	18-12-2019	NALANDA	HARNAUT	NEHUSA	50	N	N	N	N	Y	Y	6
DAKSHIN BIHAR GRAMIN BANK	5101	5	23-10-2019	NALANDA	BEN	BEN	136	N	N	N	Y	Y	Y	4
DAKSHIN BIHAR GRAMIN BANK	5101	5	26-12-2019	NALANDA	HARNAUT	KHASMAL	66	N	N	N	N	Y	Y	1
DAKSHIN BIHAR GRAMIN BANK	5201	1	10-10-2019	BHOJIPUR	SHARPUR	BIRPUR	115	N	N	N	N	Y	Y	5
DAKSHIN BIHAR GRAMIN BANK	5201	1	06-11-2019	BHOJIPUR	CHARPOKHARI	DHANAJTI	77	N	N	N	N	Y	N	2
DAKSHIN BIHAR GRAMIN BANK	5201	1	03-12-2019	BHOJIPUR	ARA	SOBIDUMRAH	24	N	N	N	N	Y	N	1
DAKSHIN BIHAR GRAMIN BANK	5201	2	11-10-2019	BHOJIPUR	SHARPUR	HIRKHI PIPRAH	95	N	Y	N	N	Y	Y	1
DAKSHIN BIHAR GRAMIN BANK	5201	2	08-11-2019	BHOJIPUR	GARAHANI	KASAP	80	N	N	N	N	Y	N	5
DAKSHIN BIHAR GRAMIN BANK	5201	2	05-12-2019	BHOJIPUR	ARA	SANADIYA	22	N	N	N	N	Y	N	4
DAKSHIN BIHAR GRAMIN BANK	5201	3	15-10-2019	BHOJIPUR	ARA	CHANDI	165	N	Y	N	N	Y	N	3
DAKSHIN BIHAR GRAMIN BANK	5201	3	16-11-2019	BHOJIPUR	ARA	DHAMAR	80	N	N	N	N	Y	N	1
DAKSHIN BIHAR GRAMIN BANK	5201	3	06-12-2019	BHOJIPUR	KOILWAR	ALUPIUR	19	N	N	N	N	Y	N	5
DAKSHIN BIHAR GRAMIN BANK	5201	4	16-10-2019	BHOJIPUR	ARA	KULCHARIYA	144	N	N	N	N	Y	Y	3
DAKSHIN BIHAR GRAMIN BANK	5201	4	25-11-2019	BHOJIPUR	UDWANTNAGAR	BELAUR	81	N	N	N	N	Y	N	4
DAKSHIN BIHAR GRAMIN BANK	5201	4	18-12-2019	BHOJIPUR	ARA	CHANDWA MORE	36	N	N	N	N	Y	N	3
DAKSHIN BIHAR GRAMIN BANK	5201	5	18-10-2019	BHOJIPUR	TARARI	MOAPKALA	135	N	N	N	N	Y	N	2
DAKSHIN BIHAR GRAMIN BANK	5201	6	20-10-2019	BHOJIPUR	ARA	DHOBAN	219	N	N	N	N	Y	Y	2
DAKSHIN BIHAR GRAMIN BANK	5201	7	28-10-2019	BHOJIPUR	BARHARA	SARAIYA	90	N	N	N	N	Y	Y	2
DAKSHIN BIHAR GRAMIN BANK	5801	1	10-10-2019	AURANGABAD	AURANGABAD	KUSHI	150	N	N	N	Y	Y	Y	5
DAKSHIN BIHAR GRAMIN BANK	5801	1	15-11-2019	AURANGABAD	DAUDNAGAR	CHAURI	0	N	N	N	Y	Y	Y	3
DAKSHIN BIHAR GRAMIN BANK	5801	1	13-12-2019	AURANGABAD	BARUN	ENGLISH	44	N	N	N	Y	Y	Y	3
DAKSHIN BIHAR GRAMIN BANK	5801	2	11-10-2019	AURANGABAD	MADANPUR	DEVIARA	150	N	N	N	Y	Y	Y	4
DAKSHIN BIHAR GRAMIN BANK	5801	2	21-11-2019	AURANGABAD	OBRA	CHAPRA	48	N	N	N	Y	Y	Y	4
DAKSHIN BIHAR GRAMIN BANK	5801	2	17-12-2019	AURANGABAD	NAVINAGAR	CHARAN	50	N	Y	N	Y	Y	Y	5
DAKSHIN BIHAR GRAMIN BANK	5801	2	19-12-2019	NAWADA	RAJAJALI	AMAWAN	104	N	N	N	Y	Y	Y	2
DAKSHIN BIHAR GRAMIN BANK	5801	3	14-10-2019	AURANGABAD	RAFIGANJ	DUGUL	150	N	N	N	Y	Y	Y	1
DAKSHIN BIHAR GRAMIN BANK	5801	3	25-11-2019	AURANGABAD	KUTUMBA	KANCHANPUR	44	N	N	N	Y	Y	Y	2
DAKSHIN BIHAR GRAMIN BANK	5801	3	23-12-2019	AURANGABAD	KUTUMBA	KANCHANPUR	45	N	N	N	Y	Y	Y	3
DAKSHIN BIHAR GRAMIN BANK	5801	3	20-12-2019	NAWADA	NAWADA	ORAINA	163	N	N	N	Y	Y	Y	3
DAKSHIN BIHAR GRAMIN BANK	5801	4	19-10-2019	AURANGABAD	KUTUMBA	KANCHANPUR	150	N	N	N	Y	Y	Y	3
DAKSHIN BIHAR GRAMIN BANK	5801	4	27-11-2019	AURANGABAD	GOH	KOILWAN	51	N	N	N	Y	Y	Y	5

ANNEX II- PART B

QUARTERLY REPORT ON CONDUCT OF TARGET GROUP SPECIFIC CAMPS BY FLCs : Annexure-2 Part(B)
AS ON 31.12.2019

Bank Name	FLC Code	Sr. No. of Camp	Date of target specific camp (DD/MM/YYYY)	District	Block	Village	No Of Participants	Stakeholders present (Indicate Y/N)						Target Group Addressed (1. Farmers 2. Small Entrepreneurs 3. School Students 4. SHGs 5. Senior Citizen 6. Others)
								LDM	DDM	LDO	Local Govt	NGO	BC	
DAKSHIN BIHAR GRAMIN BANK	5801	4	24-12-2019	AURANGABAD	AURANGABAD	BHARTHUAJI	49	N	N	N	Y	Y	Y	2
DAKSHIN BIHAR GRAMIN BANK	5801	4	21-12-2019	NAWADA	AKBARPUR	MAKHAR	106	N	N	N	Y	N	Y	4
DAKSHIN BIHAR GRAMIN BANK	5801	5	21-10-2019	AURANGABAD	NAVINAGAR	CHARAN	150	N	N	N	Y	Y	Y	2
DAKSHIN BIHAR GRAMIN BANK	5801	6	22-10-2019	AURANGABAD	OBRA	OBRA	150	N	N	N	Y	Y	Y	3
DAKSHIN BIHAR GRAMIN BANK	5801	7	23-10-2019	AURANGABAD	GOH	DIHURI	150	N	N	N	Y	Y	Y	2
DAKSHIN BIHAR GRAMIN BANK	5901	1	10-10-2019	NAWADA	MESKAUR	SITAMARHI	275	N	N	N	Y	Y	Y	1
DAKSHIN BIHAR GRAMIN BANK	5901	1	18-11-2019	NAWADA	NARHAT	SERAINAGAR	96	N	N	N	Y	N	Y	5
DAKSHIN BIHAR GRAMIN BANK	5901	1	05-12-2019	NAWADA	AKBARPUR	PATRANG	107	N	N	N	Y	N	Y	2
DAKSHIN BIHAR GRAMIN BANK	5901	2	15-10-2019	NAWADA	MESKAUR	MESKAUR	400	N	N	N	Y	Y	Y	3
DAKSHIN BIHAR GRAMIN BANK	5901	2	20-11-2019	NAWADA	ROH	ROH	104	N	N	N	Y	Y	Y	2
DAKSHIN BIHAR GRAMIN BANK	5901	3	18-10-2019	NAWADA	SIRDALA	SUKHANAR	155	N	N	N	Y	Y	Y	5
DAKSHIN BIHAR GRAMIN BANK	5901	3	25-11-2019	NAWADA	MESKAUR	KATGHARA	119	N	N	N	Y	Y	N	3
DAKSHIN BIHAR GRAMIN BANK	5901	4	19-10-2019	NAWADA	GOVINDPUR	DANIYAR	255	N	N	N	Y	Y	Y	4
DAKSHIN BIHAR GRAMIN BANK	5901	4	27-11-2019	NAWADA	GOVINDPUR	BAKSAUTI	108	N	N	N	Y	N	Y	4
DAKSHIN BIHAR GRAMIN BANK	5901	5	21-10-2019	NAWADA	GOVINDPUR	GOVINDPUR	110	N	N	N	Y	Y	Y	2
DAKSHIN BIHAR GRAMIN BANK	6001	1	15-11-2019	PATNA	ATHMAGOLA	USMANPUR	89	N	N	N	Y	N	Y	4
DAKSHIN BIHAR GRAMIN BANK	6001	1	17-12-2019	PATNA	MOKAMA	MEKRA	99	N	N	N	Y	N	Y	1
DAKSHIN BIHAR GRAMIN BANK	6001	2	18-11-2019	PATNA	BARH	MALAH	75	N	N	N	Y	N	Y	5
DAKSHIN BIHAR GRAMIN BANK	6001	2	19-11-2019	PATNA	PANDARKA	MANIKPUR	95	N	N	N	Y	N	Y	5
DAKSHIN BIHAR GRAMIN BANK	6001	3	20-11-2019	PATNA	DHANARUA	HARLA	80	N	N	N	Y	N	Y	5
DAKSHIN BIHAR GRAMIN BANK	6001	3	21-12-2019	PATNA	FATUHA	BLOCK FATUHA	99	N	N	N	Y	N	Y	4
DAKSHIN BIHAR GRAMIN BANK	6001	4	22-11-2019	PATNA	PANDARAK	KAJURAR	99	N	N	N	Y	N	Y	5
DAKSHIN BIHAR GRAMIN BANK	6001	4	24-12-2019	PATNA	ATHMAGOLA	KARJAN	105	N	N	N	Y	N	Y	5
DAKSHIN BIHAR GRAMIN BANK	6701	1	18-10-2019	ROHTAS	SASARAM	DARIGAOON	45	N	N	N	Y	N	Y	2
DAKSHIN BIHAR GRAMIN BANK	6701	1	11-11-2019	ROHTAS	DEHARI	JAMUHAR	44	N	N	N	Y	N	Y	2
DAKSHIN BIHAR GRAMIN BANK	6701	1	17-12-2019	ROHTAS	ROHTAS	AKKABARPUR	44	N	N	N	Y	Y	Y	2
DAKSHIN BIHAR GRAMIN BANK	6701	2	19-10-2019	ROHTAS	DEHRI	GINGAULI	35	N	N	N	N	Y	Y	1
DAKSHIN BIHAR GRAMIN BANK	6701	2	13-11-2019	ROHTAS	KARAKAT	CHIKSIL	40	N	N	N	N	Y	Y	1
DAKSHIN BIHAR GRAMIN BANK	6701	2	18-12-2019	ROHTAS	KOCHAS	GARA	32	N	N	N	Y	N	Y	1
DAKSHIN BIHAR GRAMIN BANK	6701	3	21-10-2019	ROHTAS	KARGAHAR	CHITAOON	39	N	N	N	N	Y	Y	4
DAKSHIN BIHAR GRAMIN BANK	6701	3	14-11-2019	ROHTAS	SHIVSAGAR	ALAMPUR	39	N	N	N	Y	N	Y	4
DAKSHIN BIHAR GRAMIN BANK	6701	3	19-12-2019	ROHTAS	TILAUTHU	TUMBA	40	N	N	N	N	N	Y	4
DAKSHIN BIHAR GRAMIN BANK	6701	4	22-10-2019	ROHTAS	SASARAM	BARAHDEEH	39	N	N	N	Y	N	Y	5
DAKSHIN BIHAR GRAMIN BANK	6701	4	15-11-2019	ROHTAS	KOCHAS	PARSATHUA	48	N	N	N	N	Y	Y	5
DAKSHIN BIHAR GRAMIN BANK	6701	4	20-12-2019	ROHTAS	KOCHAS	PARSATHUA	39	N	N	N	N	Y	Y	5
DAKSHIN BIHAR GRAMIN BANK	7001	1	10-10-2019	GAYA	DHARAMSALA	PARAIYA	55	N	N	N	N	Y	Y	4
DAKSHIN BIHAR GRAMIN BANK	7001	1	01-11-2019	GAYA	IMAMGANJ	KOTHI	54	N	N	N	N	Y	Y	2
DAKSHIN BIHAR GRAMIN BANK	7001	2	15-10-2019	GAYA	TEKARI	TEKARI	60	N	N	N	N	Y	Y	5
DAKSHIN BIHAR GRAMIN BANK	7001	2	07-11-2019	GAYA	BANKEYBAZAR	TILAIYA	65	N	N	N	N	Y	Y	1
DAKSHIN BIHAR GRAMIN BANK	7001	3	18-10-2019	GAYA	M.S. PATHRA	BELAGANJ	70	N	N	N	N	Y	Y	2
DAKSHIN BIHAR GRAMIN BANK	7001	4	22-10-2019	GAYA	SEOTAR	MOHRA	52	N	N	N	N	Y	Y	3

ANNEX II- PART B

QUARTERLY REPORT ON CONDUCT OF TARGET GROUP SPECIFIC CAMPS BY FLCs : Annexure-2 Part(B)
AS ON 31.12.2019

Bank Name	FLC Code	Sr. No. of Camp	Date of target specific camp (DD/MM/YYYY)	District	Block	Village	No Of Participants	Stakeholders present (Indicate Y/N)						Target Group Addressed (1. Farmers 2. Small Entrepreneurs 3. School Students 4. SHGs 5. Senior Citizen 6. Others)	
								LDM	DDM	LDO	Local Govt	NGO	BC		Others
DAKSHIN BIHAR GRAMIN BANK	7001	5	24-10-2019	GAYA	KARMAUNI	DOBHI	46	N	N	N	N	N	Y	Y	4
DAKSHIN BIHAR GRAMIN BANK	8101	1	18-10-2019	JEHANABAD	RATNIFAREDPUR	SAKURABAD	80	N	N	N	Y	Y	Y	Y	1
DAKSHIN BIHAR GRAMIN BANK	8101	1	13-11-2019	JEHANABAD	MAKHDUMPUR	DHAROT	130	N	N	N	Y	Y	Y	Y	3
DAKSHIN BIHAR GRAMIN BANK	8101	1	05-12-2019	JEHANABAD	KAKO	IBRAHIMPUR	60	N	N	N	Y	Y	Y	Y	4
DAKSHIN BIHAR GRAMIN BANK	8101	2	19-10-2019	JEHANABAD	KAKO	MAI	60	N	N	N	Y	Y	Y	Y	5
DAKSHIN BIHAR GRAMIN BANK	8101	2	16-11-2019	JEHANABAD	RATANI FARIDPUR	AMAIN	140	N	N	N	Y	Y	Y	Y	5
DAKSHIN BIHAR GRAMIN BANK	8101	2	07-12-2019	JEHANABAD	JEHANABAD	LODIPUR	60	N	N	N	Y	Y	Y	Y	5
DAKSHIN BIHAR GRAMIN BANK	8101	3	03-10-2019	JEHANABAD	GHOSI	BAITPUR	50	N	N	N	Y	Y	Y	Y	1
DAKSHIN BIHAR GRAMIN BANK	8101	3	03-11-2019	JEHANABAD	GHOSI	AMTHUA	80	N	N	N	Y	N	Y	Y	1
DAKSHIN BIHAR GRAMIN BANK	8101	3	10-12-2019	JEHANABAD	GHOSI	LODIPUR	70	N	N	N	Y	Y	Y	Y	3
DAKSHIN BIHAR GRAMIN BANK	8101	4	22-10-2019	JEHANABAD	KAKO	MAHMADPUR	60	N	N	N	Y	Y	Y	Y	4
DAKSHIN BIHAR GRAMIN BANK	8101	4	25-11-2019	JEHANABAD	HULASGANJ	BIRA	80	N	N	N	Y	Y	Y	Y	4
DAKSHIN BIHAR GRAMIN BANK	8101	4	12-12-2019	JEHANABAD	MODANGANJ	DEBARA	50	N	N	N	Y	Y	Y	Y	4
DAKSHIN BIHAR GRAMIN BANK	10901	1	10-10-2019	ARWAL	ARWAL	SHISHU BIGHA	37	N	N	N	Y	Y	Y	Y	1
DAKSHIN BIHAR GRAMIN BANK	10901	1	14-11-2019	ARWAL	KARPI	SARMSAPUR	37	N	N	N	Y	Y	Y	Y	1
DAKSHIN BIHAR GRAMIN BANK	10901	1	03-12-2019	ARWAL	ARWAL	BHADASI	35	N	N	N	Y	Y	Y	Y	1
DAKSHIN BIHAR GRAMIN BANK	10901	2	11-10-2019	ARWAL	KALER	USHARI	67	N	N	N	Y	Y	Y	Y	4
DAKSHIN BIHAR GRAMIN BANK	10901	2	15-11-2019	ARWAL	KARPI	KOCHASA	46	N	N	N	Y	Y	Y	Y	4
DAKSHIN BIHAR GRAMIN BANK	10901	2	09-12-2019	ARWAL	KARPI	KINJAR	52	N	N	N	Y	Y	Y	Y	4
DAKSHIN BIHAR GRAMIN BANK	10901	3	15-10-2019	ARWAL	KARPI	SHANTIPURAM	37	N	N	N	Y	Y	Y	Y	3
DAKSHIN BIHAR GRAMIN BANK	10901	3	16-11-2019	ARWAL	ARWAL	BHADASI	42	N	N	N	Y	Y	Y	Y	3
DAKSHIN BIHAR GRAMIN BANK	10901	3	09-12-2019	ARWAL	KARPI	SHANTIPURA	32	N	N	N	Y	Y	Y	Y	3
DAKSHIN BIHAR GRAMIN BANK	10901	4	17-10-2019	ARWAL	KALER	WALIDAD	51	N	N	N	Y	Y	Y	Y	2
DAKSHIN BIHAR GRAMIN BANK	10901	4	20-11-2019	ARWAL	KALER	TERI	48	N	N	N	Y	Y	Y	Y	2
DAKSHIN BIHAR GRAMIN BANK	10901	4	27-12-2019	ARWAL	KARPI	TERI	35	N	N	N	Y	Y	Y	Y	2
UTTAR BIHAR GRAMIN BANK	4802	1	06-11-2019	SUPAUL	SUPAUL	VEENA	69	N	N	N	Y	N	Y	Y	1,4,5,6
UTTAR BIHAR GRAMIN BANK	4802	2	11-12-2019	SUPAUL	SUPAUL	SUKHPUR	78	N	N	N	Y	N	Y	Y	1,2,4,6
UTTAR BIHAR GRAMIN BANK	4902	1	09-11-2019	KISHANGANJ	BAHADURGANJ	PHULBARI	45	N	N	N	Y	Y	Y	Y	1,2
UTTAR BIHAR GRAMIN BANK	4902	2	12-11-2019	KISHANGANJ	BAHADURGANJ	BHATABARI	51	N	N	N	Y	Y	Y	Y	1,6
UTTAR BIHAR GRAMIN BANK	4902	3	22-11-2019	KISHANGANJ	KOCHADHAMAN	DORIA	50	N	N	N	Y	Y	Y	Y	1,6
UTTAR BIHAR GRAMIN BANK	4902	4	06-12-2019	KISHANGANJ	KOCHADHAMAN	KOCHADHAMAN	52	N	N	N	Y	Y	Y	Y	1,6
UTTAR BIHAR GRAMIN BANK	4902	5	09-12-2019	KISHANGANJ	KOCHADHAMAN	ASURA	55	N	N	N	Y	Y	Y	Y	1
UTTAR BIHAR GRAMIN BANK	4902	6	12-12-2019	KISHANGANJ	KOCHADHAMAN	LATOR	45	N	N	N	Y	Y	Y	Y	1,6
UTTAR BIHAR GRAMIN BANK	4902	7	27-12-2019	KISHANGANJ	KOCHADHAMAN	BHAGBAISA	40	N	N	N	Y	Y	Y	Y	1,6
UTTAR BIHAR GRAMIN BANK	5002	1	04-11-2019	SITAMARHI	DUMRA	SUHAJ	74	N	N	N	Y	Y	Y	Y	1,2,6
UTTAR BIHAR GRAMIN BANK	5002	2	15-11-2019	SITAMARHI	RUNNISAIDPUR	OLUPUR	74	N	N	N	Y	Y	Y	Y	1,4,5,6
UTTAR BIHAR GRAMIN BANK	5002	3	07-11-2019	SITAMARHI	NANPUR	BEDAUL	68	N	N	N	Y	Y	Y	Y	1,2,3,6
UTTAR BIHAR GRAMIN BANK	5002	4	31-12-2019	SITAMARHI	RUNNISAIDPUR	DHANSI	75	N	N	N	Y	Y	Y	Y	1,3,5,6
UTTAR BIHAR GRAMIN BANK	5002	5	29-12-2019	SITAMARHI	BELSAND	BELSAND	71	N	N	N	Y	Y	Y	Y	1,6
UTTAR BIHAR GRAMIN BANK	5302	1	10-10-2019	E.CHAMPARAN	HARSIDDI	HARPUR RAY	76	N	N	N	Y	Y	Y	Y	1,4,6
UTTAR BIHAR GRAMIN BANK	5302	2	16-10-2019	E.CHAMPARAN	SANGRAMPUR	MADHUBANI TOLA	75	N	N	N	Y	Y	Y	Y	1,6

ANNEX II- PART B

QUARTERLY REPORT ON CONDUCT OF TARGET GROUP SPECIFIC CAMPS BY FLCs : Annexure-2 Part(B)

AS ON 31.12.2019

Bank Name	FLC Code	Sr. No. of Camp	Date of target specific camp (DD/MM/YYYY)	District	Block	Village	No Of Participants	Stakeholders present (Indicate Y/N)						Target Group Addressed (1. Farmers 2. Small Entrepreneurs 3. School Students 4. SHGs 5. Senior Citizen 6. Others)
								LDM	DDM	LDO	Local Govt	NGO	BC	
UTTAR BIHAR GRAMIN BANK	5302	3	21-10-2019	E.CHAMPARAN	ARERAJ	BAHADURPUR	75	N	N	N	Y	N	Y	1,4,6
UTTAR BIHAR GRAMIN BANK	5302	4	22-10-2019	E.CHAMPARAN	ARERAJ	NAGDAHA	74	N	N	N	Y	Y	N	1,5,6
UTTAR BIHAR GRAMIN BANK	5302	5	24-10-2019	E.CHAMPARAN	CHIRAIYA	MIRPUR PURVI	69	N	N	N	Y	N	Y	1,4,6
UTTAR BIHAR GRAMIN BANK	5402	1	03-10-2019	MADHUBANI	GHOGHARDIHA	TILAT	71	N	N	N	Y	N	Y	3
UTTAR BIHAR GRAMIN BANK	5402	2	04-10-2019	MADHUBANI	GHOGHARDIHA	MAINAHI	76	N	N	N	Y	N	Y	1
UTTAR BIHAR GRAMIN BANK	5402	3	09-10-2019	MADHUBANI	ANDHRA THARHI	DEOHAR	81	N	N	N	Y	N	Y	6
UTTAR BIHAR GRAMIN BANK	5402	4	10-10-2019	MADHUBANI	ANDHRA THARHI	SIWA	74	N	N	N	Y	N	Y	4
UTTAR BIHAR GRAMIN BANK	5402	5	05-11-2019	MADHUBANI	LAKHNAUR	ANKUSI	69	N	N	N	Y	N	Y	6
UTTAR BIHAR GRAMIN BANK	5402	6	07-11-2019	MADHUBANI	LAKHNAUR	KASIAM	67	N	N	N	Y	N	Y	6
UTTAR BIHAR GRAMIN BANK	5402	7	20-11-2019	MADHUBANI	LAKHNAUR	RAGHEPURA	91	N	N	N	Y	N	Y	1,6
UTTAR BIHAR GRAMIN BANK	5402	8	21-11-2019	MADHUBANI	MADHEPUR	PRASAD	85	N	N	N	Y	N	Y	1,2,6
UTTAR BIHAR GRAMIN BANK	5402	9	10-12-2019	MADHUBANI	MADHEPUR	BHAGIYA	82	N	N	N	Y	N	Y	1
UTTAR BIHAR GRAMIN BANK	5402	10	11-12-2019	MADHUBANI	MADHEPUR	BANKI	75	N	N	N	Y	N	Y	6
UTTAR BIHAR GRAMIN BANK	5402	11	12-12-2019	MADHUBANI	MADHEPUR	KHAJURA	73	N	N	N	Y	N	Y	6
UTTAR BIHAR GRAMIN BANK	5702	1	03-10-2019	SIWAN	LAKRI BAZAR	LAKRI BAZAR	102	N	N	N	Y	N	Y	1,4,6
UTTAR BIHAR GRAMIN BANK	5702	3	25-11-2019	SIWAN	SAWAN BIGRAH	PAKWALIA	98	N	N	N	Y	Y	N	1,4,5
UTTAR BIHAR GRAMIN BANK	5702	4	19-11-2019	SIWAN	MUSTAFABAD	BINDWAL	78	N	N	N	N	N	Y	1,2,6
UTTAR BIHAR GRAMIN BANK	5702	5	22-11-2019	SIWAN	TARWAN	NEPURA	72	N	N	N	N	Y	Y	1,2,3,5
UTTAR BIHAR GRAMIN BANK	6202	1	17-10-2019	MUZAFFARPUR	KUDHANI	BAGHI.	76	N	N	N	Y	N	Y	1,2,4,5,6
UTTAR BIHAR GRAMIN BANK	6202	2	20-10-2019	MUZAFFARPUR	KUDHANI	SONBARSA	74	N	N	N	Y	N	Y	1,2,6
UTTAR BIHAR GRAMIN BANK	6202	3	20-10-2019	MUZAFFARPUR	KUDHANI	BALIYA CHOWK	71	N	N	N	Y	N	Y	1,6
UTTAR BIHAR GRAMIN BANK	6202	4	21-10-2019	MUZAFFARPUR	KUDHANI	RAJIA CHATTI	70	N	N	N	Y	N	Y	1,2,5,6
UTTAR BIHAR GRAMIN BANK	6202	5	18-10-2019	MUZAFFARPUR	KUDHANI	KAMTAUL	72	N	N	N	Y	Y	N	1,4,6
UTTAR BIHAR GRAMIN BANK	6302	1	04-10-2019	GOPALGANJ	FULWARIA	BATHUA BAZAR	80	N	N	N	Y	N	Y	1,2,4,6
UTTAR BIHAR GRAMIN BANK	6302	2	10-10-2019	GOPALGANJ	FULWARIA	BATHUA BAZAR	79	N	N	N	Y	N	Y	1,3,4,5
UTTAR BIHAR GRAMIN BANK	6302	3	16-10-2019	GOPALGANJ	THAWE	RAMCHANDRAPUR	82	N	N	N	Y	N	Y	1,3,4
UTTAR BIHAR GRAMIN BANK	6302	4	22-10-2019	GOPALGANJ	GOPALGANJ	BASDILAKHAS	77	N	N	N	Y	N	Y	1,2,3
UTTAR BIHAR GRAMIN BANK	6302	5	24-10-2019	GOPALGANJ	KUCHAIKOT	SEMRA	76	N	N	N	Y	N	Y	1,2,4,5
UTTAR BIHAR GRAMIN BANK	6302	6	28-10-2019	GOPALGANJ	THAWE	THAWE	0	N	N	N	Y	Y	Y	2,3,4,5
UTTAR BIHAR GRAMIN BANK	6302	7	30-10-2019	GOPALGANJ	UCHKAGAON	ARNA	84	N	N	N	Y	Y	N	1,2,3,4,5
UTTAR BIHAR GRAMIN BANK	6302	8	05-11-2019	GOPALGANJ	KUCHAIKOT	KHEM MATHANIYA	77	N	N	N	Y	N	Y	2,3,5,6
UTTAR BIHAR GRAMIN BANK	6302	9	12-11-2019	GOPALGANJ	BARAULI	SARFARA	81	N	N	N	N	Y	Y	1,2,3
UTTAR BIHAR GRAMIN BANK	6302	10	14-11-2019	GOPALGANJ	THAWE	INDERWA ABDULLA	82	N	N	N	Y	N	Y	3,4,5,6
UTTAR BIHAR GRAMIN BANK	6302	11	16-11-2019	GOPALGANJ	THAWE	SUKULWA KHURD	75	N	N	N	Y	N	Y	1,2,3,4
UTTAR BIHAR GRAMIN BANK	6302	12	18-11-2019	GOPALGANJ	SIDHWALIA	SIPAULI	83	N	N	N	Y	N	Y	1,2,3,6
UTTAR BIHAR GRAMIN BANK	6302	13	19-11-2019	GOPALGANJ	BARAULI	RAMPUR	87	N	N	N	Y	N	Y	1,3,5,6
UTTAR BIHAR GRAMIN BANK	6302	14	25-11-2019	GOPALGANJ	THAWE	NARAYANPUR	71	N	N	N	Y	N	Y	1,2,3,4,5
UTTAR BIHAR GRAMIN BANK	6302	15	04-12-2019	GOPALGANJ	UCHKAGAON	PIPRA	73	N	N	N	Y	N	Y	3,4,5,6
UTTAR BIHAR GRAMIN BANK	6302	16	05-12-2019	GOPALGANJ	UCHKAGAON	PIPRAHI	75	N	N	N	Y	Y	Y	1,3,4,5,6
UTTAR BIHAR GRAMIN BANK	6302	17	10-12-2019	GOPALGANJ	UCHKAGAON	JHIRWA	85	N	N	N	Y	N	Y	1,5,3,4
UTTAR BIHAR GRAMIN BANK	6302	18	13-12-2019	GOPALGANJ	BARAULI	BADHEYA	87	N	N	N	Y	Y	Y	1,2,3,6

ANNEX II- PART B

QUARTERLY REPORT ON CONDUCT OF TARGET GROUP SPECIFIC CAMPS BY FLCs : Annexure-2 Part(B)
AS ON 31.12.2019

Bank Name	FLC Code	Sr. No. of Camp	Date of target specific camp (DD/MM/YYYY)	District	Block	Village	No Of Participants	Stakeholders present (Indicate Y/N)						Target Group Addressed (1. Farmers 2. Small Entrepreneurs 3. School Students 4. SHGs 5. Senior Citizen 6. Others)
								LDM	DDM	LDO	Local Govt	NGO	BC	
UTTAR BIHAR GRAMIN BANK	6302	19	16-12-2019	GOPALGANJ	SIDHWALIA	KUSHAR	76	N	N	N	N	Y	Y	1,2,4,5,6
UTTAR BIHAR GRAMIN BANK	6302	20	18-12-2019	GOPALGANJ	MANJHAGARH	PURAINA	76	N	N	N	N	Y	Y	1,2,3,6,5
UTTAR BIHAR GRAMIN BANK	6302	21	20-12-2019	GOPALGANJ	MANJHAGARH	JAGARNATHA	79	N	N	N	N	Y	Y	1,2,4,5,6
UTTAR BIHAR GRAMIN BANK	6402	1	23-10-2019	W.CHAMPARAN	BAIRIYA	MANIHARIYA	70	N	N	N	N	Y	Y	1,2
UTTAR BIHAR GRAMIN BANK	6402	2	28-10-2019	W.CHAMPARAN	BETTIAH	SEMRA GHAT	0	N	N	N	N	Y	Y	1,2
UTTAR BIHAR GRAMIN BANK	6402	3	05-11-2019	W.CHAMPARAN	YOGAPATTI	RAMPURWA	65	N	N	N	N	Y	Y	1,2
UTTAR BIHAR GRAMIN BANK	6402	4	21-11-2019	W.CHAMPARAN	NAUTAN	FATU CHHAPAR	54	N	N	N	N	Y	Y	1,2,3
UTTAR BIHAR GRAMIN BANK	6402	5	22-11-2019	W.CHAMPARAN	NAUTAN	MANDUWAHA	60	N	N	N	N	Y	Y	1,2
UTTAR BIHAR GRAMIN BANK	6402	6	10-12-2019	W.CHAMPARAN	NAUTAN	SHAMPUR KOTRAHA	40	N	N	N	N	Y	Y	1,2,3
UTTAR BIHAR GRAMIN BANK	6502	1	09-12-2019	SHEOHAR	TARIYANI	POJHIYA	73	N	N	N	N	Y	Y	1,6,4,2
UTTAR BIHAR GRAMIN BANK	6502	2	10-12-2019	SHEOHAR	TARIYANI	SARVARPUR	78	N	N	N	N	Y	Y	1,2,5,6
UTTAR BIHAR GRAMIN BANK	6502	3	13-12-2019	SHEOHAR	TARIYANI	BELAHI	86	N	N	N	N	Y	Y	1,2,3,5,6
UTTAR BIHAR GRAMIN BANK	6502	4	12-12-2019	SHEOHAR	TARIYANI	HARNAHIYA	75	N	N	N	N	Y	Y	1,6
UTTAR BIHAR GRAMIN BANK	6502	5	13-12-2019	SHEOHAR	PIPRAHI	MINAPR BALHA	86	N	N	N	N	Y	Y	1,2,6
UTTAR BIHAR GRAMIN BANK	6502	6	16-12-2019	SHEOHAR	PIPRAHI	KOLUHA	72	N	N	N	N	Y	Y	1,3,4,5
UTTAR BIHAR GRAMIN BANK	6502	7	17-12-2019	SHEOHAR	SHEOHAR	SUGHIVA KATSARI	69	N	N	N	N	Y	Y	1,2,3,6
UTTAR BIHAR GRAMIN BANK	6502	8	22-10-2019	SHEOHAR	PUNAHIYA	PUNAHIYA	65	N	N	N	N	Y	Y	1,2,6
UTTAR BIHAR GRAMIN BANK	6602	9	22-10-2019	SHEOHAR	DHANKAUL	DHANKAUL	72	N	N	N	N	Y	Y	1,3,5,6
UTTAR BIHAR GRAMIN BANK	6602	1	13-10-2019	SARAN	LAHLADPUR	BASAHI	82	N	N	N	N	Y	Y	1,2,6
UTTAR BIHAR GRAMIN BANK	6602	2	15-10-2019	SARAN	LAHLADPUR	PARSHOTTIMPUR	78	N	N	N	N	Y	Y	1,6,4
UTTAR BIHAR GRAMIN BANK	6602	3	16-10-2019	SARAN	BANIAPUR	SAHAJITPUR	94	N	N	N	N	Y	Y	1,6,5
UTTAR BIHAR GRAMIN BANK	6602	4	16-10-2019	SARAN	MASHRAKH	SADHWARA	75	N	N	N	N	Y	Y	1,2,6
UTTAR BIHAR GRAMIN BANK	6602	5	20-10-2019	SARAN	MASHRAKH	BANSOHI	76	N	N	N	N	Y	Y	1,3,4,6
UTTAR BIHAR GRAMIN BANK	6602	6	17-10-2019	SARAN	BANIAPUR	BHITHI	81	N	N	N	N	Y	Y	1,5,6
UTTAR BIHAR GRAMIN BANK	6602	7	17-10-2019	SARAN	NAGRA	NAGRA	64	N	N	N	N	Y	Y	1,6
UTTAR BIHAR GRAMIN BANK	6602	8	23-11-2019	SARAN	SADAR	BRAHMPUR	88	N	N	N	N	Y	Y	1,2,3,6
UTTAR BIHAR GRAMIN BANK	6602	9	25-11-2019	SARAN	JALALPUR	KOPA	87	N	N	N	N	Y	Y	1,5,6
UTTAR BIHAR GRAMIN BANK	6602	10	23-11-2019	SARAN	MANUJI	KOHRA BAZAR	92	N	N	N	N	Y	Y	1,4,5,6
UTTAR BIHAR GRAMIN BANK	6602	11	25-11-2019	SARAN	MANUJI	DAUDPUR	75	N	N	N	N	Y	Y	1,4,5,6
UTTAR BIHAR GRAMIN BANK	6602	12	26-11-2019	SARAN	MANUJI	SHITALPUR	78	N	N	N	N	Y	Y	1,6,5
UTTAR BIHAR GRAMIN BANK	6602	13	28-11-2019	SARAN	DARIYAPUR	M.MURTZA	72	N	N	N	N	Y	Y	1,2,5,6
UTTAR BIHAR GRAMIN BANK	6602	14	28-11-2019	SARAN	DARIYAPUR	JHAWAN	92	N	N	N	N	Y	Y	1,3,4,5,6
UTTAR BIHAR GRAMIN BANK	6602	15	28-11-2019	SARAN	SONPUR	SAKHNAULI	68	N	N	N	N	Y	Y	1,6
UTTAR BIHAR GRAMIN BANK	6602	16	28-11-2019	SARAN	SONPUR	BAJALPUR	78	N	N	N	N	Y	Y	1,5,6
UTTAR BIHAR GRAMIN BANK	6602	17	06-12-2019	SARAN	BANIAPUR	PUCHARI	65	N	N	N	N	Y	Y	1,2,3
UTTAR BIHAR GRAMIN BANK	6602	18	07-12-2019	SARAN	EKMA	CHHITRAULIA	71	N	N	N	N	Y	Y	1,4,5,6
UTTAR BIHAR GRAMIN BANK	6602	19	06-12-2019	SARAN	AMNOUR	RASULPUR	69	N	N	N	N	Y	Y	1,2,5,6
UTTAR BIHAR GRAMIN BANK	6602	20	06-12-2019	SARAN	EKMA	BALIA	64	N	N	N	N	Y	Y	1,4,6
UTTAR BIHAR GRAMIN BANK	6602	21	13-12-2019	SARAN	EKMA	BENAUT	78	N	N	N	N	Y	Y	1,5,6
UTTAR BIHAR GRAMIN BANK	6602	22	15-12-2019	SARAN	BANIAPUR	KAMTA BAZAR	65	N	N	N	N	Y	Y	1,4,6
UTTAR BIHAR GRAMIN BANK	6602	23	21-12-2019	SARAN	MASHRAKH	BAHADURPUR	62	N	N	N	N	Y	Y	1,2,5
UTTAR BIHAR GRAMIN BANK	6602	24	19-12-2019	SARAN	MASHRAKH	DHAWRI GOPAL	78	N	N	N	N	Y	Y	1,4,6
UTTAR BIHAR GRAMIN BANK	6602	25	25-12-2019	SARAN	MASHRAKH	BANSOHI	62	N	N	N	N	Y	Y	1,6

ANNEX II- PART B
QUARTERLY REPORT ON CONDUCT OF TARGET GROUP SPECIFIC CAMPS BY FLCs : Annexure-2 Part(B)
AS ON 31.12.2019

Bank Name	FLC Code	Sr. No. of Camp	Date of target specific camp (DD/MM/YYYY)	District	Block	Village	No Of Participants	Stakeholders present (Indicate Y/N)						Target Group Addressed (1. Farmers 2. Small Entrepreneurs 3. School Students 4. SHGs 5. Senior Citizen 6. Others)
								LDM	DDM	LDO	Local Govt	NGO	BC	
UTTAR BIHAR GRAMIN BANK	6602	26	18-12-2019	SARAN	MASHRAKH	CHAPPIYA	76	N	N	N	N	Y	Y	1,4,6
UTTAR BIHAR GRAMIN BANK	6602	27	19-12-2019	SARAN	BANIYAPUR	KHAKI MATHIYA	62	N	N	N	N	Y	Y	1,5,6
UTTAR BIHAR GRAMIN BANK	6602	28	18-12-2019	SARAN	BANIYAPUR	HARPUR	76	N	N	N	Y	Y	Y	1,6
UTTAR BIHAR GRAMIN BANK	6602	29	20-12-2019	SARAN	BANIYAPUR	SAREYA	85	N	N	N	N	Y	Y	1,5,6
UTTAR BIHAR GRAMIN BANK	6602	30	23-12-2019	SARAN	BANIYAPUR	SATUAN	69	N	N	N	N	Y	Y	1,2,6
UTTAR BIHAR GRAMIN BANK	6602	31	19-12-2019	SARAN	ISUAPUR	ISUAPUR	0	N	N	N	N	Y	Y	1,4,6,5,3
UTTAR BIHAR GRAMIN BANK	6602	32	26-12-2019	SARAN	BANIYAPUR	BHITHI	69	N	N	N	N	Y	Y	1,4,6
UTTAR BIHAR GRAMIN BANK	6602	33	25-12-2019	SARAN	MASHRAKH	RAJAPATTI	87	N	N	N	N	Y	Y	1,5,6
UTTAR BIHAR GRAMIN BANK	6602	34	29-12-2019	SARAN	ALONI	ALONI	94	N	N	N	N	Y	Y	1,2,4,6
UTTAR BIHAR GRAMIN BANK	6602	35	28-12-2019	SARAN	ALONI	SARGATTI	67	N	N	N	N	Y	Y	1,6
UTTAR BIHAR GRAMIN BANK	6602	36	29-12-2019	SARAN	NAINI	NAINI	65	N	N	N	N	Y	Y	1,4,6
UTTAR BIHAR GRAMIN BANK	6602	37	30-12-2019	SARAN	DARIHARA	DARIHARA	86	N	N	N	N	Y	Y	1,5,6
UTTAR BIHAR GRAMIN BANK	6802	1	10-12-2019	MADHEPURA	MURLIGANJ	BALUHI	68	N	N	N	Y	N	Y	1,4,5
UTTAR BIHAR GRAMIN BANK	6802	2	12-12-2019	MADHEPURA	RAHTA	BHATGAMA	86	N	N	N	N	Y	Y	1,4,5,6
UTTAR BIHAR GRAMIN BANK	7102	1	07-10-2019	KATIHAR	BARSOI	BHELGANJ	60	N	N	N	N	Y	Y	1,2,3,6
UTTAR BIHAR GRAMIN BANK	7102	2	07-10-2019	KATIHAR	BARSOI	SUDHANI	73	N	N	N	N	Y	Y	2,3,5,6
UTTAR BIHAR GRAMIN BANK	7102	3	08-10-2019	KATIHAR	BARSOI	HATBANGORA	86	N	N	N	N	Y	Y	1,2,3,5,6
UTTAR BIHAR GRAMIN BANK	7102	4	18-10-2019	KATIHAR	BARSOI	KACHNA	76	N	N	N	N	Y	Y	1,2,3,4,5
UTTAR BIHAR GRAMIN BANK	7102	5	18-10-2019	KATIHAR	KORHA	KORHA	86	N	N	N	N	Y	Y	1,4,5,6
UTTAR BIHAR GRAMIN BANK	7102	6	20-10-2019	KATIHAR	KORHA	RAUTARA	94	N	N	N	N	Y	Y	1,2,3,4
UTTAR BIHAR GRAMIN BANK	7102	7	09-10-2019	KATIHAR	BARSOI	ABADPUR	69	N	N	N	N	Y	Y	1,2,3,4,5,6
UTTAR BIHAR GRAMIN BANK	7102	8	18-11-2019	KATIHAR	KADWA	SALMARI	67	N	N	N	N	Y	Y	2,3,4,5,6
UTTAR BIHAR GRAMIN BANK	7102	9	24-11-2019	KATIHAR	KORHA	MARWA	78	N	N	N	N	Y	Y	1,3,4,6
UTTAR BIHAR GRAMIN BANK	7102	10	25-11-2019	KATIHAR	AZAMNAGAR	AZAMNAGAR	67	N	N	N	N	Y	Y	1,2,3,5
UTTAR BIHAR GRAMIN BANK	7102	11	24-11-2019	KATIHAR	KADWA	MALUCKPUR	86	N	N	N	N	Y	Y	1,2,3,4,5
UTTAR BIHAR GRAMIN BANK	7102	12	24-11-2019	KATIHAR	KADWA	DANDKHORA	71	N	N	N	N	Y	Y	1,2,4,5,6
UTTAR BIHAR GRAMIN BANK	7102	13	26-11-2019	KATIHAR	KADWA	BALIABELLON	65	N	N	N	N	Y	Y	1,2,5,6,3
UTTAR BIHAR GRAMIN BANK	7102	14	27-11-2019	KATIHAR	BARSOI	BARSOI	69	N	N	N	N	Y	Y	1,2,3,4,6
UTTAR BIHAR GRAMIN BANK	7102	15	26-12-2019	KATIHAR	MANSARI	MANSARI	79	N	N	N	N	Y	Y	1,2,3,4,5
UTTAR BIHAR GRAMIN BANK	7102	16	27-12-2019	KATIHAR	KATIHAR	SARIFGANJ	82	N	N	N	N	Y	Y	2,3,4,5,6
UTTAR BIHAR GRAMIN BANK	7102	17	28-12-2019	KATIHAR	KADWA	SONALI BAZAR	86	N	N	N	N	Y	Y	1,2,4,5,6
UTTAR BIHAR GRAMIN BANK	7602	1	03-10-2019	SAHARSA	SALKHUA	SITNAHA	76	N	N	N	N	Y	Y	1,6,5
UTTAR BIHAR GRAMIN BANK	7602	2	10-10-2019	SAHARSA	BANMA ITHARI	KASIMPUR	86	N	N	N	N	Y	Y	1,4,6
UTTAR BIHAR GRAMIN BANK	7602	3	23-10-2019	SAHARSA	S B PUR	EKPAPRA	110	N	N	N	N	Y	Y	1,2,5,6
UTTAR BIHAR GRAMIN BANK	7602	4	05-11-2019	SAHARSA	S B PUR	HAMIDPUR	85	N	N	N	N	Y	Y	1,4,6
UTTAR BIHAR GRAMIN BANK	7602	5	07-11-2019	SAHARSA	KAHRA	GARAHYAPATTI	64	N	N	N	N	Y	Y	1,2,4,6
UTTAR BIHAR GRAMIN BANK	7602	6	20-11-2019	SAHARSA	MAHISHI	SATTAUR	62	N	N	N	N	Y	Y	1,4,5,6
UTTAR BIHAR GRAMIN BANK	7802	1	12-10-2019	PURNIA	BAISA	ANGARHAT	71	N	N	N	N	Y	Y	1,2,3,4,5,6
UTTAR BIHAR GRAMIN BANK	7802	2	12-10-2019	PURNIA	BANMANKHI	BUDHIA	86	N	N	N	N	Y	Y	1,2,3,4,5,6
UTTAR BIHAR GRAMIN BANK	7802	3	14-10-2019	PURNIA	RUPAULI	BIRALI	69	N	N	N	N	Y	Y	1,2,4,5,6
UTTAR BIHAR GRAMIN BANK	7802	4	15-10-2019	PURNIA	RUPAULI	RUPAULI	94	N	N	N	N	Y	Y	1,2,3,4,5
UTTAR BIHAR GRAMIN BANK	7802	5	15-10-2019	PURNIA	FALKA	POTHA	68	N	N	N	N	Y	Y	2,3,4,5,6
UTTAR BIHAR GRAMIN BANK	7802	6	18-10-2019	PURNIA	AMOUR	AMOUR	71	N	N	N	N	Y	Y	1,2,3,4,5

ANNEX II- PART B

QUARTERLY REPORT ON CONDUCT OF TARGET GROUP SPECIFIC CAMPS BY FLCs : Annexure-2 Part(B)
AS ON 31.12.2019

Bank Name	FLC Code	Sr. No. of Camp	Date of target specific camp (DD/MM/YYYY)	District	Block	Village	No Of Participants	Stakeholders present (Indicate Y/N)							Target Group Addressed (1. Farmers 2. Small Entrepreneurs 3. School Students 4. SHGs 5. Senior Citizen 6. Others)
								LDM	DDM	LDO	Local Govt	NGO	BC	Others	
UTTAR BIHAR GRAMIN BANK	7802	7	18-10-2019	PURNIA	PURNIA EAST	RANIPATRA	84	N	N	N	Y	Y	Y	Y	1,2,4,5,6
UTTAR BIHAR GRAMIN BANK	7802	8	20-10-2019	PURNIA	PURNIA EAST	HARDA	69	N	N	N	Y	Y	Y	Y	1,2,3,4,5,6
UTTAR BIHAR GRAMIN BANK	7802	9	20-11-2019	PURNIA	BARHARA	B KOTHI	86	N	N	N	Y	Y	Y	Y	2,3,4,5,6
UTTAR BIHAR GRAMIN BANK	7802	10	20-11-2019	PURNIA	Srinagar	Srinagar	71	N	N	N	Y	Y	Y	Y	1,2,4,5,6
UTTAR BIHAR GRAMIN BANK	7802	11	20-11-2019	PURNIA	JALALGARH	JALALGARH	84	N	N	N	Y	Y	Y	Y	1,2,3,4,5,6
UTTAR BIHAR GRAMIN BANK	7802	12	22-11-2019	PURNIA	DAGARUA	KANAHRIYA	69	N	N	N	Y	Y	Y	Y	1,3,4,5,6
UTTAR BIHAR GRAMIN BANK	7802	13	24-11-2019	PURNIA	DHAMDAHA	SARSI	94	N	N	N	Y	Y	Y	Y	1,2,3,4,5
UTTAR BIHAR GRAMIN BANK	7802	14	26-11-2019	PURNIA	KADWA	DANGRAHA	84	N	N	N	Y	Y	Y	Y	1,2,3,4,5,6
UTTAR BIHAR GRAMIN BANK	7802	15	26-11-2019	PURNIA	RUPAULI	BHADURA	79	N	N	N	Y	Y	Y	Y	3,4,5,6,1
UTTAR BIHAR GRAMIN BANK	7802	16	26-11-2019	PURNIA	BAISEE	BAISEE	94	N	N	N	Y	Y	Y	Y	1,2,3,4,5,6
UTTAR BIHAR GRAMIN BANK	7802	17	26-12-2019	PURNIA	DAGARUA	DAGARUA	86	N	N	N	Y	Y	Y	Y	1,2,3,4,5,6
UTTAR BIHAR GRAMIN BANK	7802	18	26-12-2019	PURNIA	DHAMDAHA	MIRGANJ	84	N	N	N	Y	Y	Y	Y	2,3,4,5,6
UTTAR BIHAR GRAMIN BANK	7802	19	26-12-2019	PURNIA	SOINALI	DUMAR	69	N	N	N	Y	Y	Y	Y	1,2,3,4,5,6
UTTAR BIHAR GRAMIN BANK	7802	20	30-12-2019	PURNIA	PURNIA EAST	NEWALAL CHOCK	94	N	N	N	Y	Y	Y	Y	1,2,3,4,5
UTTAR BIHAR GRAMIN BANK	7802	21	30-12-2019	PURNIA	DAGARUA	BARSONI	67	N	N	N	Y	Y	Y	Y	1,2,3,4,5
UTTAR BIHAR GRAMIN BANK	7802	22	30-12-2019	PURNIA	KASBA	GARBANAILLI	75	N	N	N	Y	Y	Y	Y	1,2,3,4,5,6
UTTAR BIHAR GRAMIN BANK	8302	1	01-01-0001	ARARIA	ARARIA	AZAMNAGAR	55	N	N	N	Y	Y	Y	Y	1,6
UTTAR BIHAR GRAMIN BANK	8302	2	07-10-2019	ARARIA	ARARIA	GAIRA	51	N	N	N	Y	Y	Y	Y	1
UTTAR BIHAR GRAMIN BANK	8302	3	10-10-2019	ARARIA	ARARIA	CHATAR	56	N	N	N	Y	Y	Y	Y	1,3,6
UTTAR BIHAR GRAMIN BANK	8302	4	12-10-2019	ARARIA	ARARIA	RAGHUNATHPUR	55	N	N	N	Y	Y	Y	Y	1,6
UTTAR BIHAR GRAMIN BANK	8302	5	06-11-2019	ARARIA	ARARIA	BELSARI	50	N	N	N	Y	Y	Y	Y	1
UTTAR BIHAR GRAMIN BANK	8902	6	08-11-2019	ARARIA	SIKTI	BENGA	45	N	N	N	Y	Y	Y	Y	1,6
UTTAR BIHAR GRAMIN BANK	8902	1	10-10-2019	VAISHALI	VAISHALI	AMRITPUR	86	N	N	N	Y	Y	Y	Y	1,4,6
UTTAR BIHAR GRAMIN BANK	8902	2	11-10-2020	VAISHALI	PATEDHI BELSAR	MISHRAWALISH	143	N	N	N	Y	Y	Y	Y	1,5,6
UTTAR BIHAR GRAMIN BANK	8902	3	15-10-2019	VAISHALI	PATEDHI BELSAR	KARENJI	185	N	N	N	Y	Y	Y	Y	1,6
UTTAR BIHAR GRAMIN BANK	8902	4	24-10-2019	VAISHALI	MAHUA	MADHURAPUR	82	N	N	N	Y	Y	Y	Y	1
UTTAR BIHAR GRAMIN BANK	8902	5	25-10-2019	VAISHALI	RAJAPAKAR	BHALWA	101	N	N	N	Y	Y	Y	Y	1,4,6
UTTAR BIHAR GRAMIN BANK	8902	6	28-10-2019	VAISHALI	PATEPUR	NAMACHAK	142	N	N	N	Y	Y	Y	Y	1,6

ANNEX III- PART C			
QUARTERLY REPORT ON CONDUCT OF CAMPS BY RURAL BRANCHES OF BANKS			
AS ON 31.12.2019			
Sr No.	District Name	No of rural branches in district	No of camps conducted during the quarter
1	Araria	72	128
2	Arwal	40	93
3	Aurangabad	116	274
4	Banka	67	316
5	Begusarai	80	297
6	Bhagalpur	89	435
7	Bhojpur	121	168
8	Buxar	79	222
9	Darbhanga	115	247
10	East Champaran	122	233
11	Gaya	191	251
12	Gopalganj	118	210
13	Jamui	73	263
14	Jehanabad	64	150
15	Kaimur	81	178
16	Katihar	104	201
17	Khagaria	39	176
18	Kishanganj	59	145
19	Lakhisarai	42	167
20	Madhepura	49	71
21	Madhubani	122	405
22	Munger	53	124
23	Muzaffarpur	178	606
24	Nalanda	138	384
25	Nawada	76	222
26	Patna	223	451
27	Purnea	109	299
28	Rohtas	132	177
29	Saharsa	59	121
30	Samastipur	173	299
31	Saran	163	339
32	Sheikhpura	34	165
33	Sheohar	21	93
34	Sitamarhi	59	105
35	Siwan	122	236
36	Supaul	59	113
37	Vaishali	156	314
38	West Champaran	103	339

STATE LEVEL BANKERS' COMMITTEE, BIHAR, CONVENOR - STATE BANK OF INDIA			
LEAD BANK SCHEME : MONITORING INFORMATION SYSTEM (MIS)			
LBS-MIS-I			
Statement showing Targets of Annual Credit Plans (ACP) for the year 31.12.2019			
(No. in actuals, Amt. in Thousands)			
BANK NAME :	Public Sector Banks		
Sr No.	Categories	Yearly Targets under ACP	
		Number	Amount
1	Priority Sector		
1A	Agriculture Advances = Total of 1A(i)+ 1A(ii)+ 1A(iii)	2032310	286744900
1A(i)	Farm Credit	1913115	242546400
1A(ii)	Agriculture Infrastructure	90555	20982800
1A(iii)	Ancillary Activities	28640	23215700
1B	Micro, Small and Medium Enterprises { Total of 1B(i)+1B(ii)+1B(iii)+1B(iv)+1B(v) }	1383873	158112100
1B(i)	Micro Enterprises(Manufacturing + Service Advances)	664141	47432900
1B(ii)	Small Enterprises(Manufacturing + Service Advances)	276883	39529200
1B(iii)	Medium Enterprises(Manufacturing + Service Advances)	15944	28459100
1B(iv)	Khadi and Village Industries	0	0
1B(v)	Others under MSMEs	426905	42690900
1C	Export Credit	0	0
1D	Education	39501	19751000
1E	Housing	14833	14819700
1F	Social Infrastructure	50423	16791700
1G	Renewable Energy	59312	2965600
1H	Others	889012	44450600
2	Sub Total (1A+1B+1C+1D+1E+1F+1G+1H)	4469264	543635600
3	Loans to Weaker Sections under Priority Sector	0	0
4	Non-Priority Sector		
4A	Agriculture	0	0
4B	Education	4859	7728900
4C	Housing	3877	11591000
4D	Personal Loans under Non-Priority Sector	483139	96602900
4E	Others	1352403	270457100
5	Sub Total (4A+4B+4C+4D+4E)	1844278	386379900
	TOTAL (2+5)	6313542	930015500

LBS-MIS-II

Statement showing Disbursement & Outstanding for the quarter ended 31.12.2019

(No. in actuals, Amt. in Thousands)

BANK NAME :		Public Sector Banks					
Sr No.	Categories	Disbursements upto the end of current quarter		Outstandings up to the end of current quarter			
		Number	Amount	Number	Amount		
1	Priority Sector						
1A	Agriculture Advances = Total of 1A(i)+ 1A(ii)+ 1A(iii)	749945	96013400	2422922	239737300		
1A(i)	Farm Credit	723152	77640800	2322144	209241600		
1A(ii)	Agriculture Infrastructure	2331	733800	42611	11266800		
1A(iii)	Ancillary Activities	24462	17638800	58167	19228900		
1B	Micro, Small and Medium Enterprises						
	{Total of 1B(i)+1B(ii)+1B(iii)+1B(iv)+1B(v)}	208497	107375000	562618	222341400		
1B(i)	Micro Enterprises(Manufacturing + Service Advances)	141220	47826400	423902	116113600		
1B(ii)	Small Enterprises(Manufacturing + Service Advances)	18098	28627200	43728	63104700		
1B(iii)	MediumEnterprises(Manufacturing + Service Advances)	946	8555000	1625	21872700		
1B(iv)	Khadi and Village Industries	905	427700	17592	3341500		
1B(v)	Others under MSMEs	47328	21938700	75771	17908900		
1C	Export Credit	0	0	3	6100		
1D	Education	18174	3960000	85768	28677500		
1E	Housing	18402	14048400	82669	70099500		
1F	Social Infrastructure	62	48900	89	85600		
1G	Renewable Energy	30	2000	95	143600		
1H	Others	58102	18891800	52081	6270100		
2	Sub Total (1A+1B+1C+1D+1E+1F+1G+1H)	1053212	240339500	3206245	567361100		
3	Loans to Weaker Sections under Priority Sector	142102	11188900	1064270	72856800		
4	Non-Priority Sector						
4A	Agriculture	15480	15802100	310	5122200		
4B	Education	4786	1081200	4557	3852400		
4C	Housing	15183	12877100	48464	67052300		
4D	Personal Loans under Non-Priority Sector	130770	51870800	389656	136568100		
4E	Others	171618	121251600	340924	122867200		
5	Sub Total (4A+4B+4C+4D+4E)	337837	202882800	783911	335462200		
	TOTAL (2+5)	1391049	443222300	3990156	902823300		

LBS-MIS-III

Statement showing Achievement vis-a-vis Targets for the quarter ended 31.12.2019

(No. in actuals, Amt. in Thousands)

Public Sector Banks					
BANK NAME :		Number	Amount	Number	Amount
1	Priority Sector				
1A	Agriculture Advances = Total of 1A(i)+ 1A(ii)+ 1A(iii)	2032310	286744900	36.90	33.48
1A(i)	Farm Credit	1913115	242546400	37.80	32.01
1A(ii)	Agriculture Infrastructure	90555	20982800	2.57	3.50
1A(iii)	Ancillary Activities	28640	23215700	85.41	75.98
1B	Micro, Small and Medium Enterprises (Total of	1383873	158112100	15.07	67.91
1B(i)	Micro Enterprises(Manufacturing + Service Advances)	664141	47432900	21.26	100.83
1B(ii)	Small Enterprises(Manufacturing + Service Advances)	276883	39529200	6.54	72.42
1B(iii)	Medium Enterprises(Manufacturing + Service Advances)	15944	28459100	5.93	30.06
1B(iv)	Khadi and Village Industries	0	0	0.00	0.00
1B(v)	Others under MSMEs	426905	42690900	11.09	51.39
1C	Export Credit	0	0	0.00	0.00
1D	Education	39501	19751000	46.01	20.05
1E	Housing	14833	14819700	124.06	94.80
1F	Social Infrastructure	50423	16791700	0.12	0.29
1G	Renewable Energy	59312	2965600	0.05	0.07
1H	Others	889012	44450600	6.54	42.50
2	Sub Total (1A+1B+1C+1D+1E+1F+1G+1H)	4469264	543635600	23.57	44.21
3	Loans to Weaker Sections under Priority Sector	0	0	0.00	0.00
4	Non-Priority Sector				
4A	Agriculture	0	0	0.00	0.00
4B	Education	4859	7728900	98.50	13.99
4C	Housing	3877	11591000	391.62	111.10
4D	Personal Loans under Non-Priority Sector	483139	96602900	27.07	53.69
4E	Others	1352403	270457100	12.69	44.83
5	Sub Total (4A+4B+4C+4D+4E)	1844278	386379900	18.32	52.51
	TOTAL (2+5)	6313542	930015500	22.03	47.66

STATE LEVEL BANKERS' COMMITTEE, BIHAR, CONVENOR - STATE BANK OF INDIA			
LEAD BANK SCHEME : MONITORING INFORMATION SYSTEM (MIS)			
LBS-MIS-I			
Statement showing Targets of Annual Credit Plans (ACP) for the year 31.12.2019			
(No. in actuals, Amt. in Thousands)			
BANK NAME :	Private Sector Banks		
Sr No.	Categories	Yearly Targets under ACP	
		Number	Amount
1	Priority Sector		
1A	Agriculture Advances = Total of 1A(i)+ 1A(ii)+ 1A(iii)	514986	72662400
1A(i)	Farm Credit	484752	61460600
1A(ii)	Agriculture Infrastructure	22954	5315700
1A(iii)	Ancillary Activities	7280	5886100
1B	Micro, Small and Medium Enterprises { Total of 1B(i)+1B(ii)+1B(iii)+1B(iv)+1B(v) }	635509	72611000
1B(i)	Micro Enterprises(Manufacturing + Service Advances)	304965	21783800
1B(ii)	Small Enterprises(Manufacturing + Service Advances)	127137	18150700
1B(iii)	Medium Enterprises(Manufacturing + Service Advances)	7344	13070200
1B(iv)	Khadi and Village Industries	0	0
1B(v)	Others under MSMEs	196063	19606300
1C	Export Credit	0	0
1D	Education	3720	1859600
1E	Housing	1413	1397100
1F	Social Infrastructure	4755	1579100
1G	Renewable Energy	5574	278700
1H	Others	83726	4186300
2	Sub Total (1A+1B+1C+1D+1E+1F+1G+1H)	1249683	154574200
3	Loans to Weaker Sections under Priority Sector	0	0
4	Non-Priority Sector		
4A	Agriculture	0	0
4B	Education	1034	1635300
4C	Housing	817	2452300
4D	Personal Loans under Non-Priority Sector	102228	20436100
4E	Others	286069	57205500
5	Sub Total (4A+4B+4C+4D+4E)	390148	81729200
	TOTAL (2+5)	1639831	236303400

LBS-MIS-II

Statement showing Disbursement & Outstanding for the quarter ended 31.12.2019

(No. in actuals, Amt. in Thousands)

BANK NAME :		Private Sector Banks					
Sr No.	Categories	Disbursements upto the end of current quarter		Outstandings up to the end of current quarter			
		Number	Amount	Number	Amount		
1	Priority Sector						
1A	Agriculture Advances = Total of 1A(i)+ 1A(ii)+ 1A(iii)	712894	46389500	1271750	61111900		
1A(i)	Farm Credit	645931	39049900	1201519	55579600		
1A(ii)	Agriculture Infrastructure	5365	400900	3	28200		
1A(iii)	Ancillary Activities	61598	6938700	70228	5504100		
1B	Micro, Small and Medium Enterprises						
	{ Total of 1B(i)+1B(ii)+1B(iii)+1B(iv)+1B(v) }	358651	54830800	591153	80051100		
1B(i)	Micro Enterprises(Manufacturing + Service Advances)	352937	39451200	574672	51519500		
1B(ii)	Small Enterprises(Manufacturing + Service Advances)	5322	11963100	15241	23214800		
1B(iii)	Medium Enterprises(Manufacturing + Service Advances)	391	3406800	1223	5246100		
1B(iv)	Khadi and Village Industries	0	0	0	0		
1B(v)	Others under MSMEs	1	9700	17	70700		
1C	Export Credit	0	0	0	0		
1D	Education	835	220900	2288	765600		
1E	Housing	2052	966800	5975	5226100		
1F	Social Infrastructure	0	0	8	5400		
1G	Renewable Energy	0	0	0	0		
1H	Others	158006	4055900	295727	3170800		
2	Sub Total (1A+1B+1C+1D+1E+1F+1G+1H)	1232438	106463900	2166901	150330900		
3	Loans to Weaker Sections under Priority Sector	220495	10824800	569014	28618200		
4	Non-Priority Sector						
4A	Agriculture	2	1000	0	0		
4B	Education	45	18600	16	13600		
4C	Housing	627	2485500	2092	6502500		
4D	Personal Loans under Non-Priority Sector	15404	7527200	35881	11898800		
4E	Others	208103	57152600	597196	123675400		
5	Sub Total (4A+4B+4C+4D+4E)	224181	67184900	635185	142090300		
	TOTAL (2+5)	1456619	173648800	2802086	292421200		

LBS-MIS-III

Statement showing Achievement vis-a-vis Targets for the quarter ended 31.12.2019

(No. in actuals, Amt. in Thousands)

BANK NAME :		Private Sector Banks			
	Priority Sector	Number	Amount	Number	Amount
1	1A	514986	72662400	138.43	63.84
	Agriculture Advances = Total of 1A(i)+ 1A(ii)+ 1A(iii)				
	1A(i)	484752	61460600	133.25	63.54
	1A(ii)	22954	5315700	23.37	7.54
	1A(iii)	7280	5886100	846.13	117.88
1B	Micro, Small and Medium Enterprises (Total of 1B(i)+1B(ii)+1B(iii)+1B(iv)+1B(v)	635509	72611000	56.44	75.51
	1B(i)	304965	21783800	115.73	181.10
	1B(ii)	127137	18150700	4.19	65.91
	1B(iii)	7344	13070200	5.32	26.07
	1B(iv)	0	0	0.00	0.00
	1B(v)	196063	19606300	0.00	0.05
1C	Export Credit	0	0	0.00	0.00
1D	Education	3720	1859600	22.45	11.88
1E	Housing	1413	1397100	145.22	69.20
1F	Social Infrastructure	4755	1579100	0.00	0.00
1G	Renewable Energy	5574	278700	0.00	0.00
1H	Others	83726	4186300	188.72	96.89
2	Sub Total (1A+1B+1C+1D+1E+1F+1G+1H)	1249683	154574200	98.62	68.88
3	Loans to Weaker Sections under Priority Sector	0	0	0.00	0.00
4	Non-Priority Sector	0	0	0.00	0.00
4A	Agriculture	1034	1635300	4.35	1.14
4B	Education	817	2452300	76.74	101.35
4C	Housing	102228	20436100	15.07	36.83
4D	Personal Loans under Non-Priority Sector	286069	57205500	72.75	99.91
4E	Others	390148	81729200	57.46	82.20
5	Sub Total (4A+4B+4C+4D+4E)	1639831	236303400	88.83	73.49
	TOTAL (2+5)				

STATE LEVEL BANKERS' COMMITTEE, BIHAR, CONVENOR - STATE BANK OF INDIA			
LEAD BANK SCHEME : MONITORING INFORMATION SYSTEM (MIS)			
LBS-MIS-I			
Statement showing Targets of Annual Credit Plans (ACP) for the year 31.12.2019			
(No. in actuals, Amt. in Thousands)			
BANK NAME :	Cooperative Banks		
Sr No.	Categories	Yearly Targets under ACP	
		Number	Amount
1	Priority Sector		
1A	Agriculture Advances = Total of 1A(i)+ 1A(ii)+ 1A(iii)	168271	23743800
1A(i)	Farm Credit	158405	20084000
1A(ii)	Agriculture Infrastructure	7494	1737800
1A(iii)	Ancillary Activities	2372	1922000
1B	Micro, Small and Medium Enterprises { Total of 1B(i)+1B(ii)+1B(iii)+1B(iv)+1B(v) }	0	0
1B(i)	Micro Enterprises(Manufacturing + Service Advances)	0	0
1B(ii)	Small Enterprises(Manufacturing + Service Advances)	0	0
1B(iii)	Medium Enterprises(Manufacturing + Service Advances)	0	0
1B(iv)	Khadi and Village Industries	0	0
1B(v)	Others under MSMEs	0	0
1C	Export Credit	0	0
1D	Education	0	0
1E	Housing	0	0
1F	Social Infrastructure	0	0
1G	Renewable Energy	0	0
1H	Others	0	0
2	Sub Total (1A+1B+1C+1D+1E+1F+1G+1H)	168271	23743800
3	Loans to Weaker Sections under Priority Sector	0	0
4	Non-Priority Sector		
4A	Agriculture	0	0
4B	Education	0	0
4C	Housing	0	0
4D	Personal Loans under Non-Priority Sector	0	0
4E	Others	5007	999700
5	Sub Total (4A+4B+4C+4D+4E)	5007	999700
	TOTAL (2+5)	173278	24743500

LBS-MIS-II

Statement showing Disbursement & Outstanding for the quarter ended 31.12.2019

(No. in actuals, Amt. in Thousands)

BANK NAME :		Cooperative Banks					
Sr No.	Categories	Disbursements upto the end of current quarter		Outstandings up to the end of current quarter			
		Number	Amount	Number	Amount		
1	Priority Sector						
1A	Agriculture Advances = Total of 1A(i)+ 1A(ii)+ 1A(iii)	166010	12896500	278278	6225600		
1A(i)	Farm Credit	166010	12896500	278278	6225600		
1A(ii)	Agriculture Infrastructure	0	0	0	0		
1A(iii)	Ancillary Activities	0	0	0	0		
1B	Micro, Small and Medium Enterprises						
	{ Total of 1B(i)+1B(ii)+1B(iii)+1B(iv)+1B(v) }	0	0	0	0		
1B(i)	Micro Enterprises(Manufacturing + Service Advances)	0	0	0	0		
1B(ii)	Small Enterprises(Manufacturing + Service Advances)	0	0	0	0		
1B(iii)	Medium Enterprises(Manufacturing + Service Advances)	0	0	0	0		
1B(iv)	Khadi and Village Industries	0	0	0	0		
1B(v)	Others under MSMEs	0	0	0	0		
1C	Export Credit	0	0	0	0		
1D	Education	0	0	0	0		
1E	Housing	0	0	0	0		
1F	Social Infrastructure	0	0	0	0		
1G	Renewable Energy	0	0	0	0		
1H	Others	1460	37800	0	0		
2	Sub Total (1A+1B+1C+1D+1E+1F+1G+1H)	167470	12934300	278278	6225600		
3	Loans to Weaker Sections under Priority Sector	0	0	0	0		
4	Non-Priority Sector						
4A	Agriculture	0	0	166010	12896500		
4B	Education	0	0	0	0		
4C	Housing	29	19100	29	19100		
4D	Personal Loans under Non-Priority Sector	230	40300	230	40300		
4E	Others	33	4500	38	6300		
5	Sub Total (4A+4B+4C+4D+4E)	292	63900	166307	12962200		
	TOTAL (2+5)	167762	12998200	444585	19187800		

LBS-MIS-III

Statement showing Achievement vis-a-vis Targets for the quarter ended 31.12.2019

(No. in actuals, Amt. in Thousands)

BANK NAME :		Cooperative Banks			
		Number	Amount	Number	Amount
1	Priority Sector				
1A	Agriculture Advances = Total of 1A(i)+ 1A(ii)+ 1A(iii)	168271	23743800	98.66	54.32
1A(i)	Farm Credit	158405	20084000	104.80	64.21
1A(ii)	Agriculture Infrastructure	7494	1737800	0.00	0.00
1A(iii)	Ancillary Activities	2372	1922000	0.00	0.00
1B	Micro, Small and Medium Enterprises (Total of	0	0	0.00	0.00
1B(i)	Micro Enterprises(Manufacturing + Service Advances)	0	0	0.00	0.00
1B(ii)	Small Enterprises(Manufacturing + Service Advances)	0	0	0.00	0.00
1B(iii)	MediumEnterprises(Manufacturing + Service Advances)	0	0	0.00	0.00
1B(iv)	Khadi and Village Industries	0	0	0.00	0.00
1B(v)	Others under MSMEs	0	0	0.00	0.00
1C	Export Credit	0	0	0.00	0.00
1D	Education	0	0	0.00	0.00
1E	Housing	0	0	0.00	0.00
1F	Social Infrastructure	0	0	0.00	0.00
1G	Renewable Energy	0	0	0.00	0.00
1H	Others	0	0	0.00	0.00
2	Sub Total (1A+1B+1C+1D+1E+1F+1G+1H)	168271	23743800	99.52	54.47
3	Loans to Weaker Sections under Priority Sector	0	0	0.00	0.00
4	Non-Priority Sector				
4A	Agriculture	0	0	0.00	0.00
4B	Education	0	0	0.00	0.00
4C	Housing	0	0	0.00	0.00
4D	Personal Loans under Non-Priority Sector	0	0	0.00	0.00
4E	Others	5007	999700	0.66	0.45
5	Sub Total (4A+4B+4C+4D+4E)	5007	999700	5.83	6.39
	TOTAL (2+5)	173278	24743500	96.82	52.53

STATE LEVEL BANKERS' COMMITTEE, BIHAR, CONVENOR - STATE BANK OF INDIA			
LEAD BANK SCHEME : MONITORING INFORMATION SYSTEM (MIS)			
LBS-MIS-I			
Statement showing Targets of Annual Credit Plans (ACP) for the year 31.12.2019			
(No. in actuals, Amt. in Thousands)			
BANK NAME :	Regional Rural Banks		
Sr No.	Categories	Yearly Targets under ACP	
		Number	Amount
1	Priority Sector		
1A	Agriculture Advances = Total of 1A(i)+ 1A(ii)+ 1A(iii)	1366507	192811900
1A(i)	Farm Credit	1286400	163095100
1A(ii)	Agriculture Infrastructure	60850	14107900
1A(iii)	Ancillary Activities	19257	15608900
1B	Micro, Small and Medium Enterprises { Total of 1B(i)+1B(ii)+1B(iii)+1B(iv)+1B(v) }	115348	13184300
1B(i)	Micro Enterprises(Manufacturing + Service Advances)	55357	3955800
1B(ii)	Small Enterprises(Manufacturing + Service Advances)	23076	3296500
1B(iii)	Medium Enterprises(Manufacturing + Service Advances)	1328	2373300
1B(iv)	Khadi and Village Industries	0	0
1B(v)	Others under MSMEs	35587	3558700
1C	Export Credit	0	0
1D	Education	5270	2634900
1E	Housing	1980	1976100
1F	Social Infrastructure	6718	2239400
1G	Renewable Energy	7910	395500
1H	Others	118540	5927000
2	Sub Total (1A+1B+1C+1D+1E+1F+1G+1H)	1622273	219169100
3	Loans to Weaker Sections under Priority Sector	0	0
4	Non-Priority Sector		
4A	Agriculture	0	0
4B	Education	0	0
4C	Housing	56	170100
4D	Personal Loans under Non-Priority Sector	7099	1418200
4E	Others	20425	4083300
5	Sub Total (4A+4B+4C+4D+4E)	27580	5671600
	TOTAL (2+5)	1649853	224840700

LBS-MIS-II

Statement showing Disbursement & Outstanding for the quarter ended 31.12.2019

(No. in actuals, Amt. in Thousands)

BANK NAME :		Regional Rural Banks					
Sr No.	Categories	Disbursements upto the end of current quarter		Outstandings up to the end of current quarter			
		Number	Amount	Number	Amount		
1	Priority Sector						
1A	Agriculture Advances = Total of 1A(i)+ 1A(ii)+ 1A(iii)	1177047	115598300	2289168	137912600		
1A(i)	Farm Credit	1177047	115598300	2289168	137912600		
1A(ii)	Agriculture Infrastructure	0	0	0	0		
1A(iii)	Ancillary Activities	0	0	0	0		
1B	Micro, Small and Medium Enterprises						
	{ Total of 1B(i)+1B(ii)+1B(iii)+1B(iv)+1B(v) }	72452	8654900	493519	29869400		
1B(i)	Micro Enterprises(Manufacturing + Service Advances)	58815	6795400	487626	27404600		
1B(ii)	Small Enterprises(Manufacturing + Service Advances)	10211	1339900	5889	1925000		
1B(iii)	Medium Enterprises(Manufacturing + Service Advances)	0	0	4	539800		
1B(iv)	Khadi and Village Industries	0	0	0	0		
1B(v)	Others under MSMEs	3426	519600	0	0		
1C	Export Credit	0	0	0	0		
1D	Education	778	69000	12251	3395700		
1E	Housing	283	439400	7908	2767100		
1F	Social Infrastructure	3	600	0	0		
1G	Renewable Energy	0	0	580	15500		
1H	Others	48423	3793800	4421	1260800		
2	Sub Total (1A+1B+1C+1D+1E+1F+1G+1H)	1298986	128556000	2807847	175221100		
3	Loans to Weaker Sections under Priority Sector	549920	62161800	2154421	130284300		
4	Non-Priority Sector						
4A	Agriculture	0	0	0	0		
4B	Education	0	0	0	0		
4C	Housing	7	12500	2345	1056000		
4D	Personal Loans under Non-Priority Sector	5684	1192800	11535	1435400		
4E	Others	22318	4144500	31116	3216700		
5	Sub Total (4A+4B+4C+4D+4E)	28009	5349800	44996	5708100		
	TOTAL (2+5)	1326995	133905800	2852843	180929200		

LBS-MIS-III

Statement showing Achievement vis-a-vis Targets for the quarter ended 31.12.2019

(No. in actuals, Amt. in Thousands)

BANK NAME :		Regional Rural Banks			
		Number	Amount	Number	Amount
1	Priority Sector				
1A	Agriculture Advances = Total of 1A(i)+ 1A(ii)+ 1A(iii)	1366507	192811900	86.14	59.95
1A(i)	Farm Credit	1286400	163095100	91.50	70.88
1A(ii)	Agriculture Infrastructure	60850	14107900	0.00	0.00
1A(iii)	Ancillary Activities	19257	15608900	0.00	0.00
1B	Micro, Small and Medium Enterprises (Total of 1B(i)+1B(ii)+1B(iii)+1B(iv)+1B(v)	115348	13184300	62.81	65.65
1B(i)	Micro Enterprises(Manufacturing + Service Advances)	55357	3955800	106.25	171.78
1B(ii)	Small Enterprises(Manufacturing + Service Advances)	23076	3296500	44.25	40.65
1B(iii)	Medium Enterprises(Manufacturing + Service Advances)	1328	2373300	0.00	0.00
1B(iv)	Khadi and Village Industries	0	0	0.00	0.00
1B(v)	Others under MSMEs	35587	3558700	9.63	14.60
1C	Export Credit	0	0	0.00	0.00
1D	Education	5270	2634900	14.76	2.62
1E	Housing	1980	1976100	14.29	22.24
1F	Social Infrastructure	6718	2239400	0.04	0.03
1G	Renewable Energy	7910	395500	0.00	0.00
1H	Others	118540	5927000	40.85	64.01
2	Sub Total (1A+1B+1C+1D+1E+1F+1G+1H)	1622273	219169100	80.07	58.66
3	Loans to Weaker Sections under Priority Sector	0	0	0.00	0.00
4	Non-Priority Sector				
4A	Agriculture	0	0	0.00	0.00
4B	Education	0	0	0.00	0.00
4C	Housing	56	170100	12.50	7.35
4D	Personal Loans under Non-Priority Sector	7099	1418200	80.07	84.11
4E	Others	20425	4083300	109.27	101.50
5	Sub Total (4A+4B+4C+4D+4E)	27580	5671600	101.56	94.33
	TOTAL (2+5)	1649853	224840700	80.43	59.56

STATE LEVEL BANKERS' COMMITTEE, BIHAR, CONVENOR - STATE BANK OF INDIA			
LEAD BANK SCHEME : MONITORING INFORMATION SYSTEM (MIS)			
LBS-MIS-I			
Statement showing Targets of Annual Credit Plans (ACP) for the year 31.12.2019			
(No. in actuals, Amt. in Thousands)			
BANK NAME :	Small Finance Banks		
Sr No.	Categories	Yearly Targets under ACP	
		Number	Amount
1	Priority Sector		
1A	Agriculture Advances = Total of 1A(i)+ 1A(ii)+ 1A(iii)	170368	24037000
1A(i)	Farm Credit	160368	20333900
1A(ii)	Agriculture Infrastructure	7614	1759100
1A(iii)	Ancillary Activities	2386	1944000
1B	Micro, Small and Medium Enterprises { Total of 1B(i)+1B(ii)+1B(iii)+1B(iv)+1B(v) }	53324	6092600
1B(i)	Micro Enterprises(Manufacturing + Service Advances)	25591	1827500
1B(ii)	Small Enterprises(Manufacturing + Service Advances)	10672	1523600
1B(iii)	Medium Enterprises(Manufacturing + Service Advances)	620	1097400
1B(iv)	Khadi and Village Industries	0	0
1B(v)	Others under MSMEs	16441	1644100
1C	Export Credit	0	0
1D	Education	0	0
1E	Housing	0	0
1F	Social Infrastructure	0	0
1G	Renewable Energy	0	0
1H	Others	34220	1711000
2	Sub Total (1A+1B+1C+1D+1E+1F+1G+1H)	257912	31840600
3	Loans to Weaker Sections under Priority Sector	0	0
4	Non-Priority Sector		
4A	Agriculture	0	0
4B	Education	0	0
4C	Housing	0	0
4D	Personal Loans under Non-Priority Sector	0	0
4E	Others	11293	2256300
5	Sub Total (4A+4B+4C+4D+4E)	11293	2256300
	TOTAL (2+5)	269205	34096900

LBS-MIS-II

Statement showing Disbursement & Outstanding for the quarter ended 31.12.2019

(No. in actuals, Amt. in Thousands)

Small Financial Banks

BANK NAME :							
Sr No.	Categories	Disbursements upto the end of current quarter		Outstandings up to the end of current quarter			
		Number	Amount	Number	Amount		
1	Priority Sector						
1A	Agriculture Advances = Total of 1A(i)+ 1A(ii)+ 1A(iii)	453036	16737800	899882	21173500		
1A(i)	Farm Credit	453036	16737800	899882	21173500		
1A(ii)	Agriculture Infrastructure	0	0	0	0		
1A(iii)	Ancillary Activities	0	0	0	0		
1B	Micro, Small and Medium Enterprises						
	{Total of 1B(i)+1B(ii)+1B(iii)+1B(iv)+1B(v)}	203979	7717300	377423	9754200		
1B(i)	Micro Enterprises(Manufacturing + Service Advances)	203972	7706500	377415	9741400		
1B(ii)	Small Enterprises(Manufacturing + Service Advances)	7	10800	8	12800		
1B(iii)	Medium Enterprises(Manufacturing + Service Advances)	0	0	0	0		
1B(iv)	Khadi and Village Industries	0	0	0	0		
1B(v)	Others under MSMEs	0	0	0	0		
1C	Export Credit	0	0	0	0		
1D	Education	0	0	0	0		
1E	Housing	1130	142000	3545	371100		
1F	Social Infrastructure	0	0	0	0		
1G	Renewable Energy	0	0	0	0		
1H	Others	66436	2487400	152341	3481100		
2	Sub Total (1A+1B+1C+1D+1E+1F+1G+1H)	724581	27084500	1433191	34779900		
3	Loans to Weaker Sections under Priority Sector	677821	25305500	1090328	25767700		
4	Non-Priority Sector						
4A	Agriculture	1	100	36	200		
4B	Education	0	0	0	0		
4C	Housing	69	54000	232	126100		
4D	Personal Loans under Non-Priority Sector	46	11200	46	11200		
4E	Others	4828	457900	10679	716800		
5	Sub Total (4A+4B+4C+4D+4E)	4944	523200	10993	854300		
	TOTAL (2+5)	729525	27607700	1444184	35634200		

LBS-MIS-III

Statement showing Achievement vis-a-vis Targets for the quarter ended 31.12.2019

(No. in actuals, Amt. in Thousands)

Small Finance Banks					
BANK NAME :		Number	Amount	Number	Amount
1	Priority Sector				
1A	Agriculture Advances = Total of 1A(i)+ 1A(ii)+ 1A(iii)	170368	24037000	265.92	69.63
1A(i)	Farm Credit	160368	20333900	282.50	82.31
1A(ii)	Agriculture Infrastructure	7614	1759100	0.00	0.00
1A(iii)	Ancillary Activities	2386	1944000	0.00	0.00
1B	Micro, Small and Medium Enterprises (Total of 1B(i)+1B(ii)+1B(iii)+1B(iv)+1B(v)	53324	6092600	382.53	126.67
1B(i)	Micro Enterprises(Manufacturing + Service Advances)	25591	1827500	797.05	421.70
1B(ii)	Small Enterprises(Manufacturing + Service Advances)	10672	1523600	0.07	0.71
1B(iii)	MediumEnterprises(Manufacturing + Service Advances)	620	1097400	0.00	0.00
1B(iv)	Khadi and Village Industries	0	0	0.00	0.00
1B(v)	Others under MSMEs	16441	1644100	0.00	0.00
1C	Export Credit	0	0	0.00	0.00
1D	Education	0	0	0.00	0.00
1E	Housing	0	0	0.00	0.00
1F	Social Infrastructure	0	0	0.00	0.00
1G	Renewable Energy	0	0	0.00	0.00
1H	Others	34220	1711000	194.14	145.38
2	Sub Total (1A+1B+1C+1D+1E+1F+1G+1H)	257912	31840600	280.94	85.06
3	Loans to Weaker Sections under Priority Sector	0	0	0.00	0.00
4	Non-Priority Sector				
4A	Agriculture	0	0	0.00	0.00
4B	Education	0	0	0.00	0.00
4C	Housing	0	0	0.00	0.00
4D	Personal Loans under Non-Priority Sector	0	0	0.00	0.00
4E	Others	11293	2256300	42.75	20.29
5	Sub Total (4A+4B+4C+4D+4E)	11293	2256300	43.78	23.19
	TOTAL (2+5)	269205	34096900	270.99	80.97